

PUPIL PERFORMANCE REPORT 2018



VOLUME 11

**Bhutan Council for School Examinations
and Assessment**

PUPIL PERFORMANCE REPORT 2018

for BCSE, BHSEC and LCSC-XII 2017 Examinations

VOLUME 11

**Bhutan Council for School Examinations and Assessment
Thimphu: Bhutan**

PUPIL PERFORMANCE REPORT EDITION 2018

ACKNOWLEDGMENT

CHIEF ADVISOR

Mr. Tenzin Dorji, Secretary, BCSEA

ADVISORS

Ms. Kesang Deki Tshering, Controller of Examinations

Mr. Lobzang Dorji, Subject Coordinator

WRITE UP

Mr. Pema Wangdi, Subject Coordinator, SED

Mr. Shriman Gurung, Subject Coordinator, SED

Mr. Loden Chozin, Subject Coordinator, SED

Ms. Sharda Rai, Subject Coordinator, SED

Ms. Kencho Dem, Subject Coordinator, SED

Ms. Kuenga Wangmo, Subject Coordinator, SED

Mr. Kinley Dorji, Subject Coordinator, SED

Ms. Renuka Chettri, Subject Coordinator, SED

Ms. Sapna Subba, Subject Coordinator, SED

Mr. Mani Dorji, Education Monitoring Officer, AMD

DATA ANALYSIS

Mr. Karma Jigme Lepcha, Subject Coordinator, SED

Mr. Sonam Gyeltshen, ICT

LAYOUT AND DESIGN

Mr. Karma Jigme Lepcha, Subject Coordinator, SED

PUBLISHED BY

School Examination Division, BCSEA

Copyright © 2018 Bhutan Council for School Examinations and Assessment

All rights reserved. No part of this book may be reproduced in any form without permission from the publisher.

FORWARD

This issue of the Pupils' Performance Report for the Bhutan Certificate of Secondary Education (BCSE X), Bhutan Higher Secondary Education Certificate (BHSEC XII) and Language and Culture Studies Certificate (LCSC XII) of 2017 examinations provides the relevant stakeholders with feedback on pupil performance in all subjects. It provides indications of the effectiveness of the examinations as a whole and reports the areas that need to be supported for a better performance profile in future.

The Pupil Performance report contains:

- The result analysis of BCSE, BHSEC and LCSC -XII 2017 examinations.
- A report on conduct of examination.
- A report on marking of answer scripts.
- A report on clerical recheck of answer scripts.
- A report on new initiatives taken to improve the examination system.
- A report on the trends in students' performance.

We would like to thank all the schools for their support in the smooth conduct of public examination.

We would also like to extend our gratitude to all the examination-conducting officials from the field and the markers who attended the answer script marking at the College of Science and Technology, Rinchending in 2017-2018.

BCSEA shall continue to produce similar and improved reports in future.

School Examination Division

BCSEA

INTRODUCTION

Examination and its result have been integral elements of all schools since the start of formal education system. Examination therefore holds an equally important position to its stakeholders in the education system.

As with the past publications of the pupil's performance reports, this report too brings out the nation-wide performance of the students who sat for the 2017 classes X and XII council examinations. It gives readers the information on performance of the candidates under various categories such as gender, school and dzongkhag.

Besides the regular feature of result analysis and item analysis of BHSEC, BCSE and LCSC examinations, a report containing the statistics of teachers who were involved in the conduct of the examinations and the marking of the answer scripts, trends in the students' performance, clerical re-check report and new initiatives that has been brought into the system has also been included.

The purpose of the Pupil Performance Report (PPR) is to let schools/institutes know about their level of performance in the BCSE, BHSEC and LCSC examinations for a particular year. Through the report the examination council would like to appreciate and honour the excellent academic performances of the toppers and their schools. PPR attempts to reflect assessment procedure at terminal grade levels and bring further improvement in future.

CONTENTS

CHAPTER 1: CONDUCT OF EXAMINATIONS	1
CHAPTER 2: PROCESS OF MARKING ANSWER SCRIPTS	3
CHAPTER 3: BHUTAN CERTIFICATE OF SECONDARY EDUCATION 2017 EXAMINATION	8
3.1 OVERALL INFORMATION	8
3.1.1 OVERALL PERFORMANCE WITH CONTINUOUS ASSESSMENT (CA)	8
3.1.2 PASS PERCENTAGE WITH CA	8
3.1.3 OVERALL PERFORMANCE WITHOUT CONTINUOUS ASSESSMENT (CA)	9
3.2 NATIONAL SUBJECT-WISE PERFORMANCE	10
3.3 NATIONAL PAPER-WISE PERFORMANCE (WITH CA AND WITHOUT CA)	10
3.4 NATIONAL SUBJECT WISE MARK RANGE	11
3.5 NATIONAL AGE WISE PERFORMANCE ACROSS ALL SUBJECTS	12
3.6 DZONGKHAG SCHOOL-WISE PERFORMANCE	14
3.7 DZONGKHAG SCHOOL-WISE PERFORMANCE IN SUBJECTS	17
ENGLISH I	17
ENGLISH II	21
DZONGKHA I	25
DZONGKHA II	29
MATHEMATICS	32
PHYSICS	36
CHEMISTRY	39
BIOLOGY	43
HISTORY AND CIVICS	46
GEOGRAPHY	50
ECONOMICS	53
COMPUTER APPLICATIONS	56
ENVIRONMENT SCIENCE	60
AGRICULTURE	62
HOUSE WIRING	64
FURNITURE	64
MECHANICAL	64
TAILORING	65
CARPENTRY	65
PLUMBING	65
PAINTING	65
MASONRY	65
3.8 OVERALL NATIONAL TOPPERS AND SUBJECT TOPPERS	66
NATIONAL TOPPERS	66
CHAPTER 4: BHUTAN HIGHER SECONDARY EDUCATION CERTIFICATE 2017 EXAMINATION	67
4.1 OVERALL INFORMATION	67
4.2 PERFORMANCE BY CATEGORY	68
4.3 NATIONAL SUBJECT-WISE PERFORMANCE	68

4.4 NATIONAL SUBJECT-WISE PASS PERCENTAGE	69
4.5 NATIONAL PERFORMANCE BY PAPER	70
4.6 COMPARISON OF MARKS WITH AND WITHOUT INTERNAL ASSESSMENT BY MEAN	70
4.7 SUBJECT-WISE MARK RANGE (IN PERCENTAGE)	71
4.8 DZONGKHAG SCHOOL-WISE PERFORMANCE	71
4.9 PERFORMANCE BY AGE	73
4.10 DZONGKHAG SCHOOL-WISE PERFORMANCE IN SUBJECT	75
<i>ENGLISH I</i>	75
<i>ENGLISH II</i>	77
<i>DZONGKHA I</i>	79
<i>DZONGKHA II</i>	81
<i>MATHEMATICS</i>	83
<i>PHYSICS</i>	84
<i>CHEMISTRY</i>	86
<i>BIOLOGY</i>	88
<i>HISTORY</i>	89
<i>GEOGRAPHY</i>	91
<i>ACCOUNTANCY</i>	93
<i>COMMERCE</i>	95
<i>ECONOMICS</i>	97
<i>BUSINESS MATHEMATICS</i>	99
<i>COMPUTER STUDIES</i>	103
<i>RIGZHUNG</i>	104
<i>LITERATURE IN ENGLISH</i>	105
<i>HINDI</i>	105
<i>AGRICULTURE FOR FOOD SECURITY</i>	105
4.11 NATIONAL TOPPERS	107
CHAPTER 5: LANGUAGE AND CULTURE STUDIES CERTIFICATE (XII) 2017 EXAMINATION	109
5.1 GENERAL INFORMATION	109
5.2 OVER ALL PERFORMANCE BY GENDER	109
5.3 OVERALL SUBJECT-WISE PERFORMANCE	110
5.4 SCHOOL WISE PERFORMANCE IN VARIOUS SUBJECTS	110
5.5 SUBJECT WISE PASS PERCENTAGES	112
5.6 LCSC EXAMINATION PASS PERCENTAGES FOR PAST YEARS	113
5.7 OVERALL LCSC-XII TOPPERS	113
<i>NATIONAL TOPPERS</i>	113
<i>SUBJECT TOPPERS</i>	113
CHAPTER 6: CLERICAL RECHECK	115
<i>BCSE</i>	115
<i>BHSEC AND LCSC (XII)</i>	115
CHAPTER 7: MALPRACTICE CASES DETECTED IN 2017 COUNCIL EXAMINATIONS	119

CHAPTER 1: CONDUCT OF EXAMINATIONS

BHUTAN CERTIFICATE FOR SECONDARY EDUCATION

Total centres: 117 (111 government and 6 private schools)

Total Supervising Examiners deployed: 100 teachers

BCSE examination started with Computer Application practical on 28 November 2017.

BCSE theory examinations were conducted from 30 November to 13 December 2017.

The BCSEA officials, Dzongkhag Education Officials and Thromde Education Officials extended support for the smooth and fair conduct of the examination.

BHUTAN HIGHER SECONDARY EDUCATION CERTIFICATE

Total centres: 58 (39 government and 19 private schools)

Total Supervising Examiners deployed: 58 teachers

BHSEC examination started with Geography practical on 15 November 2017. It was followed by Science, Computer Studies and Accountancy practical examinations.

The BCSEA officials, Dzongkhag Education Officials and Thromde Education Officials extended support for the smooth and fair conduct of the examinations.

འབྲུག་འབྲིང་རིམ་བར་མའི་ ཤེས་ཡོན་ལག་ཁྲེར་ཚོས་རྒྱགས་ འགོ་འདྲེན།

- འབྲུག་འབྲིང་རིམ་བར་མའི་ ཤེས་ཡོན་ལག་ཁྲེར་གྱི་ ཚོས་རྒྱགས་ལྟེ་བ་ ༡༡༧ ཡོད། དེ་ནང་ལས་ གཞུང་གི་སློབ་ཤར་ ༡༡༡ ནང་། སློབ་དཔོན་ ༤ ཡོད།
- སློབ་དཔོན་ ༡༠༠ གིས་ ཚོས་རྒྱགས་བཀོད་དཔོན་འབད་ བཅའ་མར་གཏོགས་ཅི།
- འབྲུག་འབྲིང་རིམ་བར་མའི་ ཤེས་ཡོན་ལག་ཁྲེར་གྱི་ ཚོས་རྒྱགས་འགོ་དང་པ་ རྒྱུ་ལུ་སློབ་སྦྱོང་ཚོས་ཚན་གྱི་ ལག་ལེན་དངོས་བསྟར་ ཚོས་རྒྱགས་གིས་འབད་ གྱི་ལོ་ ༢༠༡༧ གྱི་ཟླ་ ༡༡ པའི་ཚེས་ ༢༤ ལུ་འགོ་འདྲེན་འཐབ་ཅི།
- དེ་ལས་ འབྲི་རྒྱགས་ཀྱི་ཚོས་རྒྱགས་འདི་ གྱི་ཟླ་ ༡༡ པའི་ཚེས་ ༣༠ ལས་ གྱི་ཟླ་ ༡༢ པའི་ཚེས་ ༡༣ ཚུན་ འགོ་འདྲེན་འཐབ་ཅི།

ཚོས་རྒྱགས་འདི། དོ་དམ་པ་ཚུ་དང་ འབྲུག་གི་སློབ་ཤར་ཚོས་རྒྱགས་དང་ བརྟག་ཞིབ་ཚོགས་སྡེའི་ འགན་འཛིན་པ། རྫོང་ཁག་དང་ རྫོང་སྡེའི་ ཤེས་ཡོན་འགོ་དཔོན་ཚུ་གིས་ རྒྱབ་སྐྱོར་གྱི་སློབ་ཤར་འབད་ ལེགས་ཤོམ་འབད་ འགོ་འདྲེན་འཐབ་རྒྱགས་ཅི།



འབྲུག་འབྲིང་རིམ་གོང་མའི་ ཤེས་ཡོན་ལག་ཁྱེར་ཚོས་རྒྱགས་ འགོ་འདྲེན།

- ཚོས་རྒྱགས་ལྗེ་བ་ ༥༥ ཡོད། དེ་ནང་ལས་ གཞུང་གི་སློབ་ལྷན་ ༣༧ དང་། སློབ་ལྷན་གྱི་སློབ་ལྷན་ ༡༩ ཡོད།
- སློབ་དཔོན་ ༥༥ གྱིས་ ཚོས་རྒྱགས་བཀོད་དཔོན་འབད་ བཅའ་མར་གཏོགས་ཅི།
- ས་ཆ་རིག་པ་ཚོས་ཚན་གྱི་ ལག་ལེན་དངོས་བསྟར་ཚོས་རྒྱགས་ཀྱིས་འབད་ སྤྱི་ཚུ་ ༡༡ པའི་ཚོས་ ༡༥ ལུ་ འགོ་བཙུགས་ཅི། དེ་གི་འབྲུག་ལས། ཚན་རིག་དང་ སློབ་རིག་སློབ་སྦྱོང་གི་ཚོས་ཚན་ ཅུ་མ་རིག་གི་ ལག་ལེན་དངོས་བསྟར་ཚོས་རྒྱགས་ཚུ་ རིམ་པ་བཞེན་ཏུ་ འགོ་འདྲེན་འབབ་ཅི།

ཚོས་རྒྱགས་འདི། དོ་དམ་པ་ཚུ་དང་ འབྲུག་གི་སློབ་ལྷན་ཚོས་རྒྱགས་དང་ བརྟག་ཞིབ་ཚོགས་ལྷན་འགན་འཛིན་པ། རྫོང་ལག་དང་ ལྷོ་ལྷན་འགོ་འདྲེན་ཚུ་གིས་ རྒྱབ་སྐྱོར་གྱི་ཐོག་ལས་འབད་ ལེགས་ཤོམ་འབད་ འགོ་འདྲེན་འབབ་རྒྱགས་ཅི།

CHAPTER 2: PROCESS OF MARKING ANSWER SCRIPTS

As of 2017 examination, each BCSEA question-answer booklet has a new cover page barcoded with the details of individual candidate for the papers he/she has registered. The candidate's name, index number and the name of centre are pre-printed on a perforated portion that can be torn away during marking to make the paper anonymous. The pre-printed candidate's details also resolved many complications that were caused when candidate's made mistake in the entry of their index numbers. The barcode also facilitates correct entry of students' marks more efficiently.

BCSEA has instituted and strengthened the following process for marking of answer scripts to ensure credibility and validity of the marks awarded.

1. Paper management: This unit is responsible for the following two important functions.

- *Take stock and account of all the examination materials sent from the examination centres.*
- *Prepare question-answer booklets for marking. All papers are removed of Candidate's details from the perforated portion and administrative numbers are issued for confidentiality. The papers are arranged in lots and kept ready for delivery to the markers.*

This work starts two days before the actual marking of the question-answer scripts and issued to the marking room headed by the respective chief markers.

2. Marking

- *The question-answer scripts are taken to the marking room by the appointed chief markers.*
- *The model answers and the marking schemes are thoroughly discussed and standardized before the marking begins.*
- *Marked question answer-scripts pass through the cross checkers in the marking room, who check the accuracy of marks awarded against each item and also ensure all items are corrected.*
- *Marked question answer-scripts are compiled in ascending order and the total marks further cross-checked to maintain consistency in marking. To minimize subjectivity and influence over the question-answer script, no marker is assigned more than one-two items.*
- *The Chief Markers and Subject Coordinators stay with the markers, randomly crosscheck the completed paper from time to time and provide assistance if required.*
- *The marked question-answer scripts are then handed over to the Tabulation Group.*



3. Tabulation – BCSEA has initiated a process of double entry of marks.

- *The first tabulation group enters the marks item wise. Provision to enter item wise marks are displayed when student's barcode is scanned. Accuracy checks are built in the system to ensure that marks for all items are entered within the range; no items are missed and further total marks reflected based on items.*
- *Tabulation of individual item marks also allows the subject coordinators to view the marks in each item, choices of items made, etc., during item analysis.*
- *The second tabulation group enters just the total score reflected on the cover page of the paper awarded to the candidate.*
- *Candidate's marks entered by tabulation group 1 and tabulation group 2 should tally to credit the mark entry.*
- *If marks do not tally, untallied marks/paper is reviewed and rectified.*

4. Scanning of answer scripts

After tabulation, all answer scripts are scanned and saved. This facilitates storage and future accessibility if required during recheck. Student answer scripts can now be available anywhere by entering subject code and candidate's index number.

5. Packing of the answer scripts

Once the answer scripts are scanned, they are accounted and packed for storage.

2017 ANSWER SCRIPT MARKING

1. BCSE Examination Marking

- *Camp Venue: College of Science and Technology at Rinchending, Chukha.*
- *Camp duration: December 18, 2017 - January 6, 2018*
- *Total candidates registered: 12,105*
- *Total Subjects marked: 11*
- *Total No. of Markers deployed: 530 teachers*
- *Declaration of result: January 18, 2018*
- *Total number of Managers/Scanning officials/Item Tabulators/Mark Tabulators: 144*

2. BHSEC and LCSC Examination Marking

- *Camp Venue: College of Science and Technology at Rinchending, Chukha.*
- *Camp duration: January 6 - 25, 2018*
- *Total candidates registered: 10,279*
- *Total Subjects marked: 17*
- *Total No. of Markers deployed: 606 teachers*
- *Declaration of result: January 25, 2018*
- *Total number of Managers/Scanning officials/Item Tabulators/Mark Tabulators: 156*

INITIATIVES TAKEN

1. Double Mark Entry

This process was started only in 2017 Marking Camp as a check point to ensure the marks entered into the result processing system were accurate.

2. LCSCE XII marking group used Excel application to compute marks for each candidate. This led to very few totalling errors which made the work faster and efficient.

BCSE and BHSEC English marking group used Microsoft Access database to compute marks and store each candidate's data item-wise as a database. This allowed for ready access to candidates' scores item-wise. With the database, the input of marks and computing of the total scores were very easy and fast, with few errors.

BUDGET FOR 2017 EXAMINATION RELATED ACTIVITIES

Sl. No.	Activity	Expenditure	Remarks
1	Test development and Moderation Workshop (July – August 2017)	Nu 7,226,696.00	About 199 teachers (SED - 154, AMD - 28, LCSC - 17) from the field involved for the work to develop question items for year-examinations (Class III and Class VI) and council examinations (Class X, Class XII, LCSC X and LCSC XII).
2	Centre Payment and Marking Camp	Nu 81,671,162.00	About 1128* teachers in total involved as Supervising Examiners (134) and invigilators (996) in the exam centers. 1136* teachers involved in the marking camp as markers. (*as per online data BCSEA website)

ལན་ཤོག་དབུ་ཞིབ་གྱི་ བྱ་རིམ་བརྒྱུད་བསྟུན་པའི་

འབྲུག་གི་སློབ་ལྷན་ཚོས་རྒྱལ་ཁྲིམས་དང་ བརྟན་ཞིབ་ཚོགས་སྡེ་གིས་ ལན་ཤོག་དབུ་ཞིབ་གྱི་གདོང་ཤོག་འདི་ གསར་པ་བཟོ་ཞིན་ན་ ཐོ་བཀོད་གྲུབ་ རྟེ་ ཚོས་རྒྱལ་ཁྲིམས་ཀྱི་དོན་ལུ་ བཅའ་མར་གཏོགས་མི་ མི་ངོམ་རེ་རེ་བཞིན་དུ་གི་ ལ་གསལ་ཚུ་ ཇི་ལན་དེ་བརྒྱུད་གྱི་གདོང་ཤོག་གུ་ གསར་བཟོ་ག་ ཐོག་ལུ་ བཀོད་དེ་ཡོད། གསར་བཟོ་ག་ ལྷན་པ་གཉིས་འབད་ཡོད་པའི་ལས་ གཅིག་གཏོང་ཤོག་གི་མགུ་ལུ་ བཀོད་ཡོད་པའི་འབད་ གཅིག་དེ་གི་ འོག་ལུ་ བཀོད་དེ་ཡོད། གདོང་ཤོག་གི་མགུ་ལུ་ བཀོད་དེ་ཡོད་མི་འདི་ དབུ་ཞིབ་མ་འབད་བའི་ ཉེ་མ་ལས་བརྟན་གསར་གཏང་ནི་དང་ འོག་ལུ་ ཡོད་མི་འདི་ གདོང་ཤོག་གུ་ རང་འཇགས་བཞག་པ་ཨིན།

གསར་བཟོ་ག་ ལག་གཉིས་འབད་བཀོད་དགོ་པའི་ རྒྱ་མཚན་འདི། དབུ་ཞིབ་འབད་བའི་སྐབས་ལུ་ མི་ངོམ་འདི་གི་གསར་བ་ བྱི་ཤོར་མི་འགྱུར་ དང་ དབུ་ཞིབ་ཏུ་བཅའ་བཅུ་དང་ ལུ་ལྷན་གཏོག་ཏོ་འབད་ འགྲོ་ཚུགས་ནི་གི་དོན་ལུ་ཨིན།

འབྲུག་གི་སློབ་ལྷན་ཚོས་རྒྱལ་ཁྲིམས་དང་ བརྟན་ཞིབ་ཚོགས་སྡེ་གི་ཉོང་མ་ལས་ ལན་ཤོག་དབུ་ཞིབ་འབད་མ་དང་ དུང་ས་གསལ་དང་ ཏུང་བཅུ་ཞིབ་ ཐོག་ལུ་ སྐྱེས་བུ་ལྷན་ལུ་གི་ཐབས་ལུ་ གཤམ་གསལ་གྱི་ལས་ལུགས་ཚུ་ གཞི་བརྒྱུགས་འབད་དེ་ཡོད།

༡. ལན་ཤོག་འཛོམས་སྤོང་སྡེ་ཚན་གྱིས་ གཤམ་གསལ་གྱི་ལས་སྐྱོ་གལ་ཅན་ ལག་གཉིས་འབད་དགོ་པ་ཨིན།

- ཚོས་རྒྱལ་ཁྲིམས་ལུ་བལས་སྤོང་ཡོད་པའི་ ལན་ཤོག་དང་ ཡིག་ཆ་གི་རིགས་ཚུ་ ཚང་མ་ཚང་བལྟ་སྟེ་ ཐོ་བཀོད་འབད་དེ་ བཞག་དགོ།
- དབུ་ཞིབ་གྱི་དོན་ལུ་ མ་གཏང་པའི་ཉེ་མ་ མི་ངོམ་གྱི་ལན་ཤོག་ཚུ་ ངོས་འཛོམས་འབད་མ་ཚུགས་པར་ གསར་བ་སྤྲོད་སྤྲོད་འབད་ བཞག་ཚུགས་པའི་ཐབས་ལུ། མི་ངོམ་ག་ར་གི་ ངོ་རྟོགས་ཨང་བཀོད་ཡོད་མི་ཚུ་ བརྟན་གསར་བཅུ་སྟེ་ ངོས་འཛོམས་འབད་མ་ཚུགས་ པར་ གསར་བ་སྤྲོད་སྤྲོད་འབད་ བཞག་ཚུགས་པའི་ཐབས་ལུ་ འཛོམས་ཚུ་བཀོད་པ་ཨིན། དེ་མཚན་ ལན་ཤོག་ཚུ་གོ་རིམ་ བསྐྱིགས་ཏེ་ བམ་ཚན་བཟོ་ཞིན་ན་ དབུ་ཞིབ་འབད་ནི་དོན་ལུ་ གྲ་སྐྱིག་འབད་དེ་ བཞག་པ་ཨིན།



གོང་གི་བྱ་རིམ་ཚུ་ དབྱེ་ཞིབ་ཀྱི་ལཱ་དངོས་གཞི་ འགོ་མ་བརྩམས་པའི་ ཉེན་མོ་གཉེས་ཀྱི་རྟེ་མ་ལས་ འགོ་བརྩམས་ནི་དང་། དེ་ལས་ ལན་ཤོག་ ཚུ་ཚོས་ཚན་སོ་སོའི་ དབྱེ་ཞིབ་གཙོ་འཛིན་ལུ་སྒྲིབ་དེ་ དབྱེ་ཞིབ་ཁང་མིག་ནང་འབག་པ་ཨིན།

༡. དབྱེ་ཞིབ་འབད་ཐངས།

- དབྱེ་ཞིབ་གཙོ་འཛིན་གྱིས་ ལན་ཤོག་ཚུ་ དབྱེ་ཞིབ་ཁང་མིག་ནང་ལུ་ འབག་པ་ཨིན།
- དབྱེ་ཞིབ་རོམ་འགོ་མ་བརྩམས་པའི་རྟེ་མ་ དཔེ་སྟོན་ལན་ཤོག་དང་ སྐྱགས་ཀྱི་ཚད་གཞི་ཚུ་གི་སྐོར་ལས་ གོ་སྐྱེར་མཐིལ་ཕྱིན་འབད་ དེ་ སྒྲིན་འགྲོའི་དབྱེ་ཞིབ་ཀྱི་ བྱ་རིམ་ཚུ་གི་སྐོར་ལས་ སྐྱེར་པ་མཐིལ་ཕྱིན་འབད་དགོ།
- དབྱེ་ཞིབ་འབད་ཚར་མི་ལན་ཤོག་ཚུ་ བདེན་དཔུང་པ་ལུ་སྒྲིབ་པ་ཨིན། བདེན་དཔུང་པ་གིས་ དི་བ་རེ་རེ་བཞེན་བུ་ སྐྱགས་ཚད་དང་ འཕྲིལ་ཏེ་ ཉར་ཉར་འབད་ བཀོད་རྒྱལ་གཞི་ བཟུམ་ཨིན། བདེན་དཔུང་འབད་ཞིན་མ་ལས་ འཛོལ་བ་རེ་མཐོང་པ་ཅིན་ དེ་ཚུ་དབྱེ་ ཞིབ་པ་དང་ མཉམ་འབྲེལ་ཐོག་ ཏུ་མཐུན་བཟོམ་ཨིན།
- དབྱེ་ཞིབ་པ་གཅིག་གིས་ དི་བ་གཉེས་ལས་བརྒྱལ་ དབྱེ་ཞིབ་འབད་མི་དགོ། དབྱེ་ཞིབ་འབད་ཚར་མི་ ལན་ཤོག་ཚུ་ ཀ་རྟེགས་ཀྱི་ གོ་རིམ་འབད་ བཞག་ཞིན་མ་ལས་ ལན་ཤོག་ཚུ་ སྐྱགས་ ཐོ་བཀོད་འབད་མི་ལུ་སྒྲིབ་ཞིན་ སྐྱགས་སྒྲོམ་བཏོན་ཏེ་ ཐོ་བཀོད་ ཞིན་མ་ལས་ ལན་ཤོག་ཚུ་ གོ་རིམ་བཞེན་བམ་ཚན་འབད་ བདེ་ཞིབ་བཟོ་སྟེ་ བཞག་དགོ།
- ཚོས་ཚན་འགོ་འདྲན་པ་དང་ དབྱེ་ཞིབ་གཙོ་འཛིན་གཉེས་ཀྱིས་ འཕྲལ་འཕྲལ་འབད་ར་ དབྱེ་ཞིབ་པ་ཚུ་དང་མཉམ་འབྲེལ་འབད་དེ་ ལན་ཤོག་ཚུ་དབྱེ་ཞིབ་ཚུ་ལ་མཐུན་ འགྲོ་མ་འགྲོ་བཟུ་སྟེ་ རྒྱབ་སྐྱོར་འབད་མ་ཨིན།
- དབྱེ་ཞིབ་འབད་ཚར་མི་ལན་ཤོག་ཚུ་ གནས་སྐབས་བཀོད་མི་གི་སྟེ་ཚན་ལུ་ ཕྱིས་སྒྲིབ་པ་ཨིན།

༢. གནས་སྐབས་ལུ་ འབྲུག་གི་སྒོལ་གྲུ་ཚོས་རྒྱགས་དང་ བརྟམ་ཞིབ་ཚོགས་སྟེ་གིས་ འགན་ཁུར་འབྲེལ་འབད་འབག་སྟེ་ སྐྱགས་ ཐོ་བཀོད་ཀྱི་བྱ་རིམ་ ལག་གཉེས་འབད་ གཞི་བརྩམས་འབད་ཡི།

- གནས་སྐབས་སྟེ་ཚན་དང་པ་གིས་ དི་བ་རེ་རེ་བཞེན་གྱི་སྐྱགས་ཚུ་ མཚུབ་གཞོན་འབད་མ་ཨིན། མཚུབ་གཞོན་འབད་ཚར་མི་སྐྱགས་ ཚུ་ གསར་ཐིག་འཕྲལ་ཆས་ལག་ལེན་འཐབ་སྟེ་ བཏོན་རྒྱལ་པའི་ཐབས་ལམ་ཡོད། དེ་མ་ཚད་ སྐྱགས་ཚུ་ཚུ་ལ་མཐུན་ཡོད་མེད་དང་ སྐྱགས་མ་ཕྱིར་པར་ལུ་མ་ག་ལུ་སྐྱེ་ དི་བ་རེ་རེ་བཞེན་ལུ་གཞིར་བཞག་གི་ཐོག་ལས་ དབྱེ་ཞིབ་འབད་ཚུགས།
- དི་བའི་དབྱེ་དཔུང་ འབད་ནི་གི་དོན་ལུ་ ཚོས་ཚན་འགོ་འདྲན་པ་ལུ་ དི་བ་རེ་རེ་བཞེན་གྱི་གདམ་ཁ་དང་ སྐྱགས་ཚུ་བཟུ་སྟེ་ བཀོད་ བརྟམ་པ་ཨིན།
- གནས་སྐབས་སྟེ་ཚན་གཉེས་པ་གིས་ མི་རིམ་རེ་རེ་བཞེན་གྱི་སྐྱགས་སྟོམ་ཚུ་ གྲོག་རིག་ནང་མཚུབ་གཞོན་འབད་མ་ཨིན།
- གནས་སྐབས་ སྟེ་ཚན་དང་པ་དང་གཉེས་པ་གིས་ མཚུབ་གཞོན་འབད་དེ་ཡོད་པའི་ མི་རིམ་རེ་རེ་བཞེན་གྱི་སྐྱགས་ཚུ་ མཐུན་སྐྱིལ་ འབད་དེ་ མཚུབ་གཞོན་འབད་དེ་ བརྟམ་པ་ཨིན།
- སྟེ་ཚན་དང་པ་དང་གཉེས་པ་གི་ སྐྱགས་གཉེས་རྟེན་མ་མཐུན་པ་ཅིན་ ལན་ཤོག་དང་སྐྱགས་ལོག་སྟེ་ར་བསྐྱར་ཞིབ་འབད་དགོ།

༣. ལན་ཤོག་པར་ལོག་རྒྱབ་ནི། མཚུབ་གཞོན་རྒྱབ་ཚར་བའི་འབྲལ་ལས་ ལན་ཤོག་ཚུ་པར་ལོག་རྒྱབ་སྟེ་ བཞག་པ་ཨིན། དེ་བཟུམ་ ཀྱི་མཐུན་རྐྱེན་ གཞི་བརྩམས་འབད་དགོ་མི་འདི་ཡང་ འབྲལ་ལས་ལན་ཤོག་བསྐྱར་ཞིབ་འབད་མ་ད་ ལག་ལེན་འཐབ་ནི་དོན་ ལུ་ཨིན། སྒོལ་སྐྱུག་གི་དོན་ལས་འཕང་དང་ ཚོས་ཚན་འཕང་ཚུ་ བརྟམ་པའི་བསྐྱར་ལས་ སྒོལ་སྐྱུག་གི་ལན་ཤོག་ཚུ་ག་ར་ གྲོག་ རིག་ནང་ལས་འཐོབ་རྒྱལ་པ་

༤. ལན་ཤོག་སྐྱམ་རྒྱབ་ནི། ལན་ཤོག་ཚུ་ པར་ལོག་རྒྱབ་ཚར་ཞིན་མ་ལས་ བྱངས་ལ་རྒྱབ་སྟེ་ སྐྱམ་རྒྱབ་ཞིན་ན་བདག་འཛིན་ འབད་དེ་ བཞག་པ་ཨིན།

སྤྱི་ལོ་ ༢༠༡༧ གྱི་ལན་ཤོག་དབུ་ཞིབ།

འབྲུག་འཐིང་རིམ་བར་མའི་ ཚོས་རྒྱགས་གྱི་དབུ་ཞིབ།

- དབུ་ཞིབ་གནས་སྐད། རྒྱ་ཁ་རྒྱུ་ལག་ སུན་ཚོགས་གྲིང་ རིན་ཚེན་སྤོངས་འབྲུལ་རིག་དང་ ཚན་རིག་མཐོ་རིམ་སློབ་གྲྭ།
- གནས་སྐད་གྱི་དུས་ཚོད། སྤྱི་ལོ་ ༢༠༡༧ གྱི་ཟླ་ ༡༢ པའི་ཚེས་ ༡༥ ལས་ སྤྱི་ལོ་ ༢༠༡༨ གྱི་ཟླ་ ༡ པའི་ཚེས་ ༤ ཚུན།
- སློབ་ཕྱག་ ཐོ་བཀོད་འབད་ཡོད་མི་ ཡོངས་སྡོམ་ ༡༩༡༠༥ |
- ཚོས་ཚན་ཡོངས་སྡོམ་ ༡༡ |
- དབུ་ཞིབ་པ་སློབ་དཔོན་ཡོངས་སྡོམ་ ༥༩༠ |
- ལྷན་འབྲེས་གསལ་བཏོན། སྤྱི་ལོ་ ༢༠༡༨ གྱི་ཟླ་ ༡ པའི་ ཚེས་ ༡༥ ལུ།

འབྲུག་འཐིང་རིམ་གོང་མའི་ ཚོས་རྒྱགས་གྱི་དབུ་ཞིབ།

- དབུ་ཞིབ་གནས་སྐད། རྒྱ་ཁ་རྒྱུ་ལག་ སུན་ཚོགས་གྲིང་ རིན་ཚེན་སྤོངས་འབྲུལ་རིག་དང་ ཚན་རིག་མཐོ་རིམ་སློབ་གྲྭ།
- གནས་སྐད་གྱི་དུས་ཚོད། སྤྱི་ལོ་ ༢༠༡༨ གྱི་ཟླ་ ༡ པའི་ཚེས་ ༤ ལས་ སྤྱི་ལོ་ ༢༠༡༨ གྱི་ཟླ་ ༡ པའི་ཚེས་ ༢༥ ཚུན།
- སློབ་ཕྱག་ ཐོ་བཀོད་འབད་ཡོད་མི་ ཡོངས་སྡོམ་ ༡༠༩༧༩ |
- ཚོས་ཚན་ཡོངས་སྡོམ་ ༡༧ |
- དབུ་ཞིབ་པ་ སློབ་དཔོན་ཡོངས་སྡོམ་ ༤༠༤ |
- ལྷན་འབྲེས་གསལ་བཏོན། སྤྱི་ལོ་ ༢༠༡༨ གྱི་ཟླ་ ༡ པའི་ ཚེས་ ༢༥ ལུ།

དབུ་ཞིབ་ལམ་ལུགས་ ཡར་དྲག་བཟོ་ནི་དོན་ལུ་ ཐབས་ལམ་གསལ་པ།

༡. སྐྱགས་ ཐོ་བཀོད་པ་ དང་པ་དང་ གཉེས་པ་འབད་ཡོད་མི་འདི། སྐྱགས་ཐོ་བཀོད་པ་ དང་པ་གིས་ སློག་རིག་ནང་ལུ་ ཅི་བ་རེ་རེ་བཞིན་གྱི་ སྐྱགས་བཀོད་ཡོད་མི་ ཡོངས་སྡོམ་གྱི་འཛོལ་བ་ཡོད་པ་ཅིན། སྐྱགས་ཐོ་བཀོད་པ་གཉེས་པ་གིས་ བདའ་བུ་ཚུ་མི་གི་དོན་ལུ། སྤྱི་ལོ་ ༢༠༡༧ གྱི་ དབུ་ཞིབ་གནས་སྐད་སྐབས་སུ་ གཞི་བརྟུགས་འབད་ཡོད་པ་ཨིན།
༢. རྐྱད་ཡིག་དང་ ལམ་སྲོལ་སློབ་སྦྱོང་གི་ དབུ་ཞིབ་སྡེ་ཚན་གྱི་ཁ་བྱུག་ལས་ མའི་ཀོང་སོམ་ཏེ་ ཞེག་སིལ་ཨེ་ཤེ་ཀེ་ཤུ་ ལག་ལེན་འབྲེལ་ཡོད་པ་ལས་ དེ་གིས་ སྐྱགས་ཡོངས་སྡོམ་གྱི་ འཛོལ་བ་མར་ཕབ་ འབད་ཚུགས་པའི་ཁར་ ལཱ་མཚུགས་དྲགས་དང་ རྒྱན་དག་ཏྲིག་ཏྲི་ འབད་ཚུགས་ཡོད་པ་ཨིན།

མའི་ཀོང་སོམ་ཏེ་ཞེག་སིལ་དང་ ཞེག་སེམི་ཏེ་ཏེ་བེམེ་གཉེས་ ལག་ལེན་འབྲེལ་ཐོག་ལས་ ཅི་བ་རེ་རེ་བཞིན་གྱི་སྐྱགས་དང་གནས་སུ་ཚུ་ སློག་རིག་ནང་ལུ་ ཚུགས་ཡོད་པ་ཨིན།

སློབ་རིམ་༡༠ པ་དང་༡༢ པའི་ ཡོངས་ལྷན་དབུ་ཞིབ་སྡེ་ཚན་གྱི་ཁ་བྱུག་ལས་ མའི་ཀོང་སོམ་ཏེ་ཞེག་སེམི་ཏེ་ཏེ་བེམེ་ ལག་ལེན་འབྲེལ་ཡོད་པ་ལས། དེ་གིས་ མི་རིམ་རེ་རེ་བཞིན་དུ་གི་ གནས་སུ་དང་ སྐྱགས་ཡོངས་སྡོམ་གྱི་འཛོལ་བ་ མར་ཕབ་འབད་ཚུགས་པའི་ཁར་ ལཱ་མཚུགས་ཏྲིང་ཏྲིང་ མཚུགས་དྲགས་ རྒྱན་དག་ཏྲིག་ཏྲི་ འབད་ཚུགས་ཡོད་པ་ཨིན།

CHAPTER 3: BHUTAN CERTIFICATE OF SECONDARY EDUCATION 2017 EXAMINATION

3.1 OVERALL INFORMATION

Candidates registered for the BCSE examination is categorized as follows:

- Regular (REG) Candidates appearing the examination with regular class attendance.
- Private (PVT) Candidates with PCNA (Pass Certificate Not Awarded) in the previous examination and appearing examination in the following year.
- Supplementary (SUP) Candidates with PCA (Pass Certificate Awarded) in the previous examination and appearing the examination again for improvement.

3.1.1 OVERALL PERFORMANCE WITH CONTINUOUS ASSESSMENT (CA)

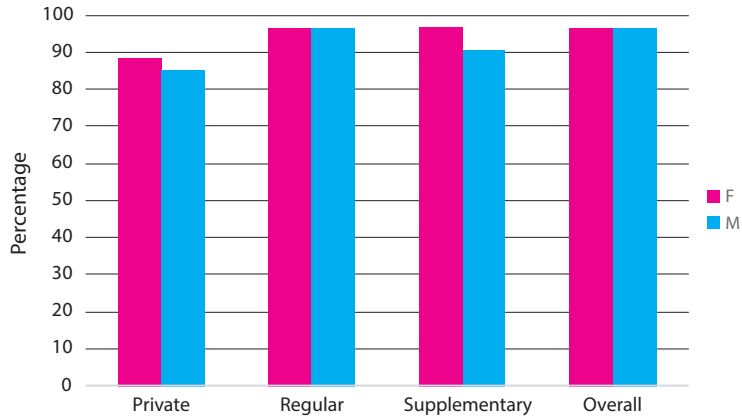
Out of 12,106 candidates registered for the BCSE examination, 11,973 candidates appeared the examination. The pass percentage of the appeared candidates is 96.23% with CA, an increase by 0.48% over 2016 pass percentage of 95.75%. Whereas the pass percentage of the appeared candidate would be 77.02% without CA.

3.1.2 PASS PERCENTAGE WITH CA

Table1 Overall performance with CA

CANDIDATE TYPE	REGISTERED			APPEARED			PASS		
	F	M	TOT	F	M	TOT	F	M	TOT
REGULAR	6104	5690	11794	6054	5625	11679	5828	5423	11251
PRIVATE	26	41	67	26	40	66	23	34	57
SUPPLEMENTARY	127	118	245	120	108	228	116	98	214
TOTAL	6257	5849	12106	6200	5773	11973	5967	5555	11522

Figure 1 Pass percentages with CA

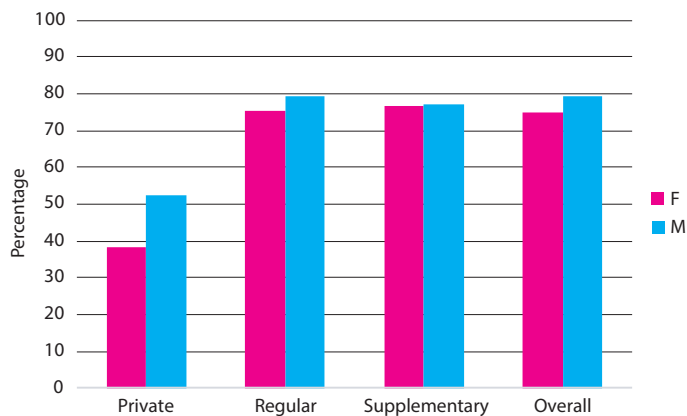


3.1.3 OVERALL PERFORMANCE WITHOUT CONTINUOUS ASSESSMENT (CA)

Table 2 Overall performance without CA

CANDIDATE TYPE	APPEARED			PASS		
	F	M	TOT	F	M	TOT
PRIVATE	26	40	66	4	12	16
REGULAR	6054	5625	11679	3756	3632	7388
SUPPLEMENTARY	120	108	228	68	60	128
TOTAL	6200	5773	11973	3828	3704	7532

Figure 2 Pass percentages without CA



Out of 11,973 candidates, 96.41% were male and 96.27% were female regular candidates, 85% male and 88.46% female private candidates and 90.74% male and 96.67% female supplementary candidates passed the examination.



Candidates' admission into higher secondary education in government schools is determined by the aggregate of English and four best scored subjects. The candidates must pass in Dzongkha as well. The entry cut off point is worked out on the availability of seats in government schools by Ministry of Education. The cut off point for qualifying to government schools was 60.2% with CA and without CA would have been 50.78%.

3.2 NATIONAL SUBJECT-WISE PERFORMANCE

The National mean for English is 57.93 which is an increase compared to 2016 (54.16). The National mean for Dzongkha and Mathematics have decreased (64.04 and 49.84) compared to 2016 (66.69 and 53.49) examination.

The Standard Deviation for above three subjects are 9.15, 9.82 and 14.91 respectively which is slightly greater than 2016.

Table 3 Subject-wise performances

SUBJECT	APPEARED			PASS			MEAN			SD		
	TOT	M	F	TOT	M	F	TOT	M	F	TOT	M	F
ENGLISH	11973	5773	6200	99.93	99.93	99.94	57.93	57.46	58.37	9.15	8.87	9.38
DZONGKHA	11937	5754	6183	99.72	99.48	99.95	64.06	62.78	65.26	9.82	10.34	9.15
ECONOMICS	3047	1293	1754	99.44	99.30	99.54	62.68	63.59	62.01	13.76	13.85	13.66
MATHS	11973	5773	6200	91.84	92.46	91.26	49.84	50.75	48.99	14.91	15.31	14.48
HINDI	32	17	15	53.13	58.82	46.67	44.16	42.94	45.53	21.31	16.97	25.94
KOREAN	2	1	1	100.00	100.00	100.00	86.00	83.00	89.00	4.24		
MALAYALAM	2	1	1	100.00	100.00	100.00	74.00	79.00	69.00	7.07		
HISTORY CIVICS & GEOGRAPHY	11973	5773	6200	98.52	98.77	98.29	56.44	57.39	55.56	11.87	11.56	12.08
SCIENCE	11973	5773	6200	93.85	93.80	93.90	50.14	50.86	49.46	13.66	13.92	13.37
COMPUTER APPLICATIONS	5144	2703	2441	99.96	100.00	99.92	77.21	76.91	77.53	10.02	10.01	10.02
HOUSE WIRING	41	23	18	100.00	100.00	100.00	83.54	84.52	82.28	9.87	8.98	11.03
FURNITURE	15	12	3	100.00	100.00	100.00	85.27	84.75	87.33	8.77	9.42	6.51
MECHANICAL	18	15	3	100.00	100.00	100.00	86.56	86.33	87.67	3.15	3.06	4.04
TAILORING	6	0	6	100.00		100.00	88.33		88.33	1.37		1.37
CARPENTRY	16	13	3	100.00	100.00	100.00	85.13	84.62	87.33	8.04	8.74	4.16
PLUMBING	2	2	0	100.00	100.00		72.00	72.00		9.90	9.90	
PAINTING	6	4	2	100.00	100.00	100.00	79.83	80.25	79.00	5.19	6.60	1.41
AGRICULTURE	1390	653	737	100.00	100.00	100.00	88.11	88.03	88.18	6.37	6.64	6.11
MASONRY	2	0	2	100.00		100.00	71.00		71.00	1.41		1.41
ENVIRONMENT SCIENCE	2286	1055	1231	99.65	99.72	99.59	64.30	65.55	63.23	13.81	13.30	14.16

3.3 NATIONAL PAPER-WISE PERFORMANCE (WITH CA AND WITHOUT CA)

BCSE candidates are assessed externally by BCSEA in written examination with 80% [English, Dzongkha, Economics, HCG and Science (old curriculum)], 100% (Mathematics, Environmental Science and Science New Curriculum) and 30% Computer Application Paper 1 and 50% Paper

2 weighting, and school based assessment as Continuous Assessment with 20% weighting.

Table 4 Subject-wise mean with CA and without CA (both calculated out of 100%)

PAPER	WITH CA	WITHOUT CA	MEAN DIFFERENCE
ENGLISH I	62.43	54.54	7.88
ENGLISH II	53.19	42.99	10.20
DZONGKHA I	63.50	55.81	7.69
DZONGKHA II	64.46	56.89	7.57
ECONOMICS	62.43	54.51	7.91
MATHS	49.77	38.71	11.06
HISTORY & CIVICS	52.50	42.17	10.33
GEOGRAPHY	60.10	51.75	8.35
PHYSICS	56.05	46.67	9.38
CHEMISTRY	48.43	37.18	11.25
BIOLOGY	45.73	33.81	11.92
COMPUTER APPLICATIONS	77.01	72.36	4.65
ENVIRONMENTAL SCIENCE	64.27	56.85	7.42

The mean with CA is very high compared to mean without CA across the subjects. The highest mean difference is 11.92 in Biology and the least is 3.50 in Korean.

3.4 NATIONAL SUBJECT WISE MARK RANGE

The mark range in vocational subjects are very high (81-100). This is mainly because the full marks are awarded by the school. Whereas, the mark range of rest of the subjects are concentrated in 0-50 range.

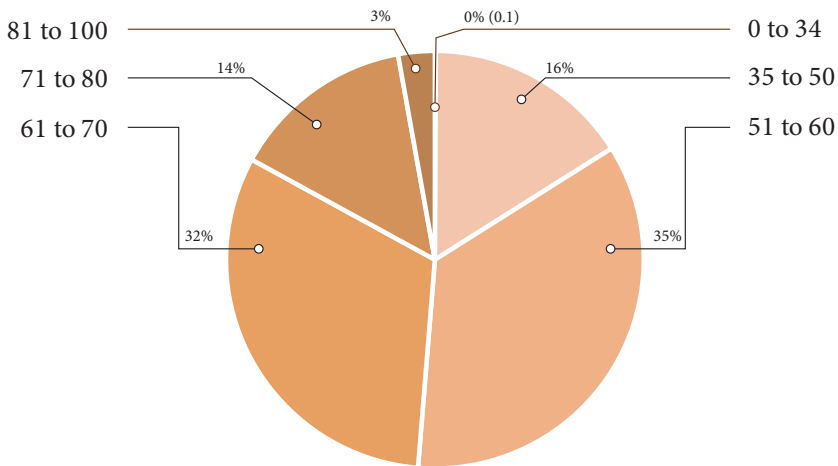
Table 5 Subject-wise mark range (in percentage)

SUBJECT	0-34	35-50	51-60	61-70	71-80	81-100
ENGLISH	0.07	22.17	39.55	28.46	9.05	0.71
DZONGKHA	0.28	8.72	25.23	39.45	22.51	3.81
ECONOMICS	0.56	20.35	24.25	24.55	18.84	11.45
MATHS	8.16	51.77	17.55	11.04	6.75	4.73
HISTORY CIVICS & GEOGRAPHY	1.48	30.88	30.65	24.25	10.68	2.05
SCIENCE	6.15	51.52	19.68	12.63	7.45	2.58
COMPUTER APPLICATIONS	0.04	1.15	4.65	18.12	35.07	40.98
HOUSE WIRING				14.63	24.39	60.98
FURNITURE			6.67		6.67	86.67
MECHANICAL						100.00
TAILORING						100.00
CARPENTRY					25.00	75.00
PLUMBING				50.00	50.00	



SUBJECT	0-34	35-50	51-60	61-70	71-80	81-100
PAINTING					66.67	33.33
AGRICULTURE		0.07		0.72	14.68	84.53
MASONRY				50.00	50.00	
ENVIRONMENT SCIENCE	0.35	17.98	22.05	25.50	20.56	13.56

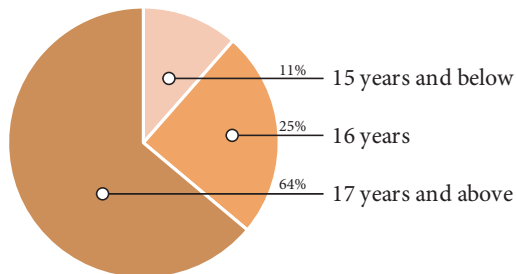
Figure 3 National mark range



3.5 NATIONAL AGE WISE PERFORMANCE ACROSS ALL SUBJECTS

Children start their formal education at the age of 6 years. At the age of 16 years, a candidate is expected to complete class X. However, there is a variance in age either due to enrollment at an early age or repetition of class level in some cases. Percentage of candidates that appeared in each age group are as follows:

Figure 4 Percentage of candidate types



Under age candidates performed far better in all the subjects. Over age candidates out performed the other two age groups only in Agriculture subject.

Figure 5 Overall age-wise performances

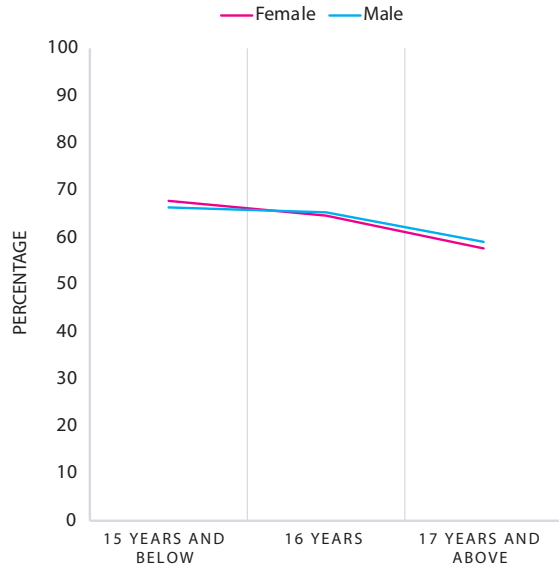
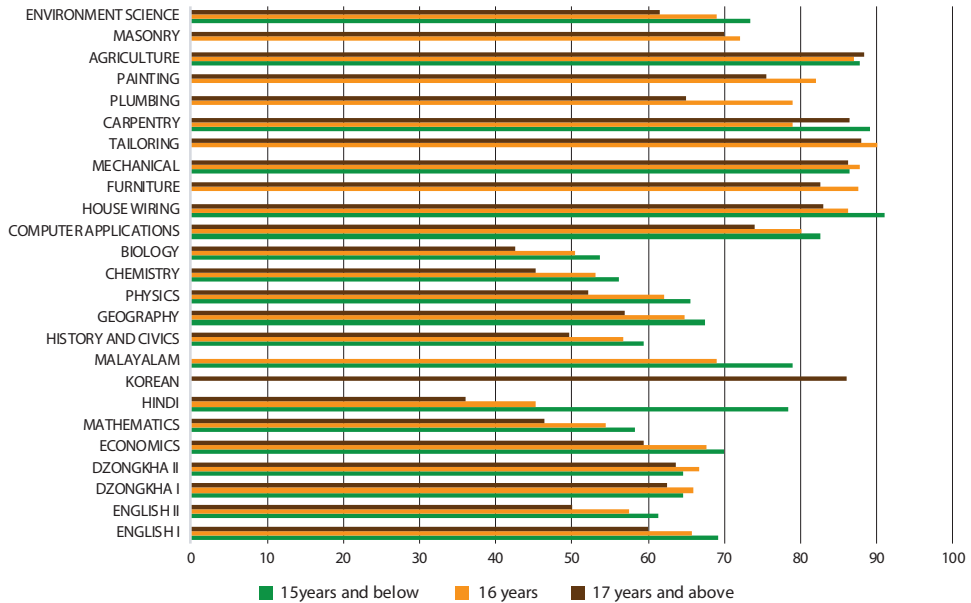


Figure 6 Age-wise performances in subjects





3.6 DZONGKHAG SCHOOL-WISE PERFORMANCE

For BCSE 2017 Examination, 117 schools were registered out of which 33 schools achieved cent percent pass result which is slightly more than BCSE 2016 (26 schools) Examination.

Table 6 School-wise performances

DZONGKHAG	SCHOOL	APPEARED			PASS			PASS PERCENTAGE		
		F	M	TOT	F	M	TOT	F	M	TOT
BUMTHANG	CHUMEY MIDDLE SECONDARY SCHOOL	36	21	57	36	21	57	100.00	100.00	100.00
	JAKAR HIGHER SECONDARY SCHOOL	71	52	123	68	52	120	95.77	100.00	97.56
	TANG CENTRAL SCHOOL	34	35	69	34	35	69	100.00	100.00	100.00
	URA CENTRAL SCHOOL	24	18	42	24	18	42	100.00	100.00	100.00
	DZONGKHAG SUMMARY	165	126	291	162	126	288	98.18	100.00	98.97
CHHUKHA	AREKHA MIDDLE SECONDARY SCHOOL	24	6	30	22	5	27	91.67	83.33	90.00
	CHAPCHA MIDDLE SECONDARY SCHOOL	37	34	71	37	34	71	100.00	100.00	100.00
	CHUKHA CENTRAL SCHOOL	94	88	182	87	81	168	92.55	92.05	92.31
	CHUMIGTHANG MIDDLE SECONDARY SCHOOL	45	36	81	43	33	76	95.56	91.67	93.83
	DARLA MIDDLE SECONDARY SCHOOL	39	45	84	39	44	83	100.00	97.78	98.81
	GEDU HIGHER SECONDARY SCHOOL	44	19	63	43	19	62	97.73	100.00	98.41
	KAMJI MIDDLE SECONDARY SCHOOL	72	72	144	67	69	136	93.06	95.83	94.44
	PAKSHIKHA CENTRAL SCHOOL	68	70	138	56	70	126	82.35	100.00	91.30
	WANGCHUK MIDDLE SECONDARY SCHOOL	36	28	64	33	26	59	91.67	92.86	92.19
	DZONGKHAG SUMMARY	459	398	857	427	381	808	93.03	95.73	94.28
DAGANA	DAGA HIGHER SECONDARY SCHOOL	52	35	87	52	35	87	100.00	100.00	100.00
	DAGAPELA MIDDLE SECONDARY SCHOOL	41	29	70	39	28	67	95.12	96.55	95.71
	DRUKJEGANG HIGHER SECONDARY SCHOOL	77	68	145	73	68	141	94.81	100.00	97.24
	GESARLING CENTRAL SCHOOL	61	65	126	61	63	124	100.00	96.92	98.41
	LHAMOYZINGKHA MIDDLE SECONDARY SCHOOL	20	30	50	20	30	50	100.00	100.00	100.00
		DZONGKHAG SUMMARY	251	227	478	245	224	469	97.61	98.68
GASA	BJISHONG CENTAL SCHOOL	30	43	73	28	43	71	93.33	100.00	97.26
		DZONGKHAG SUMMARY	30	43	73	28	43	71	93.33	100.00
GELEPHU THROMDE	GELEPHU HIGHER SECONDARY SCHOOL	108	134	242	102	124	226	94.44	92.54	93.39
	PELRITHANG MIDDLE SECONDARY SCHOOL	63	58	121	61	51	112	96.83	87.93	92.56
		THROMDE SUMMARY	171	192	363	163	175	338	95.32	91.15
HAA	CHUNGDU ARM FORCE PUBLIC SCHOOL	33	24	57	30	24	54	90.91	100.00	94.74
	GONGZIM UGYEN DORJI CENTRAL SCHOOL	101	80	181	97	79	176	96.04	98.75	97.24
		DZONGKHAG SUMMARY	134	104	238	127	103	230	94.78	99.04
LHUNTSE	AUTSHO CENTRAL SCHOOL	25	33	58	22	30	52	88.00	90.91	89.66
	LHUENTSE HIGHER SECONDARY SCHOOL	18	17	35	17	16	33	94.44	94.12	94.29
	MINJEY MIDDLE SECONDARY SCHOOL	13	28	41	13	28	41	100.00	100.00	100.00
	TANGMACHU CENTRAL SCHOOL	69	82	151	65	75	140	94.20	91.46	92.72
		DZONGKHAG SUMMARY	125	160	285	117	149	266	93.60	93.13
MONGAR	CHASKHAR CENTRAL SCHOOL	19	21	40	19	21	40	100.00	100.00	100.00
	DRAMETSE CENTRAL SCHOOL	30	36	66	29	36	65	96.67	100.00	98.48
	GYELPOZHING CENTRAL SCHOOL	103	101	204	98	92	190	95.15	91.09	93.14
	KIDHEYKHAR MIDDLE SECONDARY SCHOOL	29	17	46	28	17	45	96.55	100.00	97.83

DZONGKHAG	SCHOOL	APPEARED			PASS			PASS PERCENTAGE		
		F	M	TOT	F	M	TOT	F	M	TOT
	MONGAR HIGHER SECONDARY SCHOOL	64	79	143	64	79	143	100.00	100.00	100.00
	YADI HIGHER SECONDARY SCHOOL	43	63	106	43	63	106	100.00	100.00	100.00
	DZONGKHAG SUMMARY	288	317	605	281	308	589	97.57	97.16	97.36
PARO	BITEKHA MIDDLE SECONDARY SCHOOL	39	27	66	39	27	66	100.00	100.00	100.00
	DRUKGYEL CENTRAL SCHOOL	103	88	191	97	85	182	94.17	96.59	95.29
	KHANGKHU MIDDLE SECONDARY SCHOOL	46	31	77	46	31	77	100.00	100.00	100.00
	LANGO MIDDLE SECONDARY SCHOOL	37	30	67	33	27	60	89.19	90.00	89.55
	SHABA MIDDLE SECONDARY SCHOOL	76	40	116	76	39	115	100.00	97.50	99.14
	SHARI HIGHER SECONDARY SCHOOL	41	30	71	41	30	71	100.00	100.00	100.00
	UTPAL HIGHER SECONDARY SCHOOL	10	20	30	8	20	28	80.00	100.00	93.33
	WANAKHA CENTRAL SCHOOL	18	9	27	18	9	27	100.00	100.00	100.00
	DZONGKHAG SUMMARY	370	275	645	358	268	626	96.76	97.45	97.05
PEMAGATSHEL	NANGKOR CENTRAL SCHOOL	27	23	50	27	23	50	100.00	100.00	100.00
	NGANGLAM HIGHER SECONDARY SCHOOL	79	80	159	79	79	158	100.00	98.75	99.37
	PEMA GATSHEL MIDDLE SECONDARY SCHOOL	50	48	98	48	48	96	96.00	100.00	97.96
	YELCHEN CENTRAL SCHOOL	24	32	56	24	31	55	100.00	96.88	98.21
	YURUNG CENTRAL SCHOOL	55	64	119	55	62	117	100.00	96.88	98.32
	DZONGKHAG SUMMARY	235	247	482	233	243	476	99.15	98.38	98.76
PHUNTSHOLING THROMDE	PHUENTSHOLING HIGHER SECONDARY SCHOOL	65	63	128	62	58	120	95.38	92.06	93.75
	PHUENTSHOLING MIDDLE SECONDARY SCHOOL	50	48	98	49	45	94	98.00	93.75	95.92
	SONAMGANG MIDDLE SECONDARY SCHOOL	60	68	128	57	56	113	95.00	82.35	88.28
	THROMDE SUMMARY	175	179	354	168	159	327	96.00	88.83	92.37
PUNAKHA	DASHIDING HIGHER SECONDARY SCHOOL	38	42	80	37	42	79	97.37	100.00	98.75
	DECHENTSEMO CENTRAL SCHOOL	55	27	82	54	26	80	98.18	96.30	97.56
	KABESA MIDDLE SEONDARY SCHOOL	28	16	44	28	16	44	100.00	100.00	100.00
	KHURUTHANG MIDDLE SECONDARY SCHOOL	26	25	51	25	24	49	96.15	96.00	96.08
	PUNAKHA CENTRAL SCHOOL	24	28	52	23	28	51	95.83	100.00	98.08
	TASHIDINGKHA MIDDLE SECONDARY SCHOOL	72	57	129	72	56	128	100.00	98.25	99.22
	UGYEN ACADEMY HIGHER SECONDARY SCHOOL	48	63	111	48	63	111	100.00	100.00	100.00
	DZONGKHAG SUMMARY	291	258	549	287	255	542	98.63	98.84	98.72
SAMDRUP JONGKHAR	GARPAWONG MIDDLE SECONDARY SCHOOL	30	32	62	29	32	61	96.67	100.00	98.39
	GOMDAR CENTRAL SCHOOL	43	47	90	43	46	89	100.00	97.87	98.89
	JOMOTSHANGKHA MIDDLE SECONDARY SCHOOL	13	12	25	13	12	25	100.00	100.00	100.00
	KARMALING HIGHER SECONDARY SCHOOL	30	22	52	30	22	52	100.00	100.00	100.00
	MARTSHALLA MIDDLE SECONDARY SCHOOL	39	36	75	38	34	72	97.44	94.44	96.00
	MINJIWOONG CENTRAL SCHOOL	58	58	116	54	55	109	93.10	94.83	93.97
	ORONG HIGHER SECONDARY SCHOOL	51	43	94	41	38	79	80.39	88.37	84.04



Pupil Performance Report **2018**

DZONGKHAG	SCHOOL	APPEARED			PASS			PASS PERCENTAGE		
		F	M	TOT	F	M	TOT	F	M	TOT
	PHUNTSHOTANG MIDDLE SECONDARY SCHOOL	39	35	74	37	35	72	94.87	100.00	97.30
	DZONGKHAG SUMMARY	303	285	588	285	274	559	94.06	96.14	95.07
SAMDRUP JONGKHAR THROMDE	SAMDRUP JONGKHAR MIDDLE SECONDARY SCHOOL	46	22	68	46	22	68	100.00	100.00	100.00
	THROMDE SUMMARY	46	22	68	46	22	68	100.00	100.00	100.00
SAMTSE	DOROKHA CENTRAL SCHOOL	103	86	189	90	82	172	87.38	95.35	91.01
	GOMTU MIDDLE SECONDARY SCHOOL	65	55	120	64	54	118	98.46	98.18	98.33
	PELJORLING HIGHER SECONDARY SCHOOL	113	82	195	108	80	188	95.58	97.56	96.41
	SAMTSE HIGHER SECONDARY SCHOOL	87	107	194	82	99	181	94.25	92.52	93.30
	TENDRUK CENTRAL SCHOOL	100	107	207	97	106	203	97.00	99.07	98.07
	YOESLTSE MIDDLE SECONDARY SCHOOL	50	58	108	47	51	98	94.00	87.93	90.74
	DZONGKHAG SUMMARY	518	495	1013	488	472	960	94.21	95.35	94.77
SARPANG	NORBULING CENTRAL SCHOOL	137	102	239	123	96	219	89.78	94.12	91.63
	SARPANG CENTRAL SCHOOL	126	101	227	121	99	220	96.03	98.02	96.92
	DZONGKHAG SUMMARY	263	203	466	244	195	439	92.78	96.06	94.21
THIM-THROM	BABESA MIDDLE SECONDARY SCHOOL	82	55	137	82	54	136	100.00	98.18	99.27
	CHANGANGKHA MIDDLE SECONDARY SCHOOL	53	44	97	53	41	94	100.00	93.18	96.91
	DECHHENCHOELING HIGHER SECONDARY SCHOOL	81	84	165	75	76	151	92.59	90.48	91.52
	DR.TOBYEL SCHOOL	17	9	26	17	9	26	100.00	100.00	100.00
	DRUK SCHOOL	9	17	26	9	17	26	100.00	100.00	100.00
	ELC HIGH SCHOOL	2	12	14	2	12	14	100.00	100.00	100.00
	LOSELING MIDDLE SECONDARY SCHOOL	72	64	136	71	63	134	98.61	98.44	98.53
	LUNGTENZAMPA MIDDLE SECONDARY SCHOOL	184	199	383	180	190	370	97.83	95.48	96.61
	MOTITHANG HIGHER SECONDARY SCHOOL	118	112	230	115	104	219	97.46	92.86	95.22
	PELKHIL SCHOOL	11	20	31	10	19	29	90.91	95.00	93.55
	YANGCHENPHUG HIGHER SECONDARY SCHOOL	142	95	237	140	91	231	98.59	95.79	97.47
	ZHILUKHA MIDDLE SECONDARY SCHOOL	57	34	91	55	34	89	96.49	100.00	97.80
	THROMDE SUMMARY	828	745	1573	809	710	1519	97.71	95.30	96.57
THIMPHU	KHASADRAPCHU MIDDLE SECONDARY SCHOOL	33	39	72	33	36	69	100.00	92.31	95.83
	KUZUCHEN MIDDLE SECONDARY SCHOOL	15	13	28	15	13	28	100.00	100.00	100.00
	WANGBAMA CENTRAL SCHOOL	69	74	143	66	71	137	95.65	95.95	95.80
	DZONGKHAG SUMMARY	117	126	243	114	120	234	97.44	95.24	96.30
TRASHIGANG	BARTSHAM CENTRAL SCHOOL	31	35	66	31	35	66	100.00	100.00	100.00
	DUNGTSE CENTRAL SCHOOL	50	52	102	50	52	102	100.00	100.00	100.00
	GONGTHUNG MIDDLE SECONDARY SCHOOL	28	29	57	28	29	57	100.00	100.00	100.00
	JAMPELING HIGHER SECONDARY SCHOOL	35	39	74	35	37	72	100.00	94.87	97.30
	JIGME SHERUBLING CENTRAL SCHOOL	72	56	128	69	56	125	95.83	100.00	97.66
	RADHI MIDDLE SECONDARY SCHOOL	11	11	22	11	11	22	100.00	100.00	100.00
	RANGJUNG CENTRAL SCHOOL	69	64	133	69	62	131	100.00	96.88	98.50
	THRIMSHING CENTRAL SCHOOL	54	50	104	53	50	103	98.15	100.00	99.04

DZONGKHAG	SCHOOL	APPEARED			PASS			PASS PERCENTAGE		
		F	M	TOT	F	M	TOT	F	M	TOT
	TRASHIGANG MIDDLE SECONDARY SCHOOL	15	17	32	15	17	32	100.00	100.00	100.00
	TRASHITSE HIGHER SECONDARY SCHOOL	45	57	102	45	57	102	100.00	100.00	100.00
	UDZORONG CENTRAL SCHOOL	38	24	62	34	22	56	89.47	91.67	90.32
	DZONGKHAG SUMMARY	448	434	882	440	428	868	98.21	98.62	98.41
TRASHIYANGTSE	BAYLING CENTRAL SCHOOL	64	47	111	55	45	100	85.94	95.74	90.09
	KUNZANGLING CENTRAL SCHOOL	30	37	67	29	37	66	96.67	100.00	98.51
	RAMJAR MIDDLE SEONDARY SCHOOL	31	42	73	30	42	72	96.77	100.00	98.63
	TSENKARLA CENTRAL SCHOOL	72	55	127	67	54	121	93.06	98.18	95.28
	DZONGKHAG SUMMARY	197	181	378	181	178	359	91.88	98.34	94.97
TRONGSA	SAMCHOLING MIDDLE SECONDARY SCHOOL	23	29	52	23	28	51	100.00	96.55	98.08
	SHERUBLING CENTRAL SCHOOL	52	39	91	50	38	88	96.15	97.44	96.70
	TAKTSE CENTRAL SCHOOL	34	30	64	32	30	62	94.12	100.00	96.88
	TSHANGKHA CENTRAL CHOOH	42	32	74	41	32	73	97.62	100.00	98.65
	DZONGKHAG SUMMARY	151	130	281	146	128	274	96.69	98.46	97.51
TSIRANG	DAMPHU CENTRAL SCHOOL	116	130	246	110	125	235	94.83	96.15	95.53
	MENDREGANG CENTRAL SCHOOL	91	82	173	89	82	171	97.80	100.00	98.84
	DZONGKHAG SUMMARY	207	212	419	199	207	406	96.14	97.64	96.90
WANGDUE PHODRANG	BAJOTHANG HIGHER SECONDARY SCHOOL	93	83	176	88	69	157	94.62	83.13	89.20
	GASELO CENTRAL SCHOOL	26	53	79	26	52	78	100.00	98.11	98.73
	PHOBJIKHA CENTRAL SCHOOL	29	29	58	29	29	58	100.00	100.00	100.00
	SAMTENGANG CENTRAL SCHOOL	85	69	154	83	67	150	97.65	97.10	97.40
	DZONGKHAG SUMMARY	233	234	467	226	217	443	97.00	92.74	94.86
ZHEMGANG	BULI CENTRAL SCHOOL	40	41	81	40	41	81	100.00	100.00	100.00
	SONAMTHANG CENTRAL SCHOOL	62	61	123	62	53	115	100.00	86.89	93.50
	YEBILAP TSA MIDDLE SECONDARY SCHOOL	60	55	115	58	53	111	96.67	96.36	96.52
	ZHEMGANG CENTRAL SCHOOL	33	23	56	33	23	56	100.00	100.00	100.00
	DZONGKHAG SUMMARY	195	180	375	193	170	363	98.97	94.44	96.80
OVERALL		6200	5773	11973	5967	5555	11522	96.24	96.22	96.23

3.7 DZONGKHAG SCHOOL-WISE PERFORMANCE IN SUBJECTS

ENGLISH I

DZONGKHAG	SCHOOL	APPEARED			PASS			FEMALE		MALE		TOTAL	
		F	M	TOT	F	M	TOT	MEAN	SD	MEAN	SD	MEAN	SD
BUMTHANG	CHUMEY MIDDLE SECONDARY SCHOOL	36	21	57	36	21	57	59.86	6.31	61.88	4.29	60.61	5.70
	JAKAR HIGHER SECONDARY SCHOOL	71	52	123	71	52	123	62.18	7.48	61.46	7.71	61.88	7.56
	TANG CENTRAL SCHOOL	34	35	69	34	35	69	63.00	7.36	62.03	7.16	62.51	7.22
	URA CENTRAL SCHOOL	24	18	42	24	18	42	62.17	6.97	62.22	5.91	62.19	6.46
	DZONGKHAG SUMMARY	165	126	291	165	126	291	61.84	7.16	61.80	6.78	61.82	6.99
CHHUKHA	AREKHA MIDDLE SECONDARY SCHOOL	24	6	30	24	6	30	66.31	6.75	61.00	11.78	65.25	8.04



Pupil Performance Report **2018**

DZONGKHAG	SCHOOL	APPEARED			PASS			FEMALE		MALE		TOTAL	
		F	M	TOT	F	M	TOT	MEAN	SD	MEAN	SD	MEAN	SD
	CHAPCHA MIDDLE SECONDARY SCHOOL	37	34	71	37	34	71	63.28	8.11	67.25	8.92	65.18	8.68
	CHUKHA CENTRAL SCHOOL	94	88	182	94	88	182	60.25	9.37	59.10	9.26	59.69	9.31
	CHUMIGTHANG MIDDLE SECONDARY SCHOOL	45	36	81	45	36	81	63.14	7.85	62.58	8.22	62.90	7.97
	DARLA MIDDLE SECONDARY SCHOOL	39	45	84	39	45	84	66.73	6.65	63.97	7.27	65.25	7.09
	GEDU HIGHER SECONDARY SCHOOL	44	19	63	44	19	63	59.47	8.57	60.11	9.71	59.66	8.85
	KAMJI MIDDLE SECONDARY SCHOOL	72	72	144	72	72	144	57.19	6.24	58.36	7.40	57.78	6.84
	PAKSHIKHA CENTRAL SCHOOL	68	70	138	68	70	138	57.11	7.57	58.80	6.59	57.97	7.11
	WANGCHUK MIDDLE SECONDARY SCHOOL	36	28	64	36	28	64	63.65	8.65	61.34	6.77	62.64	7.91
	DZONGKHAG SUMMARY	459	398	857	459	398	857	60.89	8.51	60.71	8.44	60.81	8.47
DAGANA	DAGA HIGHER SECONDARY SCHOOL	52	35	87	52	35	87	63.44	7.48	62.31	6.30	62.99	7.01
	DAGAPELA MIDDLE SECONDARY SCHOOL	41	29	70	41	29	70	66.63	8.41	61.83	8.85	64.64	8.86
	DRUKJEGANG HIGHER SECONDARY SCHOOL	77	68	145	77	68	145	60.62	8.57	60.78	6.95	60.70	7.83
	GESARLING CENTRAL SCHOOL	61	65	126	61	65	126	60.61	6.96	63.11	8.65	61.90	7.95
	LHAMOYZINGKHA MIDDLE SECONDARY SCHOOL	20	30	50	20	30	50	60.63	6.67	62.48	6.56	61.74	6.60
	DZONGKHAG SUMMARY	251	227	478	251	227	478	62.19	8.08	62.04	7.59	62.12	7.84
GASA	BJSHONG CENTRAL SCHOOL	30	43	73	30	43	73	60.33	5.50	63.12	7.85	61.97	7.07
	DZONGKHAG SUMMARY	30	43	73	30	43	73	60.33	5.50	63.12	7.85	61.97	7.07
GELEPHU THROMDE	GELEPHU HIGHER SECONDARY SCHOOL	108	134	242	108	134	242	64.92	8.26	64.09	7.57	64.46	7.88
	PELRITHANG MIDDLE SECONDARY SCHOOL	63	58	121	63	58	121	62.83	7.60	62.49	9.31	62.67	8.43
	THROMDE SUMMARY	171	192	363	171	192	363	64.15	8.06	63.60	8.14	63.86	8.10
HAA	CHUNGDU ARM FORCE PUBLIC SCHOOL	33	24	57	33	24	57	60.48	6.65	60.88	8.32	60.65	7.33
	GONGZIM UGYEN DORJI CENTRAL SCHOOL	101	80	181	101	80	181	63.94	7.84	62.01	6.77	63.08	7.43
	DZONGKHAG SUMMARY	134	104	238	134	104	238	63.09	7.68	61.75	7.13	62.50	7.46
LHUNTSE	AUTSHO CENTRAL SCHOOL	25	33	58	25	33	58	58.50	6.33	60.79	7.56	59.80	7.09
	LHUENTSE HIGHER SECONDARY SCHOOL	18	17	35	18	17	35	62.39	8.43	63.03	9.84	62.70	9.01
	MINJEY MIDDLE SECONDARY SCHOOL	13	28	41	13	28	41	62.88	4.63	64.55	7.63	64.02	6.81
	TANGMACHU CENTRAL SCHOOL	69	82	151	69	82	151	59.61	6.57	60.89	6.78	60.30	6.69
	DZONGKHAG SUMMARY	125	160	285	125	160	285	60.13	6.74	61.74	7.53	61.03	7.23
MONGAR	CHASKHAR CENTRAL SCHOOL	19	21	40	19	21	40	55.55	5.86	59.69	7.52	57.73	7.02
	DRAMETSE CENTRAL SCHOOL	30	36	66	30	36	66	64.05	6.59	63.60	5.16	63.80	5.81
	GYELPOZHING CENTRAL SCHOOL	103	101	204	103	101	204	60.83	8.74	58.18	6.90	59.52	7.98
	KIDHEYKHAR MIDDLE SECONDARY SCHOOL	29	17	46	29	17	46	60.79	8.14	63.85	7.87	61.92	8.09
	MONGAR HIGHER SECONDARY SCHOOL	64	79	143	64	79	143	65.28	7.18	64.58	8.12	64.89	7.69
	YADI HIGHER SECONDARY SCHOOL	43	63	106	43	63	106	61.22	7.98	64.78	7.68	63.33	7.96
	DZONGKHAG SUMMARY	288	317	605	288	317	605	61.86	8.19	62.11	7.82	61.99	8.00
PARO	BITEKHA MIDDLE SECONDARY SCHOOL	39	27	66	39	27	66	59.71	8.08	60.78	8.23	60.14	8.10
	DRUKGYEL CENTRAL SCHOOL	103	88	191	103	88	191	65.43	8.96	63.65	8.42	64.61	8.74

DZONGKHAG	SCHOOL	APPEARED			PASS			FEMALE		MALE		TOTAL	
		F	M	TOT	F	M	TOT	MEAN	SD	MEAN	SD	MEAN	SD
	KHANGKHU MIDDLE SECONDARY SCHOOL	46	31	77	46	31	77	71.77	8.27	66.58	8.14	69.68	8.55
	LANGO MIDDLE SECONDARY SCHOOL	37	30	67	37	30	67	62.43	9.54	60.13	8.01	61.40	8.90
	SHABA MIDDLE SECONDARY SCHOOL	76	40	116	76	40	116	65.55	7.23	64.05	7.18	65.03	7.22
	SHARI HIGHER SECONDARY SCHOOL	41	30	71	41	30	71	66.40	8.01	64.17	7.31	65.46	7.75
	UTPAL HIGHER SECONDARY SCHOOL	10	20	30	10	20	30	53.25	7.19	59.93	7.12	57.70	7.71
	WANAKHA CENTRAL SCHOOL	18	9	27	18	9	27	55.39	3.77	60.11	5.88	56.96	5.01
	DZONGKHAG SUMMARY	370	275	645	370	275	645	64.63	9.13	63.04	8.05	63.95	8.72
PEMAGATSHEL	NANGKOR CENTRAL SCHOOL	27	23	50	27	23	50	63.13	8.22	64.13	6.27	63.59	7.33
	NGANGLAM HIGHER SECONDARY SCHOOL	79	80	159	79	80	159	60.10	6.44	59.89	6.97	60.00	6.69
	PEMA GATSHEL MIDDLE SECONDARY SCHOOL	50	48	98	50	48	98	61.48	7.83	61.33	8.74	61.41	8.25
	YELCHEN CENTRAL SCHOOL	24	32	56	24	32	56	65.60	5.61	64.50	7.92	64.97	6.99
	YURUNG CENTRAL SCHOOL	55	64	119	55	64	119	57.52	6.75	58.86	7.53	58.24	7.18
	DZONGKHAG SUMMARY	235	247	482	235	247	482	60.70	7.32	60.90	7.76	60.80	7.54
PHUNTSHOLING THROMDE	PHUENTSHOLING HIGHER SECONDARY SCHOOL	65	63	128	65	63	128	63.58	7.45	60.25	8.61	61.94	8.18
	PHUENTSHOLING MIDDLE SECONDARY SCHOOL	50	48	98	50	48	98	67.95	8.01	63.31	7.41	65.68	8.03
	SONAMGANG MIDDLE SECONDARY SCHOOL	60	68	128	59	68	127	64.03	9.34	60.40	8.92	62.10	9.26
	THROMDE SUMMARY	175	179	354	174	179	353	64.98	8.46	61.13	8.49	63.03	8.68
PUNAKHA	DASHIDING HIGHER SECONDARY SCHOOL	38	42	80	38	42	80	65.00	6.65	66.36	7.91	65.71	7.33
	DECHENTSEMO CENTRAL SCHOOL	55	27	82	55	27	82	59.11	7.55	58.96	7.29	59.06	7.42
	KABESA MIDDLE SEONDRARY SCHOOL	28	16	44	28	16	44	65.77	10.69	62.06	10.70	64.42	10.72
	KHURUTHANG MIDDLE SECONDARY SCHOOL	26	25	51	26	25	51	59.42	6.91	54.90	7.83	57.21	7.65
	PUNAKHA CENTRAL SCHOOL	24	28	52	24	28	52	66.50	8.63	63.64	8.65	64.96	8.67
	TASHIDINGKHA MIDDLE SECONDARY SCHOOL	72	57	129	72	57	129	62.08	6.96	59.77	6.23	61.06	6.72
	UGYEN ACADEMY HIGHER SECONDARY SCHOOL	48	63	111	48	63	111	72.31	6.68	70.98	6.45	71.56	6.56
	DZONGKHAG SUMMARY	291	258	549	291	258	549	64.07	8.70	63.59	9.04	63.84	8.86
SAMDRUP JONGKHAR	GARPAWONG MIDDLE SECONDARY SCHOOL	30	32	62	30	32	62	65.22	9.26	62.75	7.14	63.94	8.26
	GOMDAR CENTRAL SCHOOL	43	47	90	43	47	90	59.77	6.88	61.23	7.53	60.53	7.22
	JOMOTSHANGKHA MIDDLE SECONDARY SCHOOL	13	12	25	13	12	25	61.50	6.45	61.00	6.62	61.26	6.40
	KARMALING HIGHER SECONDARY SCHOOL	30	22	52	30	22	52	61.22	9.58	59.91	8.34	60.66	9.02
	MARTSHALLA MIDDLE SECONDARY SCHOOL	39	36	75	39	36	75	63.03	9.60	58.67	7.01	60.93	8.68
	MINJIWOONG CENTRAL SCHOOL	58	58	116	58	58	116	58.11	6.33	62.17	7.44	60.14	7.17
	ORONG HIGHER SECONDARY SCHOOL	51	43	94	51	43	94	57.45	9.41	56.70	9.27	57.11	9.30
	PHUNTSHOTHANG MIDDLE SECONDARY SCHOOL	39	35	74	39	35	74	60.51	7.50	63.49	7.44	61.92	7.57
	DZONGKHAG SUMMARY	303	285	588	303	285	588	60.33	8.49	60.75	7.94	60.54	8.22
SAMDRUP JONGKHAR THROMDE	SAMDRUP JONGKHAR MIDDLE SECONDARY SCHOOL	46	22	68	46	22	68	66.93	7.47	61.55	6.91	65.19	7.68
	THROMDE SUMMARY	46	22	68	46	22	68	66.93	7.47	61.55	6.91	65.19	7.68
SAMTSE	DOROKHA CENTRAL SCHOOL	103	86	189	103	86	189	59.06	7.72	61.29	7.62	60.08	7.73



Pupil Performance Report 2018

DZONGKHAG	SCHOOL	APPEARED			PASS			FEMALE		MALE		TOTAL		
		F	M	TOT	F	M	TOT	MEAN	SD	MEAN	SD	MEAN	SD	
SARPANG	GOMTU MIDDLE SECONDARY SCHOOL	65	55	120	65	55	120	62.71	7.69	61.65	6.99	62.22	7.37	
	PELJORLING HIGHER SECONDARY SCHOOL	113	82	195	113	82	195	61.06	7.71	60.21	8.10	60.70	7.86	
	SAMTSE HIGHER SECONDARY SCHOOL	87	107	194	87	107	194	64.10	9.22	62.57	10.89	63.26	10.18	
	TENDRUK CENTRAL SCHOOL	100	107	207	100	107	207	63.00	7.29	61.71	7.39	62.33	7.36	
	YOESLTSE MIDDLE SECONDARY SCHOOL	50	58	108	50	58	108	57.16	7.63	54.23	7.63	55.59	7.74	
	DZONGKHAG SUMMARY	518	495	1013	518	495	1013	61.38	8.16	60.69	8.72	61.04	8.44	
	NORBULING CENTRAL SCHOOL	137	102	239	137	102	239	62.14	8.16	62.86	7.57	62.45	7.91	
	SARPANG CENTRAL SCHOOL	126	101	227	126	101	227	62.29	7.57	61.02	6.59	61.72	7.16	
	DZONGKHAG SUMMARY	263	203	466	263	203	466	62.21	7.87	61.94	7.14	62.09	7.55	
	THIM-THROM	BABESA MIDDLE SECONDARY SCHOOL	82	55	137	82	55	137	59.72	7.40	58.56	7.99	59.26	7.64
CHANGANGKHA MIDDLE SECONDARY SCHOOL		53	44	97	53	44	97	73.75	8.20	71.60	9.82	72.77	8.99	
DECHHENCHOELING HIGHER SECONDARY SCHOOL		81	84	165	81	84	165	63.76	9.10	60.55	8.02	62.12	8.69	
DR.TOBYEL SCHOOL		17	9	26	17	9	26	71.71	7.92	69.33	7.82	70.88	7.81	
DRUK SCHOOL		9	17	26	9	17	26	72.67	10.74	67.53	8.15	69.31	9.25	
ELC HIGH SCHOOL		2	12	14	2	12	14	66.25	5.30	64.63	8.08	64.86	7.60	
LOSELING MIDDLE SECONDARY SCHOOL		72	64	136	72	64	136	67.02	7.98	64.00	8.16	65.60	8.18	
LUNGTENZAMPA MIDDLE SECONDARY SCHOOL		184	199	383	184	199	383	68.98	8.51	64.76	8.24	66.79	8.62	
MOTITHANG HIGHER SECONDARY SCHOOL		118	112	230	118	112	230	65.33	8.18	61.62	8.19	63.52	8.37	
PELKHIL SCHOOL		11	20	31	11	20	31	60.14	9.54	64.68	7.60	63.06	8.47	
THIMPHU	YANGCHENPHUG HIGHER SECONDARY SCHOOL	142	95	237	142	95	237	69.55	7.93	66.96	8.54	68.51	8.26	
	ZHILUKHA MIDDLE SECONDARY SCHOOL	57	34	91	57	34	91	65.23	9.31	66.72	9.19	65.79	9.24	
	THROMDE SUMMARY	828	745	1573	828	745	1573	66.98	9.05	64.18	8.87	65.65	9.07	
	KHASADRACHU MIDDLE SECONDARY SCHOOL	33	39	72	33	39	72	64.52	6.86	61.95	8.02	63.13	7.57	
	KUZUCHEN MIDDLE SECONDARY SCHOOL	15	13	28	15	13	28	62.47	4.06	62.73	8.07	62.59	6.12	
	WANGBAMA CENTRAL SCHOOL	69	74	143	69	74	143	61.59	8.27	62.97	6.35	62.30	7.34	
	DZONGKHAG SUMMARY	117	126	243	117	126	243	62.53	7.53	62.63	7.04	62.58	7.26	
	TRASHIGANG	BARTSHAM CENTRAL SCHOOL	31	35	66	31	35	66	61.68	7.38	62.73	7.15	62.23	7.22
		DUNGTSSE CENTRAL SCHOOL	50	52	102	50	52	102	65.37	5.55	66.86	7.89	66.13	6.86
		GONGTHUNG MIDDLE SECONDARY SCHOOL	28	29	57	28	29	57	59.89	6.21	62.26	8.41	61.10	7.44
JAMPELING HIGHER SECONDARY SCHOOL		35	39	74	35	39	74	65.64	7.77	64.53	8.60	65.05	8.18	
JIGME SHERUBLING CENTRAL SCHOOL		72	56	128	72	56	128	64.36	7.80	65.01	7.51	64.64	7.65	
RADHI MIDDLE SECONDARY SCHOOL		11	11	22	11	11	22	64.95	7.87	67.00	7.66	65.98	7.65	
RANGJUNG CENTRAL SCHOOL		69	64	133	69	62	131	63.57	7.14	62.73	10.82	63.16	9.07	
THRIMSHING CENTRAL SCHOOL		54	50	104	54	50	104	61.56	7.46	61.48	7.74	61.52	7.56	
TRASHIGANG MIDDLE SECONDARY SCHOOL		15	17	32	15	17	32	61.20	5.20	61.71	9.35	61.47	7.57	
TRASHITSE HIGHER SECONDARY SCHOOL		45	57	102	45	57	102	60.38	6.55	61.76	7.96	61.15	7.37	
UDZORONG CENTRAL SCHOOL	38	24	62	38	24	62	57.64	7.30	61.92	7.04	59.30	7.45		
	DZONGKHAG SUMMARY	448	434	882	448	432	880	62.59	7.38	63.40	8.50	62.99	7.96	

DZONGKHAG	SCHOOL	APPEARED			PASS			FEMALE		MALE		TOTAL	
		F	M	TOT	F	M	TOT	MEAN	SD	MEAN	SD	MEAN	SD
TRASHIYANGTSE	BAYLING CENTRAL SCHOOL	64	47	111	64	47	111	59.78	8.01	60.67	6.46	60.16	7.37
	KUNZANGLING CENTRAL SCHOOL	30	37	67	29	37	66	59.32	9.80	60.12	7.85	59.76	8.72
	RAMJAR MIDDLE SEONDRARY SCHOOL	31	42	73	31	42	73	58.11	8.16	60.11	8.41	59.26	8.31
	TSENKARLA CENTRAL SCHOOL	72	55	127	72	55	127	63.84	7.32	60.37	5.19	62.34	6.69
	DZONGKHAG SUMMARY	197	181	378	196	181	377	60.93	8.34	60.34	6.87	60.65	7.67
TRONGSA	SAMCHOLING MIDDLE SECONDARY SCHOOL	23	29	52	23	29	52	57.80	8.02	56.40	7.78	57.02	7.84
	SHERUBLING CENTRAL SCHOOL	52	39	91	52	39	91	65.80	9.46	60.14	6.08	63.37	8.62
	TAKTSE CENTRAL SCHOOL	34	30	64	34	30	64	59.68	5.89	59.38	8.64	59.54	7.25
	TSHANGKHA CENTRAL CHOOL	42	32	74	42	32	74	63.21	7.60	63.42	6.26	63.30	7.01
	DZONGKHAG SUMMARY	151	130	281	151	130	281	62.48	8.51	59.94	7.49	61.31	8.14
TSIRANG	DAMPHU CENTRAL SCHOOL	116	130	246	116	130	246	65.78	7.90	64.18	8.17	64.93	8.07
	MENDREGANG CENTRAL SCHOOL	91	82	173	91	82	173	61.32	7.19	61.85	7.74	61.57	7.44
	DZONGKHAG SUMMARY	207	212	419	207	212	419	63.82	7.90	63.28	8.07	63.55	7.98
WANGDUE PHODRANG	BAJOTHANG HIGHER SECONDARY SCHOOL	93	83	176	93	82	175	59.19	8.00	59.14	8.41	59.16	8.17
	GASELO CENTRAL SCHOOL	26	53	79	26	53	79	62.88	6.32	62.42	5.98	62.57	6.05
	PHOBIKHA CENTRAL SCHOOL	29	29	58	29	29	58	57.62	8.99	60.41	5.88	59.02	7.66
	SAMTENGANG CENTRAL SCHOOL	85	69	154	85	69	154	61.78	6.65	59.66	6.36	60.83	6.59
	DZONGKHAG SUMMARY	233	234	467	233	233	466	60.35	7.64	60.19	7.10	60.27	7.37
ZHEMGANG	BULI CENTRAL SCHOOL	40	41	81	40	41	81	59.94	7.10	57.66	5.78	58.78	6.52
	SONAMTHANG CENTRAL SCHOOL	62	61	123	62	61	123	57.71	6.92	57.34	7.25	57.52	7.06
	YEBILAP TSA MIDDLE SECONDARY SCHOOL	60	55	115	60	55	115	61.82	7.13	61.29	6.57	61.57	6.84
	ZHEMGANG CENTRAL SCHOOL	33	23	56	33	23	56	63.03	8.60	64.11	8.38	63.47	8.45
	DZONGKHAG SUMMARY	195	180	375	195	180	375	60.33	7.55	59.48	7.27	59.92	7.42
	OVERALL	6200	5773	11973	6198	5770	11968	62.79	8.47	62.03	8.19	62.43	8.35

ENGLISH II

DZONGKHAG	SCHOOL	APPEARED			PASS			FEMALE		MALE		TOTAL	
		F	M	TOT	F	M	TOT	MEAN	SD	MEAN	SD	MEAN	SD
BUMTHANG	CHUMEY MIDDLE SECONDARY SCHOOL	36	21	57	35	20	55	51.79	8.28	53.60	8.04	52.46	8.17
	JAKAR HIGHER SECONDARY SCHOOL	71	52	123	67	51	118	55.07	9.98	53.51	10.91	54.41	10.37
	TANG CENTRAL SCHOOL	34	35	69	33	34	67	51.69	9.46	53.87	9.76	52.80	9.60
	URA CENTRAL SCHOOL	24	18	42	21	18	39	49.58	10.37	53.28	9.22	51.17	9.95
	DZONGKHAG SUMMARY	165	126	291	156	123	279	52.86	9.72	53.59	9.82	53.18	9.75
CHHUKHA	AREKHA MIDDLE SECONDARY SCHOOL	24	6	30	24	5	29	55.10	10.10	50.33	8.40	54.15	9.84
	CHAPCHA MIDDLE SECONDARY SCHOOL	37	34	71	37	34	71	53.47	10.52	54.35	9.32	53.89	9.91
	CHUKHA CENTRAL SCHOOL	94	88	182	90	84	174	52.34	11.65	51.43	10.90	51.90	11.27
	CHUMIGTHANG MIDDLE SECONDARY SCHOOL	45	36	81	40	32	72	52.47	13.01	50.75	12.33	51.70	12.66
	DARLA MIDDLE SECONDARY SCHOOL	39	45	84	39	44	83	58.22	9.22	54.29	10.08	56.11	9.84
	GEDU HIGHER SECONDARY SCHOOL	44	19	63	42	18	60	52.00	11.33	54.50	10.30	52.75	11.01
	KAMJI MIDDLE SECONDARY SCHOOL	72	72	144	63	64	127	47.61	10.27	48.88	10.73	48.25	10.48



Pupil Performance Report 2018

DZONGKHAG	SCHOOL	APPEARED			PASS			FEMALE		MALE		TOTAL	
		F	M	TOT	F	M	TOT	MEAN	SD	MEAN	SD	MEAN	SD
	PAKSHIKHA CENTRAL SCHOOL	68	70	138	61	67	128	49.68	11.27	52.64	10.18	51.18	10.80
	WANGCHUK MIDDLE SECONDARY SCHOOL	36	28	64	34	26	60	55.39	12.61	52.68	8.90	54.20	11.14
	DZONGKHAG SUMMARY	459	398	857	430	374	804	52.16	11.51	51.91	10.54	52.04	11.07
DAGANA	DAGA HIGHER SECONDARY SCHOOL	52	35	87	51	34	85	51.73	10.00	50.86	10.09	51.38	9.99
	DAGAPELA MIDDLE SECONDARY SCHOOL	41	29	70	39	27	66	54.94	12.14	50.09	11.68	52.93	12.11
	DRUKJEGANG HIGHER SECONDARY SCHOOL	77	68	145	73	67	140	51.44	10.34	50.07	8.09	50.79	9.35
	GESARLING CENTRAL SCHOOL	61	65	126	60	62	122	54.80	10.04	57.22	10.72	56.05	10.42
	LHAMOYZINGKHA MIDDLE SECONDARY SCHOOL	20	30	50	19	29	48	49.45	9.53	55.67	10.41	53.18	10.43
	DZONGKHAG SUMMARY	251	227	478	242	219	461	52.73	10.54	52.98	10.42	52.85	10.47
GASA	BJISHONG CENTAL SCHOOL	30	43	73	29	42	71	51.20	8.09	53.72	10.01	52.68	9.29
	DZONGKHAG SUMMARY	30	43	73	29	42	71	51.20	8.09	53.72	10.01	52.68	9.29
GELEPHU THROMDE	GELEPHU HIGHER SECONDARY SCHOOL	108	134	242	105	129	234	57.61	12.19	55.32	11.75	56.34	11.97
	PELRITHANG MIDDLE SECONDARY SCHOOL	63	58	121	61	50	111	53.97	10.53	50.25	13.87	52.19	12.33
	THROMDE SUMMARY	171	192	363	166	179	345	56.27	11.71	53.79	12.61	54.96	12.24
HAA	CHUNGDU ARM FORCE PUBLIC SCHOOL	33	24	57	32	24	56	51.55	11.26	55.63	8.24	53.26	10.22
	GONGZIM UGYEN DORJI CENTRAL SCHOOL	101	80	181	98	78	176	54.99	10.89	52.16	9.17	53.74	10.24
	DZONGKHAG SUMMARY	134	104	238	130	102	232	54.14	11.04	52.96	9.04	53.62	10.21
LHUNTSE	AUTSHO CENTRAL SCHOOL	25	33	58	22	33	55	44.76	8.88	51.89	10.97	48.82	10.65
	LHUNTSE HIGHER SECONDARY SCHOOL	18	17	35	18	17	35	54.06	8.04	54.15	11.87	54.10	9.93
	MINJEY MIDDLE SECONDARY SCHOOL	13	28	41	13	28	41	49.31	8.33	54.66	9.13	52.96	9.13
	TANGMACHU CENTRAL SCHOOL	69	82	151	60	72	132	49.90	10.49	48.86	10.34	49.33	10.38
	DZONGKHAG SUMMARY	125	160	285	113	150	263	49.41	9.94	51.06	10.63	50.34	10.34
MONGAR	CHASKHAR CENTRAL SCHOOL	19	21	40	19	20	39	43.92	7.17	50.57	10.91	47.41	9.80
	DRAMETSE CENTRAL SCHOOL	30	36	66	30	35	65	51.42	7.30	50.15	7.31	50.73	7.28
	GYELPOZHING CENTRAL SCHOOL	103	101	204	93	90	183	51.52	11.75	48.16	9.41	49.86	10.77
	KIDHEYKHAR MIDDLE SECONDARY SCHOOL	29	17	46	29	17	46	49.26	9.15	51.76	10.52	50.18	9.64
	MONGAR HIGHER SECONDARY SCHOOL	64	79	143	64	78	142	57.21	11.63	55.25	12.86	56.13	12.32
	YADI HIGHER SECONDARY SCHOOL	43	63	106	39	63	102	51.10	11.23	57.41	10.61	54.85	11.25
	DZONGKHAG SUMMARY	288	317	605	274	303	577	51.98	11.20	52.35	11.12	52.17	11.15
PARO	BITEKHA MIDDLE SECONDARY SCHOOL	39	27	66	37	26	63	51.40	10.56	52.24	10.37	51.74	10.41
	DRUKGYEL CENTRAL SCHOOL	103	88	191	100	86	186	56.83	11.34	53.53	9.43	55.31	10.61
	KHANGKHU MIDDLE SECONDARY SCHOOL	46	31	77	45	31	76	62.29	11.32	56.76	10.32	60.06	11.20
	LANGO MIDDLE SECONDARY SCHOOL	37	30	67	34	29	63	51.04	11.87	49.68	10.75	50.43	11.32
	SHABA MIDDLE SECONDARY SCHOOL	76	40	116	75	40	115	57.39	10.14	56.11	9.96	56.95	10.05
	SHARI HIGHER SECONDARY SCHOOL	41	30	71	40	30	70	57.87	12.85	55.42	9.24	56.83	11.45
	UTPAL HIGHER SECONDARY SCHOOL	10	20	30	8	19	27	41.55	9.29	48.63	9.39	46.27	9.80
	WANAKHA CENTRAL SCHOOL	18	9	27	18	9	27	48.11	4.89	55.50	5.61	50.57	6.16
	DZONGKHAG SUMMARY	370	275	645	357	270	627	55.75	11.73	53.64	9.94	54.85	11.04
PEMAGATSHEL	NANGKOR CENTRAL SCHOOL	27	23	50	26	23	49	56.76	11.96	58.39	8.13	57.51	10.31
	NGANGLAM HIGHER SECONDARY SCHOOL	79	80	159	71	76	147	49.91	9.80	48.21	8.71	49.06	9.28

DZONGKHAG	SCHOOL	APPEARED			PASS			FEMALE		MALE		TOTAL	
		F	M	TOT	F	M	TOT	MEAN	SD	MEAN	SD	MEAN	SD
	PEMA GATSHEL MIDDLE SECONDARY SCHOOL	50	48	98	47	46	93	54.43	11.24	52.22	11.60	53.35	11.42
	YELCHEN CENTRAL SCHOOL	24	32	56	24	31	55	53.83	9.96	54.34	10.32	54.13	10.08
	YURUNG CENTRAL SCHOOL	55	64	119	51	63	114	49.21	9.43	52.45	8.83	50.95	9.22
	DZONGKHAG SUMMARY	235	247	482	219	239	458	51.90	10.59	51.83	9.93	51.86	10.25
PHUNTSHOLING THROMDE	PHUNTSHOLING HIGHER SECONDARY SCHOOL	65	63	128	61	57	118	56.57	11.89	53.40	13.02	55.01	12.51
	PHUNTSHOLING MIDDLE SECONDARY SCHOOL	50	48	98	50	44	94	59.02	10.48	51.35	10.17	55.27	10.98
	SONAMGANG MIDDLE SECONDARY SCHOOL	60	68	128	58	65	123	54.43	10.63	51.63	10.29	52.94	10.51
	THROMDE SUMMARY	175	179	354	169	166	335	56.53	11.16	52.18	11.27	54.33	11.41
PUNAKHA	DASHIDING HIGHER SECONDARY SCHOOL	38	42	80	38	42	80	58.93	8.69	59.29	9.64	59.12	9.15
	DECHENTSEMO CENTRAL SCHOOL	55	27	82	51	22	73	47.08	10.53	45.94	12.93	46.71	11.31
	KABESA MIDDLE SEONDARY SCHOOL	28	16	44	28	16	44	58.93	10.92	55.50	10.51	57.68	10.77
	KHURUTHANG MIDDLE SECONDARY SCHOOL	26	25	51	25	24	49	54.42	11.30	49.62	9.14	52.07	10.48
	PUNAKHA CENTRAL SCHOOL	24	28	52	22	28	50	57.94	12.05	53.21	8.56	55.39	10.48
	TASHIDINGKHA MIDDLE SECONDARY SCHOOL	72	57	129	69	51	120	51.79	10.52	48.21	8.96	50.21	9.98
	UGYEN ACADEMY HIGHER SECONDARY SCHOOL	48	63	111	48	63	111	64.08	8.14	63.79	8.29	63.91	8.19
	DZONGKHAG SUMMARY	291	258	549	281	246	527	55.29	11.58	54.71	11.47	55.02	11.52
SAMDRUP JONGKHAR	GARPAWONG MIDDLE SECONDARY SCHOOL	30	32	62	29	32	61	55.02	11.76	55.19	8.39	55.10	10.08
	GOMDAR CENTRAL SCHOOL	43	47	90	38	45	83	46.34	9.87	50.51	9.79	48.52	10.00
	JOMOTSHANGKHA MIDDLE SECONDARY SCHOOL	13	12	25	13	12	25	54.88	10.36	46.46	7.58	50.84	9.93
	KARMALING HIGHER SECONDARY SCHOOL	30	22	52	30	22	52	51.55	8.84	54.05	8.32	52.61	8.63
	MARTSHALLA MIDDLE SECONDARY SCHOOL	39	36	75	38	32	70	52.42	10.95	47.60	9.85	50.11	10.64
	MINJIWOONG CENTRAL SCHOOL	58	58	116	47	53	100	46.56	10.10	50.26	10.55	48.41	10.45
	ORONG HIGHER SECONDARY SCHOOL	51	43	94	42	38	80	46.52	12.09	45.90	10.73	46.23	11.43
	PHUNTSHOTANG MIDDLE SECONDARY SCHOOL	39	35	74	38	35	73	49.86	8.09	52.51	8.36	51.11	8.27
	DZONGKHAG SUMMARY	303	285	588	275	269	544	49.39	10.76	50.27	9.96	49.82	10.38
SAMDRUP JONGKHAR THROMDE	SAMDRUP JONGKHAR MIDDLE SECONDARY SCHOOL	46	22	68	46	20	66	56.99	9.49	50.30	9.74	54.82	10.01
	DZONGKHAG SUMMARY	46	22	68	46	20	66	56.99	9.49	50.30	9.74	54.82	10.01
SAMTSE	DOROKHA CENTRAL SCHOOL	103	86	189	95	81	176	48.02	10.57	51.76	10.05	49.72	10.48
	GOMTU MIDDLE SECONDARY SCHOOL	65	55	120	61	52	113	52.24	11.25	49.21	9.54	50.85	10.57
	PELJORLING HIGHER SECONDARY SCHOOL	113	82	195	109	81	190	52.37	9.74	51.40	8.91	51.96	9.39
	SAMTSE HIGHER SECONDARY SCHOOL	87	107	194	84	101	185	53.05	10.55	52.59	12.20	52.80	11.46
	TENDRUK CENTRAL SCHOOL	100	107	207	99	100	199	53.13	8.74	51.52	10.17	52.30	9.52
	YOESLTSE MIDDLE SECONDARY SCHOOL	50	58	108	47	44	91	46.16	9.46	41.61	8.50	43.72	9.20
	DZONGKHAG SUMMARY	518	495	1013	495	459	954	51.15	10.30	50.36	10.67	50.76	10.48
SARPANG	NORBULING CENTRAL SCHOOL	137	102	239	127	95	222	51.69	11.88	52.08	11.59	51.86	11.74
	SARPANG CENTRAL SCHOOL	126	101	227	124	101	225	54.82	10.80	55.42	8.87	55.09	9.97
	DZONGKHAG SUMMARY	263	203	466	251	196	447	53.19	11.46	53.74	10.44	53.43	11.02
THIM-THROM	BABESA MIDDLE SECONDARY SCHOOL	82	55	137	78	52	130	52.60	10.45	50.23	11.06	51.65	10.72



Pupil Performance Report 2018

DZONGKHAG	SCHOOL	APPEARED			PASS			FEMALE		MALE		TOTAL	
		F	M	TOT	F	M	TOT	MEAN	SD	MEAN	SD	MEAN	SD
	CHANGANGKHA MIDDLE SECONDARY SCHOOL	53	44	97	53	44	97	62.73	8.67	61.02	10.64	61.95	9.60
	DECHHENCHOELING HIGHER SECONDARY SCHOOL	81	84	165	79	74	153	53.56	10.23	49.10	10.51	51.29	10.58
	DR.TOBYEL SCHOOL	17	9	26	17	9	26	62.68	8.94	62.44	10.12	62.60	9.16
	DRUK SCHOOL	9	17	26	9	17	26	69.11	9.10	62.68	9.64	64.90	9.78
	ELC HIGH SCHOOL	2	12	14	2	12	14	54.50	4.95	58.25	9.97	57.71	9.37
	LOSELING MIDDLE SECONDARY SCHOOL	72	64	136	71	62	133	58.23	11.53	53.52	9.95	56.01	11.03
	LUNGTENZAMPA MIDDLE SECONDARY SCHOOL	184	199	383	181	197	378	61.79	11.03	56.49	10.03	59.04	10.84
	MOTITHANG HIGHER SECONDARY SCHOOL	118	112	230	114	108	222	55.24	11.55	51.83	10.09	53.58	10.97
	PELKHIL SCHOOL	11	20	31	10	19	29	55.73	13.62	52.20	10.58	53.45	11.65
	YANGCHENPHUG HIGHER SECONDARY SCHOOL	142	95	237	141	93	234	61.52	11.01	57.91	11.63	60.08	11.38
	ZHILUKHA MIDDLE SECONDARY SCHOOL	57	34	91	55	34	89	57.70	11.66	59.07	12.49	58.21	11.92
	THROMDE SUMMARY	828	745	1573	810	721	1531	58.56	11.47	54.93	11.13	56.84	11.45
THIMPHU	KHASADRAPCHU MIDDLE SECONDARY SCHOOL	33	39	72	32	37	69	53.12	9.48	49.50	10.09	51.16	9.92
	KUZUCHEN MIDDLE SECONDARY SCHOOL	15	13	28	15	13	28	53.37	6.97	53.31	4.82	53.34	5.96
	WANGBAMA CENTRAL SCHOOL	69	74	143	67	70	137	50.12	9.76	50.32	8.29	50.23	9.00
	DZONGKHAG SUMMARY	117	126	243	114	120	234	51.38	9.42	50.38	8.63	50.86	9.02
TRASHIGANG	BARTSHAM CENTRAL SCHOOL	31	35	66	31	33	64	51.66	8.93	49.26	9.59	50.39	9.29
	DUNGTSE CENTRAL SCHOOL	50	52	102	49	52	101	53.25	9.07	58.06	8.55	55.70	9.09
	GONGTHUNG MIDDLE SECONDARY SCHOOL	28	29	57	28	29	57	49.11	7.11	53.62	9.10	51.40	8.42
	JAMPELING HIGHER SECONDARY SCHOOL	35	39	74	35	38	73	57.04	11.13	55.19	9.32	56.07	10.18
	JIGME SHERUBLING CENTRAL SCHOOL	72	56	128	72	53	125	57.27	10.77	57.42	10.96	57.34	10.81
	RADHI MIDDLE SECONDARY SCHOOL	11	11	22	10	11	21	53.18	12.36	58.55	10.91	55.86	11.70
	RANGJUNG CENTRAL SCHOOL	69	64	133	69	63	132	58.82	9.12	59.85	9.28	59.32	9.17
	THRIMSHING CENTRAL SCHOOL	54	50	104	52	50	102	50.66	10.75	50.95	9.90	50.80	10.30
	TRASHIGANG MIDDLE SECONDARY SCHOOL	15	17	32	15	17	32	56.30	8.32	55.47	9.99	55.86	9.11
	TRASHITSE HIGHER SECONDARY SCHOOL	45	57	102	43	57	100	49.99	9.95	50.83	7.90	50.46	8.83
	UDZORONG CENTRAL SCHOOL	38	24	62	35	24	59	46.04	9.78	52.33	12.41	48.48	11.21
	DZONGKHAG SUMMARY	448	434	882	439	427	866	53.53	10.54	54.80	10.17	54.16	10.37
TRASHIYANGTSE	BAYLING CENTRAL SCHOOL	64	47	111	57	46	103	50.05	11.06	52.46	10.31	51.07	10.77
	KUNZANGLING CENTRAL SCHOOL	30	37	67	28	37	65	46.97	10.04	48.76	8.38	47.96	9.13
	RAMJAR MIDDLE SEONDARY SCHOOL	31	42	73	27	39	66	47.18	10.49	49.87	9.98	48.73	10.22
	TSENKARLA CENTRAL SCHOOL	72	55	127	68	52	120	51.54	10.01	49.65	10.36	50.72	10.17
	DZONGKHAG SUMMARY	197	181	378	180	174	354	49.68	10.53	50.25	9.90	49.95	10.22
TRONGSA	SAMCHOLING MIDDLE SECONDARY SCHOOL	23	29	52	22	29	51	53.54	11.29	50.02	8.72	51.58	10.00
	SHERUBLING CENTRAL SCHOOL	52	39	91	50	39	89	57.51	12.26	50.33	7.98	54.43	11.17
	TAKTSE CENTRAL SCHOOL	34	30	64	32	27	59	50.01	10.68	52.37	10.59	51.12	10.62
	TSHANGKHA CENTRAL CHOO	42	32	74	41	30	71	54.99	10.07	55.55	10.88	55.23	10.36
	DZONGKHAG SUMMARY	151	130	281	145	125	270	54.52	11.42	52.02	9.69	53.36	10.71
TSIRANG	DAMPHU CENTRAL SCHOOL	116	130	246	110	119	229	57.08	12.60	52.29	11.36	54.55	12.18

DZONGKHAG	SCHOOL	APPEARED			PASS			FEMALE		MALE		TOTAL	
		F	M	TOT	F	M	TOT	MEAN	SD	MEAN	SD	MEAN	SD
WANGDUE PHODRANG	MENDREGANG CENTRAL SCHOOL	91	82	173	89	82	171	54.46	10.79	54.32	9.31	54.39	10.09
	DZONGKHAG SUMMARY	207	212	419	199	201	400	55.93	11.88	53.07	10.64	54.48	11.35
	BAJOTHANG HIGHER SECONDARY SCHOOL	93	83	176	86	75	161	53.66	12.19	50.99	11.73	52.40	12.02
	GASELO CENTRAL SCHOOL	26	53	79	25	52	77	53.62	8.25	50.62	7.79	51.61	8.02
	PHOBIKHA CENTRAL SCHOOL	29	29	58	27	29	56	49.28	10.92	50.05	8.07	49.66	9.52
	SAMTENGANG CENTRAL SCHOOL	85	69	154	84	65	149	51.62	8.75	50.12	8.85	50.95	8.80
	DZONGKHAG SUMMARY	233	234	467	222	221	443	52.37	10.52	50.53	9.63	51.45	10.12
ZHEMGANG	BULI CENTRAL SCHOOL	40	41	81	39	38	77	53.08	9.33	48.54	8.94	50.78	9.36
	SONAMTHANG CENTRAL SCHOOL	62	61	123	62	58	120	52.10	10.26	50.92	11.34	51.51	10.78
	YEBILAP TSA MIDDLE SECONDARY SCHOOL	60	55	115	56	52	108	50.35	10.29	50.40	10.07	50.37	10.14
	ZHEMGANG CENTRAL SCHOOL	33	23	56	32	22	54	59.36	13.53	58.43	10.74	58.98	12.36
	DZONGKHAG SUMMARY	195	180	375	189	170	359	52.99	11.06	51.18	10.69	52.12	10.91
	OVERALL	6200	5773	11973	5931	5516	11447	53.70	11.31	52.63	10.65	53.18	11.01

DZONGKHA I

DZONGKHAG	SCHOOL	APPEARED			PASS			FEMALE		MALE		TOTAL	
		F	M	TOT	F	M	TOT	MEAN	SD	MEAN	SD	MEAN	SD
BUMTHANG	CHUMEY MIDDLE SECONDARY SCHOOL	36	21	57	36	21	57	67.51	6.19	67.58	9.36	67.54	7.43
	JAKAR HIGHER SECONDARY SCHOOL	71	52	123	71	52	123	63.50	6.28	59.62	8.06	61.86	7.31
	TANG CENTRAL SCHOOL	34	35	69	34	35	69	68.65	7.54	69.46	8.23	69.06	7.85
	URA CENTRAL SCHOOL	24	18	42	24	18	42	67.32	7.73	65.07	7.52	66.36	7.63
	DZONGKHAG SUMMARY	165	126	291	165	126	291	66.00	7.05	64.46	9.22	65.33	8.09
CHHUKHA	AREKHA MIDDLE SECONDARY SCHOOL	24	6	30	24	6	30	59.64	8.76	60.38	8.96	59.78	8.64
	CHAPCHA MIDDLE SECONDARY SCHOOL	37	34	71	37	34	71	60.76	7.65	61.27	8.03	61.01	7.78
	CHUKHA CENTRAL SCHOOL	94	88	182	93	88	181	64.53	8.08	60.05	9.28	62.37	8.94
	CHUMIGTHANG MIDDLE SECONDARY SCHOOL	45	36	81	45	36	81	61.12	10.79	57.63	9.13	59.57	10.17
	DARLA MIDDLE SECONDARY SCHOOL	39	45	84	39	45	84	63.53	7.52	61.14	8.01	62.25	7.83
	GEDU HIGHER SECONDARY SCHOOL	44	19	63	44	19	63	63.95	7.24	59.71	7.63	62.67	7.56
	KAMJI MIDDLE SECONDARY SCHOOL	72	72	144	72	72	144	59.73	8.63	58.73	10.40	59.23	9.53
	PAKSHIKHA CENTRAL SCHOOL	68	70	138	68	70	138	62.03	8.19	63.65	7.75	62.85	7.98
	WANGCHUK MIDDLE SECONDARY SCHOOL	36	28	64	36	28	64	65.08	8.59	59.96	7.73	62.84	8.55
	DZONGKHAG SUMMARY	459	398	857	458	398	856	62.42	8.56	60.43	8.91	61.50	8.78
DAGANA	DAGA HIGHER SECONDARY SCHOOL	52	35	87	52	35	87	65.15	7.48	60.56	8.38	63.31	8.13
	DAGAPELA MIDDLE SECONDARY SCHOOL	41	29	70	41	28	69	64.79	7.19	60.72	9.54	63.10	8.42
	DRUKJEGANG HIGHER SECONDARY SCHOOL	77	68	145	77	68	145	64.43	8.93	61.69	9.51	63.15	9.28
	GESARLING CENTRAL SCHOOL	61	65	126	61	65	126	64.80	7.68	64.80	8.14	64.80	7.89
	LHAMOYZINGKHA MIDDLE SECONDARY SCHOOL	20	30	50	20	30	50	59.86	8.01	59.94	8.59	59.91	8.28
	DZONGKHAG SUMMARY	251	227	478	251	226	477	64.36	8.05	62.05	8.96	63.27	8.56
GASA	BJISHONG CENTRAL SCHOOL	30	43	73	30	43	73	65.81	6.84	64.59	10.38	65.09	9.06
	DZONGKHAG SUMMARY	30	43	73	30	43	73	65.81	6.84	64.59	10.38	65.09	9.06



DZONGKHAG	SCHOOL	APPEARED			PASS			FEMALE		MALE		TOTAL	
		F	M	TOT	F	M	TOT	MEAN	SD	MEAN	SD	MEAN	SD
GELEPHU THROMDE	GELEPHU HIGHER SECONDARY SCHOOL	108	133	241	108	130	238	62.17	8.43	57.94	8.87	59.84	8.91
	PELRITHANG MIDDLE SECONDARY SCHOOL	63	58	121	63	58	121	57.85	8.33	55.65	8.98	56.79	8.68
	THROMDE SUMMARY	171	191	362	171	188	359	60.58	8.63	57.25	8.95	58.82	8.94
HAA	CHUNGDU ARM FORCE PUBLIC SCHOOL	33	24	57	33	24	57	64.70	7.98	64.66	7.62	64.68	7.76
	GONGZIM UGYEN DORJI CENTRAL SCHOOL	97	72	169	97	72	169	62.95	8.42	59.17	6.99	61.34	8.04
	DZONGKHAG SUMMARY	130	96	226	130	96	226	63.39	8.31	60.54	7.50	62.18	8.09
LHUNTSE	AUTSHO CENTRAL SCHOOL	25	33	58	25	33	58	65.62	5.54	69.86	8.80	68.03	7.81
	LHUNTSE HIGHER SECONDARY SCHOOL	18	17	35	18	17	35	67.10	5.98	63.37	10.62	65.29	8.64
	MINJEY MIDDLE SECONDARY SCHOOL	13	28	41	13	28	41	67.98	6.32	66.93	7.73	67.26	7.25
	TANGMACHU CENTRAL SCHOOL	69	82	151	69	82	151	65.61	6.13	64.24	7.39	64.87	6.85
	DZONGKHAG SUMMARY	125	160	285	125	160	285	66.07	6.00	65.78	8.39	65.91	7.43
MONGAR	CHASKHAR CENTRAL SCHOOL	19	21	40	19	21	40	65.22	5.15	69.40	7.91	67.42	6.98
	DRAMETSE CENTRAL SCHOOL	30	36	66	30	36	66	75.01	6.21	73.69	6.67	74.29	6.45
	GYELPOZHING CENTRAL SCHOOL	103	101	204	103	101	204	68.93	8.64	67.59	9.85	68.27	9.26
	KIDHEYKHAR MIDDLE SECONDARY SCHOOL	29	17	46	29	17	46	69.97	5.80	70.72	7.06	70.24	6.22
	MONGAR HIGHER SECONDARY SCHOOL	64	79	143	64	79	143	68.60	7.69	66.53	9.57	67.46	8.81
	YADI HIGHER SECONDARY SCHOOL	43	63	106	43	63	106	68.69	5.35	68.28	6.61	68.45	6.11
DZONGKHAG SUMMARY	288	317	605	288	317	605	69.32	7.57	68.44	8.83	68.86	8.26	
PARO	BITEKHA MIDDLE SECONDARY SCHOOL	39	27	66	39	27	66	69.13	5.37	67.61	7.34	68.51	6.24
	DRUKGYEL CENTRAL SCHOOL	103	88	191	103	86	189	62.51	7.60	58.13	7.33	60.49	7.77
	KHANGKHU MIDDLE SECONDARY SCHOOL	46	31	77	46	31	77	68.16	7.79	61.73	8.30	65.57	8.56
	LANGO MIDDLE SECONDARY SCHOOL	37	30	67	37	29	66	60.24	10.07	54.31	11.78	57.59	11.18
	SHABA MIDDLE SECONDARY SCHOOL	76	39	115	76	39	115	67.66	7.83	65.03	8.96	66.77	8.28
	SHARI HIGHER SECONDARY SCHOOL	41	30	71	41	30	71	65.08	11.64	61.53	10.15	63.58	11.10
	UTPAL HIGHER SECONDARY SCHOOL	10	20	30	10	20	30	54.98	9.10	56.81	9.62	56.20	9.33
	WANAKHA CENTRAL SCHOOL	18	9	27	18	9	27	68.18	4.33	65.61	6.83	67.32	5.30
DZONGKHAG SUMMARY	370	274	644	370	271	641	65.10	8.83	60.56	9.52	63.17	9.39	
PEMAGATSHEL	NANGKOR CENTRAL SCHOOL	27	23	50	27	23	50	70.30	7.12	70.00	7.92	70.16	7.42
	NGANGLAM HIGHER SECONDARY SCHOOL	79	80	159	79	80	159	68.03	7.65	65.98	7.80	67.00	7.77
	PEMA GATSHEL MIDDLE SECONDARY SCHOOL	50	48	98	50	48	98	68.65	8.04	67.76	7.28	68.21	7.65
	YELCHEN CENTRAL SCHOOL	24	32	56	24	32	56	72.66	5.88	68.91	9.58	70.52	8.35
	YURUNG CENTRAL SCHOOL	55	64	119	55	64	119	65.02	7.18	66.06	7.46	65.58	7.32
DZONGKHAG SUMMARY	235	247	482	235	247	482	68.19	7.68	67.10	7.94	67.63	7.83	
PHUNTSHOLING THROMDE	PHUENTSHOLING HIGHER SECONDARY SCHOOL	65	63	128	65	62	127	62.08	7.46	57.13	9.47	59.65	8.83
	PHUENTSHOLING MIDDLE SECONDARY SCHOOL	50	48	98	50	48	98	67.76	8.53	56.70	7.13	62.34	9.61
	SONAMGANG MIDDLE SECONDARY SCHOOL	60	68	128	59	67	126	58.03	9.15	56.13	8.32	57.02	8.73
	THROMDE SUMMARY	175	179	354	174	177	351	62.31	9.18	56.64	8.42	59.44	9.24
PUNAKHA	DASHIDING HIGHER SECONDARY SCHOOL	38	42	80	38	42	80	68.23	7.50	65.83	10.46	66.97	9.19
	DECHENTSEMO CENTRAL SCHOOL	55	27	82	55	27	82	60.10	8.34	60.26	8.20	60.15	8.24

DZONGKHAG	SCHOOL	APPEARED			PASS			FEMALE		MALE		TOTAL	
		F	M	TOT	F	M	TOT	MEAN	SD	MEAN	SD	MEAN	SD
	KABESA MIDDLE SECONDARY SCHOOL	28	16	44	28	16	44	71.87	8.55	69.59	9.59	71.04	8.90
	KHURUTHANG MIDDLE SECONDARY SCHOOL	26	25	51	26	25	51	58.29	8.68	56.81	7.14	57.56	7.92
	PUNAKHA CENTRAL SCHOOL	24	27	51	24	27	51	68.73	6.65	61.11	8.39	64.70	8.46
	TASHIDINGKHA MIDDLE SECONDARY SCHOOL	72	57	129	72	57	129	68.25	6.65	65.14	7.73	66.88	7.29
	UGYEN ACADEMY HIGHER SECONDARY SCHOOL	46	62	108	46	62	108	67.90	6.21	62.91	5.58	65.04	6.33
	DZONGKHAG SUMMARY	289	256	545	289	256	545	66.13	8.52	63.24	8.50	64.77	8.63
SAMDRUP JONGKHAR	GARPAWONG MIDDLE SECONDARY SCHOOL	30	32	62	30	32	62	61.17	8.11	58.55	6.42	59.81	7.35
	GOMDAR CENTRAL SCHOOL	43	47	90	43	47	90	67.15	6.82	66.37	5.93	66.74	6.35
	JOMOTSHANGKHA MIDDLE SECONDARY SCHOOL	13	12	25	13	12	25	61.56	9.33	57.90	5.21	59.80	7.71
	KARMALING HIGHER SECONDARY SCHOOL	30	22	52	30	22	52	64.63	8.30	62.88	7.80	63.88	8.06
	MARTSHALLA MIDDLE SECONDARY SCHOOL	39	36	75	39	36	75	75.63	8.03	73.87	8.23	74.79	8.12
	MINJIWOONG CENTRAL SCHOOL	58	58	116	58	56	114	69.00	7.11	69.76	11.82	69.38	9.72
	ORONG HIGHER SECONDARY SCHOOL	51	43	94	51	43	94	66.59	7.66	62.69	7.83	64.81	7.94
	PHUNTSHOTANG MIDDLE SECONDARY SCHOOL	39	35	74	39	35	74	60.06	6.98	63.44	8.34	61.66	7.79
	DZONGKHAG SUMMARY	303	285	588	303	283	586	66.51	8.83	65.59	9.61	66.06	9.22
SAMDRUP JONGKHAR THROMDE	SAMDRUP JONGKHAR MIDDLE SECONDARY SCHOOL	46	22	68	46	22	68	67.80	7.57	64.61	8.87	66.77	8.09
	THROMDE SUMMARY	46	22	68	46	22	68	67.80	7.57	64.61	8.87	66.77	8.09
SAMTSE	DOROKHA CENTRAL SCHOOL	103	86	189	100	84	184	55.78	8.77	56.57	10.44	56.14	9.55
	GOMTU MIDDLE SECONDARY SCHOOL	65	54	119	65	54	119	58.65	9.24	55.75	8.63	57.33	9.05
	PELJORLING HIGHER SECONDARY SCHOOL	113	82	195	113	82	195	61.04	7.57	59.05	10.20	60.20	8.80
	SAMTSE HIGHER SECONDARY SCHOOL	87	107	194	87	105	192	61.37	8.53	58.67	10.21	59.88	9.56
	TENDRUK CENTRAL SCHOOL	100	107	207	100	106	206	60.41	8.92	56.56	8.67	58.42	8.98
	YOESLTSE MIDDLE SECONDARY SCHOOL	50	58	108	50	56	106	58.50	10.67	51.43	8.41	54.70	10.12
	DZONGKHAG SUMMARY	518	494	1012	515	487	1002	59.38	8.97	56.74	9.79	58.09	9.47
SARPANG	NORBULING CENTRAL SCHOOL	137	102	239	136	100	236	60.51	9.01	60.23	9.42	60.39	9.17
	SARPANG CENTRAL SCHOOL	125	99	224	124	98	222	58.61	9.52	56.47	8.95	57.66	9.31
	DZONGKHAG SUMMARY	262	201	463	260	198	458	59.60	9.28	58.38	9.36	59.07	9.33
THIM-THROM	BABESA MIDDLE SECONDARY SCHOOL	78	54	132	77	54	131	60.99	8.24	56.81	8.46	59.28	8.55
	CHANGANGKHA MIDDLE SECONDARY SCHOOL	53	44	97	52	42	94	62.79	10.03	57.89	11.83	60.57	11.10
	DECHHENCHOELING HIGHER SECONDARY SCHOOL	81	84	165	81	83	164	63.30	9.06	59.51	9.15	61.37	9.27
	DR.TOBYEL SCHOOL	17	9	26	17	9	26	55.32	6.63	56.14	9.00	55.61	7.36
	DRUK SCHOOL	9	16	25	9	16	25	64.17	8.07	55.36	9.03	58.53	9.55
	ELC HIGH SCHOOL	2	12	14	2	12	14	49.75	2.47	53.54	7.94	53.00	7.47
	LOSELING MIDDLE SECONDARY SCHOOL	72	64	136	72	63	135	64.22	8.80	59.63	8.18	62.06	8.79
	LUNGTENZAMPA MIDDLE SECONDARY SCHOOL	184	199	383	184	199	383	62.69	9.54	57.23	8.00	59.85	9.18
	MOTITHANG HIGHER SECONDARY SCHOOL	118	112	230	116	110	226	60.94	10.42	54.12	8.86	57.62	10.26
	PELKHIL SCHOOL	10	20	30	10	19	29	57.83	3.84	51.36	8.84	53.52	8.08
	YANGCHENPHUG HIGHER SECONDARY SCHOOL	138	95	233	138	90	228	65.17	9.34	57.93	12.02	62.22	11.08



Pupil Performance Report 2018

DZONGKHAG	SCHOOL	APPEARED			PASS			FEMALE		MALE		TOTAL	
		F	M	TOT	F	M	TOT	MEAN	SD	MEAN	SD	MEAN	SD
	ZHILUKHA MIDDLE SECONDARY SCHOOL	57	34	91	57	34	91	67.16	8.86	62.25	8.63	65.33	9.04
	THROMDE SUMMARY	819	743	1562	815	731	1546	62.98	9.50	57.28	9.45	60.27	9.89
THIMPHU	KHASADRAPCHU MIDDLE SECONDARY SCHOOL	33	39	72	33	39	72	63.43	8.02	59.04	8.63	61.05	8.59
	KUZUCHEN MIDDLE SECONDARY SCHOOL	15	13	28	15	13	28	65.80	4.54	58.38	3.92	62.36	5.63
	WANGBAMA CENTRAL SCHOOL	69	74	143	69	73	142	63.33	6.66	62.19	9.73	62.74	8.38
	DZONGKHAG SUMMARY	117	126	243	117	125	242	63.68	6.85	60.82	9.06	62.20	8.18
TRASHIGANG	BARTSHAM CENTRAL SCHOOL	31	35	66	31	35	66	68.96	6.39	68.42	7.29	68.67	6.84
	DUNGTSÉ CENTRAL SCHOOL	50	52	102	50	52	102	70.13	5.84	71.82	7.72	70.99	6.88
	GONGTHUNG MIDDLE SECONDARY SCHOOL	28	29	57	28	29	57	68.81	6.12	69.18	8.49	69.00	7.36
	JAMPELING HIGHER SECONDARY SCHOOL	34	38	72	34	38	72	68.46	7.02	67.47	7.68	67.93	7.35
	JIGME SHERUBLING CENTRAL SCHOOL	72	55	127	72	55	127	70.64	7.53	71.50	8.46	71.01	7.92
	RADHI MIDDLE SECONDARY SCHOOL	11	11	22	11	11	22	64.93	4.88	66.91	7.49	65.92	6.25
	RANGJUNG CENTRAL SCHOOL	69	64	133	69	64	133	67.12	6.82	67.67	8.93	67.38	7.88
	THRIMSHING CENTRAL SCHOOL	54	50	104	54	50	104	74.54	6.85	73.69	6.39	74.13	6.62
	TRASHIGANG MIDDLE SECONDARY SCHOOL	15	17	32	15	17	32	62.47	5.50	60.28	9.02	61.30	7.54
	TRASHITSE HIGHER SECONDARY SCHOOL	45	57	102	45	57	102	68.14	8.67	69.97	8.47	69.16	8.57
	UDZORONG CENTRAL SCHOOL	38	24	62	38	24	62	70.14	6.81	69.63	6.60	69.94	6.68
	DZONGKHAG SUMMARY	447	432	879	447	432	879	69.40	7.32	69.60	8.36	69.50	7.85
TRASHIYANGTSE	BAYLING CENTRAL SCHOOL	64	47	111	64	47	111	67.14	6.83	64.35	7.60	65.96	7.27
	KUNZANGLING CENTRAL SCHOOL	30	37	67	30	37	67	66.76	4.82	66.30	5.62	66.51	5.24
	RAMJAR MIDDLE SEONDRARY SCHOOL	31	42	73	31	42	73	65.27	6.55	65.23	6.07	65.24	6.23
	TSENKARLA CENTRAL SCHOOL	72	55	127	72	55	127	69.69	7.13	67.18	7.70	68.60	7.46
	DZONGKHAG SUMMARY	197	181	378	197	181	378	67.72	6.79	65.81	6.97	66.81	6.93
TRONGSA	SAMCHOLING MIDDLE SECONDARY SCHOOL	23	29	52	23	29	52	68.43	6.54	63.04	7.09	65.43	7.31
	SHERUBLING CENTRAL SCHOOL	52	39	91	52	39	91	70.07	7.99	67.09	7.57	68.79	7.91
	TAKTSE CENTRAL SCHOOL	34	30	64	34	30	64	69.84	7.50	69.10	8.22	69.49	7.79
	TSHANGKHA CENTRAL CHOOOL	42	32	74	42	32	74	70.88	6.73	70.93	7.37	70.90	6.96
	DZONGKHAG SUMMARY	151	130	281	151	130	281	69.99	7.30	67.60	8.00	68.88	7.71
TSIRANG	DAMPHU CENTRAL SCHOOL	116	130	246	116	130	246	62.64	8.54	57.52	9.08	59.93	9.18
	MENDREGANG CENTRAL SCHOOL	91	82	173	91	82	173	61.47	8.92	59.57	8.94	60.57	8.95
	DZONGKHAG SUMMARY	207	212	419	207	212	419	62.12	8.71	58.31	9.06	60.20	9.08
WANGDUE PHODRANG	BAJOTHANG HIGHER SECONDARY SCHOOL	93	83	176	93	79	172	62.71	8.19	56.15	11.65	59.62	10.47
	GASELO CENTRAL SCHOOL	26	53	79	26	53	79	71.04	6.38	67.54	8.12	68.69	7.73
	PHOBJIKHA CENTRAL SCHOOL	29	29	58	29	29	58	68.58	4.47	71.41	6.05	70.00	5.46
	SAMTENGANG CENTRAL SCHOOL	85	69	154	85	69	154	69.36	7.33	66.47	7.05	68.06	7.33
	DZONGKHAG SUMMARY	233	234	467	233	230	463	66.80	8.02	63.66	10.71	65.23	9.59
ZHEMGANG	BULI CENTRAL SCHOOL	40	41	81	40	41	81	72.41	6.20	69.88	7.71	71.13	7.08
	SONAMTHANG CENTRAL SCHOOL	62	61	123	62	61	123	69.19	5.86	66.75	8.90	67.98	7.59
	YEBILAP TSA MIDDLE SECONDARY SCHOOL	60	55	115	60	55	115	68.32	6.00	65.86	8.97	67.14	7.64
	ZHEMGANG CENTRAL SCHOOL	33	23	56	33	23	56	71.52	6.76	63.96	10.00	68.42	8.98
	DZONGKHAG SUMMARY	195	180	375	195	180	375	69.98	6.30	66.83	8.94	68.47	7.83

DZONGKHAG	SCHOOL	APPEARED			PASS			FEMALE		MALE		TOTAL	
		F	M	TOT	F	M	TOT	MEAN	SD	MEAN	SD	MEAN	SD
	OVERALL	6183	5754	11937	6172	5716	11888	64.74	8.94	62.16	10.02	63.50	9.57

DZONGKHA II

DZONGKHAG	SCHOOL	APPEARED			PASS			FEMALE		MALE		TOTAL	
		F	M	TOT	F	M	TOT	MEAN	SD	MEAN	SD	MEAN	SD
BUMTHANG	CHUMEY MIDDLE SECONDARY SCHOOL	36	21	57	36	21	57	61.71	6.79	62.43	10.24	61.97	8.15
	JAKAR HIGHER SECONDARY SCHOOL	71	52	123	71	52	123	68.95	10.27	66.78	10.37	68.03	10.33
	TANG CENTRAL SCHOOL	34	35	69	34	35	69	72.88	8.29	75.69	8.36	74.30	8.38
	URA CENTRAL SCHOOL	24	18	42	24	18	42	62.27	6.33	62.14	8.70	62.21	7.34
	DZONGKHAG SUMMARY	165	126	291	165	126	291	67.21	9.62	67.87	10.83	67.49	10.15
CHHUKHA	AREKHA MIDDLE SECONDARY SCHOOL	24	6	30	24	6	30	60.60	7.90	55.08	6.59	59.50	7.88
	CHAPCHA MIDDLE SECONDARY SCHOOL	37	34	71	37	33	70	61.70	9.89	62.35	9.15	62.01	9.48
	CHUKHA CENTRAL SCHOOL	94	88	182	93	88	181	66.88	9.66	65.27	10.82	66.10	10.24
	CHUMIGTHANG MIDDLE SECONDARY SCHOOL	45	36	81	44	35	79	63.20	12.19	59.89	12.55	61.73	12.38
	DARLA MIDDLE SECONDARY SCHOOL	39	45	84	39	44	83	55.92	7.72	53.80	8.11	54.79	7.95
	GEDU HIGHER SECONDARY SCHOOL	44	19	63	43	19	62	61.40	8.07	58.39	7.06	60.49	7.85
	KAMJI MIDDLE SECONDARY SCHOOL	72	72	144	72	71	143	63.10	9.33	63.26	12.72	63.18	11.11
	PAKSHIKHA CENTRAL SCHOOL	68	70	138	68	70	138	67.15	7.28	69.66	6.67	68.42	7.06
	WANGCHUK MIDDLE SECONDARY SCHOOL	36	28	64	36	27	63	61.61	8.96	56.45	9.53	59.35	9.50
	DZONGKHAG SUMMARY	459	398	857	456	393	849	63.35	9.65	62.54	11.12	62.98	10.36
DAGANA	DAGA HIGHER SECONDARY SCHOOL	52	35	87	52	35	87	67.37	10.12	61.59	9.51	65.04	10.23
	DAGAPELA MIDDLE SECONDARY SCHOOL	41	29	70	41	28	69	65.68	11.60	62.12	11.05	64.21	11.43
	DRUKJEGANG HIGHER SECONDARY SCHOOL	77	68	145	77	68	145	68.59	9.68	66.69	8.47	67.70	9.15
	GESARLING CENTRAL SCHOOL	61	65	126	61	65	126	70.69	8.70	67.66	9.48	69.13	9.20
	LHAMOYZINGKHA MIDDLE SECONDARY SCHOOL	20	30	50	20	30	50	56.80	8.29	58.60	9.82	57.88	9.19
	DZONGKHAG SUMMARY	251	227	478	251	226	477	67.43	10.34	64.53	9.94	66.05	10.24
	GASA	30	43	73	30	43	73	69.77	8.36	68.52	11.11	69.03	10.03
GELEPHU THROMDE	GELEPHU HIGHER SECONDARY SCHOOL	108	133	241	108	128	236	62.73	10.42	56.28	10.92	59.17	11.15
	PELRITHANG MIDDLE SECONDARY SCHOOL	63	58	121	63	56	119	59.91	9.65	57.91	11.55	58.95	10.60
	THROMDE SUMMARY	171	191	362	171	184	355	61.69	10.20	56.77	11.11	59.10	10.96
	HAA	33	24	57	33	24	57	60.52	8.44	60.21	7.33	60.39	7.92
LHUNTSE	CHUNGDU ARM FORCE PUBLIC SCHOOL	33	24	57	33	24	57	60.52	8.44	60.21	7.33	60.39	7.92
	GONGZIM UGYEN DORJI CENTRAL SCHOOL	97	72	169	97	72	169	65.01	9.56	61.49	8.07	63.51	9.10
	DZONGKHAG SUMMARY	130	96	226	130	96	226	63.87	9.46	61.17	7.87	62.72	8.91
	AUTSHO CENTRAL SCHOOL	25	33	58	25	32	57	74.44	7.09	78.15	11.46	76.55	9.91
	LHUENTSE HIGHER SECONDARY SCHOOL	18	17	35	18	17	35	63.61	4.58	62.94	9.60	63.29	7.35
MONGAR	MINJEY MIDDLE SECONDARY SCHOOL	13	28	41	13	28	41	69.85	5.46	69.43	5.40	69.56	5.35
	TANGMACHU CENTRAL SCHOOL	69	82	151	69	82	151	71.15	8.81	70.24	9.29	70.66	9.05
	DZONGKHAG SUMMARY	125	160	285	125	159	284	70.59	8.27	70.96	10.14	70.79	9.35
	CHASKHAR CENTRAL SCHOOL	19	21	40	19	21	40	64.55	6.59	66.43	9.44	65.54	8.16
	DRAMETSE CENTRAL SCHOOL	30	36	66	30	36	66	69.50	6.27	69.94	6.05	69.74	6.11



Pupil Performance Report **2018**

DZONGKHAG	SCHOOL	APPEARED			PASS			FEMALE		MALE		TOTAL	
		F	M	TOT	F	M	TOT	MEAN	SD	MEAN	SD	MEAN	SD
	GYELPOZHING CENTRAL SCHOOL	103	101	204	103	100	203	65.90	9.93	65.49	11.24	65.70	10.57
	KIDHEYKHAR MIDDLE SECONDARY SCHOOL	29	17	46	29	17	46	73.05	9.23	69.88	6.78	71.88	8.47
	MONGAR HIGHER SECONDARY SCHOOL	64	79	143	64	79	143	70.23	10.10	68.78	11.56	69.43	10.92
	YADI HIGHER SECONDARY SCHOOL	43	63	106	43	63	106	70.38	7.98	69.67	9.05	69.96	8.60
	DZONGKHAG SUMMARY	288	317	605	288	316	604	68.54	9.41	67.94	10.23	68.23	9.84
PARO	BITEKHA MIDDLE SECONDARY SCHOOL	39	27	66	39	27	66	71.95	8.84	70.30	8.65	71.27	8.73
	DRUKGYEL CENTRAL SCHOOL	103	88	191	103	88	191	64.36	8.41	62.08	8.16	63.31	8.35
	KHANGKHU MIDDLE SECONDARY SCHOOL	46	31	77	46	30	76	69.29	9.98	63.40	13.09	66.92	11.62
	LANGO MIDDLE SECONDARY SCHOOL	37	30	67	37	28	65	64.62	11.12	57.62	14.49	61.49	13.11
	SHABA MIDDLE SECONDARY SCHOOL	76	39	115	76	39	115	67.09	8.33	63.49	10.19	65.87	9.12
	SHARI HIGHER SECONDARY SCHOOL	41	30	71	41	28	69	60.18	9.53	55.70	10.67	58.29	10.20
	UTPAL HIGHER SECONDARY SCHOOL	10	20	30	10	20	30	53.40	10.15	54.70	6.97	54.27	8.01
	WANAKHA CENTRAL SCHOOL	18	9	27	18	9	27	65.67	7.04	62.00	6.07	64.44	6.85
	DZONGKHAG SUMMARY	370	274	644	370	269	639	65.66	9.73	61.51	10.86	63.90	10.43
	PEMAGATSHEL	NANGKOR CENTRAL SCHOOL	27	23	50	27	23	50	69.72	8.47	69.91	11.30	69.81
NGANGLAM HIGHER SECONDARY SCHOOL		79	80	159	79	80	159	68.06	8.85	64.61	9.28	66.32	9.21
PEMA GATSHEL MIDDLE SECONDARY SCHOOL		50	48	98	50	48	98	69.40	10.33	68.55	11.52	68.98	10.88
YELCHEN CENTRAL SCHOOL		24	32	56	24	32	56	78.96	6.13	76.30	9.81	77.44	8.47
YURUNG CENTRAL SCHOOL		55	64	119	55	64	119	68.65	9.12	70.11	8.47	69.44	8.77
DZONGKHAG SUMMARY	235	247	482	235	247	482	69.79	9.45	68.81	10.42	69.29	9.96	
PHUNTSHOLING THROMDE	PHUENTSHOLING HIGHER SECONDARY SCHOOL	65	63	128	65	61	126	59.76	8.16	56.05	11.45	57.93	10.05
	PHUENTSHOLING MIDDLE SECONDARY SCHOOL	50	48	98	50	48	98	63.57	8.89	54.60	6.82	59.18	9.10
	SONAMGANG MIDDLE SECONDARY SCHOOL	60	68	128	58	67	125	60.84	12.01	57.10	11.45	58.85	11.82
	THROMDE SUMMARY	175	179	354	173	176	349	61.22	9.91	56.06	10.41	58.61	10.47
PUNAKHA	DASHIDING HIGHER SECONDARY SCHOOL	38	42	80	38	42	80	65.24	8.58	62.21	11.34	63.65	10.17
	DECHENTSEMO CENTRAL SCHOOL	55	27	82	55	27	82	58.15	8.99	57.52	7.99	57.94	8.63
	KABESA MIDDLE SEONDARY SCHOOL	28	16	44	28	16	44	70.79	7.26	68.91	8.97	70.10	7.88
	KHURUTHANG MIDDLE SECONDARY SCHOOL	26	25	51	26	25	51	56.40	6.23	55.28	7.03	55.85	6.59
	PUNAKHA CENTRAL SCHOOL	24	27	51	24	27	51	74.13	7.03	67.94	8.83	70.85	8.55
	TASHIDINGKHA MIDDLE SECONDARY SCHOOL	72	57	129	72	57	129	73.95	7.16	70.41	8.54	72.39	7.97
	UGYEN ACADEMY HIGHER SECONDARY SCHOOL	46	62	108	46	62	108	62.29	7.62	57.07	7.11	59.30	7.74
DZONGKHAG SUMMARY	289	256	545	289	256	545	66.07	10.22	62.64	10.36	64.46	10.42	
SAMDRUP JONGKHAR	GARPAWONG MIDDLE SECONDARY SCHOOL	30	32	62	30	32	62	63.82	7.73	57.28	6.68	60.44	7.87
	GOMDAR CENTRAL SCHOOL	43	47	90	43	47	90	66.69	6.22	66.79	7.30	66.74	6.77
	JOMOTSHANGKHA MIDDLE SECONDARY SCHOOL	13	12	25	13	12	25	64.00	9.77	60.08	9.51	62.12	9.65
	KARMALING HIGHER SECONDARY SCHOOL	30	22	52	30	22	52	77.13	7.59	73.45	9.41	75.58	8.52
	MARTSHALLA MIDDLE SECONDARY SCHOOL	39	36	75	39	36	75	80.55	8.09	77.36	9.24	79.02	8.75
	MINJIWOONG CENTRAL SCHOOL	58	58	116	58	56	114	65.62	6.12	66.25	13.09	65.94	10.18
	ORONG HIGHER SECONDARY SCHOOL	51	43	94	51	43	94	65.38	7.53	61.67	7.58	63.69	7.74

DZONGKHAG	SCHOOL	APPEARED			PASS			FEMALE		MALE		TOTAL	
		F	M	TOT	F	M	TOT	MEAN	SD	MEAN	SD	MEAN	SD
	PHUNTSHOTANG MIDDLE SECONDARY SCHOOL	39	35	74	39	34	73	58.94	8.67	61.24	8.79	60.03	8.74
	DZONGKHAG SUMMARY	303	285	588	303	282	585	67.68	9.93	65.73	11.07	66.74	10.54
SAMDRUP JONGKHAR THROMDE	SAMDRUP JONGKHAR MIDDLE SECONDARY SCHOOL	46	22	68	46	22	68	72.99	9.48	69.93	10.36	72.00	9.81
	THROMDE SUMMARY	46	22	68	46	22	68	72.99	9.48	69.93	10.36	72.00	9.81
SAMTSE	DOROKHA CENTRAL SCHOOL	103	86	189	101	85	186	61.03	10.39	63.19	11.55	62.01	10.95
	GOMTU MIDDLE SECONDARY SCHOOL	65	54	119	65	54	119	63.25	10.87	59.04	11.46	61.34	11.29
	PELJORLING HIGHER SECONDARY SCHOOL	113	82	195	113	82	195	58.73	8.78	55.62	10.78	57.42	9.77
	SAMTSE HIGHER SECONDARY SCHOOL	87	107	194	87	105	192	58.98	9.52	58.40	10.54	58.66	10.08
	TENDRUK CENTRAL SCHOOL	100	107	207	100	106	206	62.90	10.03	58.13	9.37	60.43	9.96
	YOESLTSE MIDDLE SECONDARY SCHOOL	50	58	108	49	56	105	56.35	12.29	50.11	9.25	53.00	11.16
	DZONGKHAG SUMMARY	518	494	1012	515	488	1003	60.37	10.30	57.81	11.04	59.12	10.74
SARPANG	NORBULING CENTRAL SCHOOL	137	102	239	136	98	234	60.51	10.67	59.94	11.63	60.27	11.07
	SARPANG CENTRAL SCHOOL	125	99	224	124	95	219	60.18	12.61	56.29	12.42	58.46	12.65
	DZONGKHAG SUMMARY	262	201	463	260	193	453	60.35	11.61	58.14	12.13	59.39	11.88
THIM-THROM	BABESA MIDDLE SECONDARY SCHOOL	78	54	132	78	53	131	62.00	9.24	57.10	9.44	60.00	9.59
	CHANGANGKHA MIDDLE SECONDARY SCHOOL	53	44	97	52	42	94	63.04	11.33	59.58	12.80	61.47	12.08
	DECHHENCHOELING HIGHER SECONDARY SCHOOL	81	84	165	81	82	163	60.48	9.97	58.25	10.17	59.35	10.10
	DR.TOBYEL SCHOOL	17	9	26	16	9	25	51.74	11.02	54.28	9.69	52.62	10.45
	DRUK SCHOOL	9	16	25	9	16	25	68.06	11.74	60.84	12.04	63.44	12.21
	ELC HIGH SCHOOL	2	12	14	2	12	14	45.75	7.42	58.88	7.37	57.00	8.54
	LOSELING MIDDLE SECONDARY SCHOOL	72	64	136	72	63	135	65.20	9.40	59.84	9.11	62.68	9.61
	LUNGTENZAMPA MIDDLE SECONDARY SCHOOL	184	199	383	182	196	378	62.42	10.95	56.40	10.21	59.29	10.98
	MOTITHANG HIGHER SECONDARY SCHOOL	118	112	230	117	111	228	67.18	11.86	58.19	10.58	62.80	12.10
	PELKHIL SCHOOL	10	20	30	10	17	27	56.15	4.28	50.35	10.40	52.28	9.18
	YANGCHENPHUG HIGHER SECONDARY SCHOOL	138	95	233	131	90	221	59.74	12.70	55.35	13.02	57.95	12.99
	ZHILUKHA MIDDLE SECONDARY SCHOOL	57	34	91	57	34	91	67.20	9.01	63.94	8.88	65.98	9.06
	THROMDE SUMMARY	819	743	1562	807	725	1532	62.76	11.31	57.57	10.82	60.29	11.38
THIMPHU	KHASADRAPCHU MIDDLE SECONDARY SCHOOL	33	39	72	32	36	68	58.35	9.09	54.51	9.04	56.27	9.20
	KUZUCHEN MIDDLE SECONDARY SCHOOL	15	13	28	15	13	28	68.30	5.85	59.92	4.19	64.41	6.61
	WANGBAMA CENTRAL SCHOOL	69	74	143	69	72	141	65.49	9.50	63.60	10.06	64.51	9.81
	DZONGKHAG SUMMARY	117	126	243	116	121	237	63.83	9.62	60.41	10.13	62.06	10.02
TRASHIGANG	BARTSHAM CENTRAL SCHOOL	31	35	66	31	35	66	75.03	6.96	74.91	7.12	74.97	6.99
	DUNGTSJE CENTRAL SCHOOL	50	52	102	50	52	102	77.16	7.46	77.74	9.12	77.46	8.31
	GONGTHUNG MIDDLE SECONDARY SCHOOL	28	29	57	28	29	57	75.09	7.55	76.05	8.88	75.58	8.19
	JAMPELING HIGHER SECONDARY SCHOOL	34	38	72	34	38	72	64.76	7.74	66.04	10.45	65.44	9.23
	JIGME SHERUBLING CENTRAL SCHOOL	72	55	127	72	55	127	70.60	9.32	72.15	9.61	71.27	9.44
	RADHI MIDDLE SECONDARY SCHOOL	11	11	22	11	11	22	66.14	5.25	64.41	8.38	65.27	6.88
	RANGJUNG CENTRAL SCHOOL	69	64	133	69	64	133	74.16	7.22	74.17	9.20	74.17	8.20
	THRIMSHING CENTRAL SCHOOL	54	50	104	54	50	104	78.69	7.92	76.50	7.51	77.64	7.77
	TRASHIGANG MIDDLE SECONDARY SCHOOL	15	17	32	15	17	32	61.73	6.85	59.15	8.35	60.36	7.68



DZONGKHAG	SCHOOL	APPEARED			PASS			FEMALE		MALE		TOTAL	
		F	M	TOT	F	M	TOT	MEAN	SD	MEAN	SD	MEAN	SD
	TRASHITSE HIGHER SECONDARY SCHOOL	45	57	102	45	57	102	67.02	11.31	69.54	9.68	68.43	10.45
	UDZORONG CENTRAL SCHOOL	38	24	62	38	24	62	66.71	8.65	70.08	10.14	68.02	9.33
	DZONGKHAG SUMMARY	447	432	879	447	432	879	71.91	9.56	72.41	10.07	72.15	9.81
TRASHIYANGTSE	BAYLING CENTRAL SCHOOL	64	47	111	64	47	111	66.06	7.86	64.47	9.46	65.39	8.57
	KUNZANGLING CENTRAL SCHOOL	30	37	67	30	37	67	71.15	8.47	72.82	7.06	72.07	7.71
	RAMJAR MIDDLE SEONDARY SCHOOL	31	42	73	31	42	73	67.10	7.80	66.04	8.31	66.49	8.06
	TSENKARLA CENTRAL SCHOOL	72	55	127	72	55	127	70.67	7.67	68.06	7.88	69.54	7.84
	DZONGKHAG SUMMARY	197	181	378	197	181	378	68.68	8.13	67.63	8.72	68.18	8.42
TRONGSA	SAMCHOLING MIDDLE SECONDARY SCHOOL	23	29	52	23	29	52	65.43	6.53	60.05	7.91	62.43	7.75
	SHERUBLING CENTRAL SCHOOL	52	39	91	52	39	91	73.86	10.86	70.92	7.95	72.60	9.78
	TAKTSE CENTRAL SCHOOL	34	30	64	34	30	64	67.34	7.62	65.03	9.15	66.26	8.38
	TSHANGKHA CENTRAL CHOOOL	42	32	74	42	32	74	80.10	7.54	79.41	9.48	79.80	8.38
	DZONGKHAG SUMMARY	151	130	281	151	130	281	72.84	10.25	69.23	11.05	71.17	10.76
TSIRANG	DAMPHU CENTRAL SCHOOL	116	130	246	116	129	245	63.01	9.58	58.27	10.53	60.50	10.35
	MENDREGANG CENTRAL SCHOOL	91	82	173	91	82	173	63.18	9.52	61.17	8.68	62.23	9.16
	DZONGKHAG SUMMARY	207	212	419	207	211	418	63.08	9.53	59.39	9.94	61.21	9.90
WANGDUE PHODRANG	BAJOTHANG HIGHER SECONDARY SCHOOL	93	83	176	92	78	170	62.75	9.75	59.46	14.62	61.20	12.37
	GASELO CENTRAL SCHOOL	26	53	79	26	53	79	73.81	8.02	68.72	8.62	70.39	8.71
	PHOBIKHA CENTRAL SCHOOL	29	29	58	29	29	58	75.66	6.18	79.90	5.65	77.78	6.25
	SAMTENGANG CENTRAL SCHOOL	85	69	154	85	69	154	68.60	9.60	66.12	8.46	67.49	9.16
	DZONGKHAG SUMMARY	233	234	467	232	229	461	67.72	10.24	66.05	12.55	66.89	11.47
ZHEMGANG	BULI CENTRAL SCHOOL	40	41	81	40	41	81	72.91	6.53	72.48	9.56	72.69	8.15
	SONAMTHANG CENTRAL SCHOOL	62	61	123	62	60	122	67.37	6.10	64.65	11.30	66.02	9.13
	YEBILAP TSA MIDDLE SECONDARY SCHOOL	60	55	115	60	55	115	64.46	7.02	63.79	9.23	64.14	8.13
	ZHEMGANG CENTRAL SCHOOL	33	23	56	33	23	56	66.38	8.42	61.52	10.69	64.38	9.63
	DZONGKHAG SUMMARY	195	180	375	195	179	374	67.44	7.49	65.77	10.83	66.64	9.27
	OVERALL	6183	5754	11937	6159	5684	11843	65.60	10.63	63.24	11.78	64.46	11.26

MATHEMATICS

DZONGKHAG	SCHOOL	APPEARED			PASS			FEMALE		MALE		TOTAL	
		F	M	TOT	F	M	TOT	MEAN	SD	MEAN	SD	MEAN	SD
BUMTHANG	CHUMEY MIDDLE SECONDARY SCHOOL	36	21	57	34	16	50	44.93	9.27	44.86	10.02	44.91	9.47
	JAKAR HIGHER SECONDARY SCHOOL	71	52	123	64	50	114	49.36	13.65	49.92	11.48	49.60	12.73
	TANG CENTRAL SCHOOL	34	35	69	33	33	66	49.71	9.66	46.65	8.61	48.15	9.20
	URA CENTRAL SCHOOL	24	18	42	23	17	40	54.18	13.09	53.74	11.70	53.99	12.37
	DZONGKHAG SUMMARY	165	126	291	154	116	270	49.17	12.18	48.71	10.80	48.97	11.58
CHHUKHA	AREKHA MIDDLE SECONDARY SCHOOL	24	6	30	19	5	24	45.48	10.86	43.27	17.45	45.03	12.12
	CHAPCHA MIDDLE SECONDARY SCHOOL	37	34	71	34	33	67	49.15	12.31	51.16	14.14	50.11	13.16
	CHUKHA CENTRAL SCHOOL	94	88	182	76	74	150	50.83	16.10	49.50	16.33	50.19	16.18
	CHUMIGTHANG MIDDLE SECONDARY SCHOOL	45	36	81	35	33	68	45.62	13.41	47.42	12.18	46.42	12.83
	DARLA MIDDLE SECONDARY SCHOOL	39	45	84	37	37	74	51.94	12.71	50.63	14.86	51.24	13.84
	GEDU HIGHER SECONDARY SCHOOL	44	19	63	35	16	51	47.80	14.99	47.29	15.09	47.64	14.90
	KAMJI MIDDLE SECONDARY SCHOOL	72	72	144	50	61	111	42.41	12.14	44.96	11.52	43.69	11.86
	PAKSHIKHA CENTRAL SCHOOL	68	70	138	45	63	108	42.21	12.85	52.28	15.91	47.32	15.28
	WANGCHUK MIDDLE SECONDARY SCHOOL	36	28	64	30	24	54	51.18	15.55	49.95	14.10	50.64	14.83
	DZONGKHAG SUMMARY	459	398	857	361	346	707	47.14	14.20	49.08	14.65	48.04	14.43

DZONGKHAG	SCHOOL	APPEARED			PASS			FEMALE		MALE		TOTAL	
		F	M	TOT	F	M	TOT	MEAN	SD	MEAN	SD	MEAN	SD
DAGANA	DAGA HIGHER SECONDARY SCHOOL	52	35	87	46	31	77	49.60	12.40	50.70	15.55	50.04	13.68
	DAGAPELA MIDDLE SECONDARY SCHOOL	41	29	70	35	24	59	52.45	14.94	48.49	15.00	50.81	14.98
	DRUKJEGANG HIGHER SECONDARY SCHOOL	77	68	145	59	59	118	43.15	11.64	50.39	14.54	46.55	13.53
	GESARLING CENTRAL SCHOOL	61	65	126	55	55	110	47.15	11.95	53.51	16.26	50.43	14.63
	LHAMOYZINGKHA MIDDLE SECONDARY SCHOOL	20	30	50	19	30	49	53.39	15.40	57.51	15.95	55.86	15.71
	DZONGKHAG SUMMARY	251	227	478	214	199	413	47.79	13.19	52.03	15.55	49.81	14.50
GASA	BJISHONG CENTRAL SCHOOL	30	43	73	26	38	64	44.48	9.04	53.48	16.88	49.78	14.80
	DZONGKHAG SUMMARY	30	43	73	26	38	64	44.48	9.04	53.48	16.88	49.78	14.80
GELEPHU THROMDE	GELEPHU HIGHER SECONDARY SCHOOL	108	134	242	91	110	201	48.25	14.64	49.48	15.70	48.93	15.22
	PELRITHANG MIDDLE SECONDARY SCHOOL	63	58	121	50	45	95	47.89	14.00	47.47	16.18	47.68	15.02
	THROMDE SUMMARY	171	192	363	141	155	296	48.12	14.37	48.87	15.83	48.52	15.14
HAA	CHUNGDU ARM FORCE PUBLIC SCHOOL	33	24	57	28	22	50	45.02	10.54	54.72	16.00	49.11	13.86
	GONGZIM UGYEN DORJI CENTRAL SCHOOL	101	80	181	83	74	157	49.82	17.47	51.16	14.96	50.42	16.38
	DZONGKHAG SUMMARY	134	104	238	111	96	207	48.64	16.14	51.98	15.20	50.10	15.79
LHUNTSE	AUTSHO CENTRAL SCHOOL	25	33	58	13	23	36	36.40	7.29	44.70	14.68	41.12	12.67
	LHUENTSE HIGHER SECONDARY SCHOOL	18	17	35	17	16	33	58.57	12.81	65.47	20.10	61.92	16.86
	MINJEY MIDDLE SECONDARY SCHOOL	13	28	41	13	28	41	57.71	10.18	58.06	10.15	57.95	10.03
	TANGMACHU CENTRAL SCHOOL	69	82	151	55	64	119	45.11	12.46	45.26	12.59	45.19	12.49
	DZONGKHAG SUMMARY	125	160	285	98	131	229	46.62	13.56	49.53	15.38	48.25	14.66
MONGAR	CHASKHAR CENTRAL SCHOOL	19	21	40	13	19	32	44.14	11.54	47.13	9.83	45.71	10.65
	DRAMETSE CENTRAL SCHOOL	30	36	66	28	30	58	50.54	12.31	50.33	12.18	50.42	12.15
	GYELPOZHING CENTRAL SCHOOL	103	101	204	85	73	158	48.09	15.81	43.08	12.48	45.61	14.44
	KIDHEYKHAR MIDDLE SECONDARY SCHOOL	29	17	46	26	16	42	47.92	10.95	57.73	18.62	51.55	14.86
	MONGAR HIGHER SECONDARY SCHOOL	64	79	143	61	73	134	49.93	11.78	56.64	16.99	53.63	15.21
	YADI HIGHER SECONDARY SCHOOL	43	63	106	41	62	103	48.80	12.47	64.17	16.64	57.94	16.83
	DZONGKHAG SUMMARY	288	317	605	254	273	527	48.58	13.40	52.53	16.69	50.65	15.33
PARO	BITEKHA MIDDLE SECONDARY SCHOOL	39	27	66	35	26	61	47.85	12.93	54.47	14.33	50.56	13.81
	DRUKGYEL CENTRAL SCHOOL	103	88	191	83	79	162	50.19	17.13	52.03	17.60	51.04	17.33
	KHANGKHU MIDDLE SECONDARY SCHOOL	46	31	77	39	30	69	52.97	17.53	50.83	12.74	52.11	15.72
	LANGO MIDDLE SECONDARY SCHOOL	37	30	67	32	27	59	47.97	14.20	49.99	15.12	48.87	14.54
	SHABA MIDDLE SECONDARY SCHOOL	76	40	116	70	35	105	48.87	12.47	50.88	14.29	49.56	13.10
	SHARI HIGHER SECONDARY SCHOOL	41	30	71	38	27	65	49.84	13.85	46.87	13.34	48.59	13.62
	UTPAL HIGHER SECONDARY SCHOOL	10	20	30	5	17	22	38.52	9.30	50.12	17.77	46.25	16.27
	WANAKHA CENTRAL SCHOOL	18	9	27	17	6	23	40.73	4.60	44.78	13.56	42.08	8.61
	DZONGKHAG SUMMARY	370	275	645	319	247	566	48.98	14.83	50.80	15.49	49.76	15.13
PEMAGATSHEL	NANGKOR CENTRAL SCHOOL	27	23	50	23	22	45	54.62	17.52	55.35	14.24	54.96	15.94
	NGANGLAM HIGHER SECONDARY SCHOOL	79	80	159	65	66	131	45.36	12.39	46.07	13.58	45.72	12.96
	PEMA GATSHEL MIDDLE SECONDARY SCHOOL	50	48	98	44	44	88	47.46	11.97	49.05	12.44	48.24	12.17
	YELCHEN CENTRAL SCHOOL	24	32	56	22	28	50	55.67	15.45	52.76	15.94	54.00	15.66
	YURUNG CENTRAL SCHOOL	55	64	119	46	54	100	45.09	13.98	46.22	13.24	45.70	13.54
	DZONGKHAG SUMMARY	235	247	482	200	214	414	47.86	14.12	48.42	13.92	48.15	14.01



Pupil Performance Report **2018**

DZONGKHAG	SCHOOL	APPEARED			PASS			FEMALE		MALE		TOTAL	
		F	M	TOT	F	M	TOT	MEAN	SD	MEAN	SD	MEAN	SD
PHUNTSHOLING THROMDE	PHUENTSHOLING HIGHER SECONDARY SCHOOL	65	63	128	55	52	107	51.66	17.21	49.53	17.24	50.61	17.19
	PHUENTSHOLING MIDDLE SECONDARY SCHOOL	50	48	98	49	42	91	63.02	18.67	55.22	16.17	59.20	17.83
	SONAMGANG MIDDLE SECONDARY SCHOOL	60	68	128	49	53	102	46.53	14.23	45.95	15.92	46.22	15.10
	THROMDE SUMMARY	175	179	354	153	147	300	53.15	17.88	49.70	16.78	51.40	17.39
PUNAKHA	DASHIDING HIGHER SECONDARY SCHOOL	38	42	80	33	41	74	47.66	10.36	56.52	17.81	52.31	15.32
	DECHENTSEMO CENTRAL SCHOOL	55	27	82	43	23	66	49.87	15.50	51.64	16.11	50.45	15.63
	KABESA MIDDLE SECONDARY SCHOOL	28	16	44	28	15	43	54.24	15.49	56.24	15.64	54.97	15.39
	KHURUTHANG MIDDLE SECONDARY SCHOOL	26	25	51	18	14	32	39.60	8.58	38.21	11.92	38.92	10.27
	PUNAKHA CENTRAL SCHOOL	24	28	52	22	25	47	56.18	13.82	52.28	16.46	54.08	15.28
	TASHIDINGKHA MIDDLE SECONDARY SCHOOL	72	57	129	56	51	107	44.22	11.24	44.80	9.91	44.47	10.64
	UGYEN ACADEMY HIGHER SECONDARY SCHOOL	48	63	111	48	63	111	61.38	16.00	61.56	14.26	61.48	14.97
	DZONGKHAG SUMMARY	291	258	549	248	232	480	50.10	14.82	52.40	16.13	51.18	15.48
SAMDRUP JONGKHAR	GARPAWONG MIDDLE SECONDARY SCHOOL	30	32	62	23	29	52	47.55	14.90	53.33	13.47	50.53	14.36
	GOMDAR CENTRAL SCHOOL	43	47	90	37	40	77	52.98	17.85	50.08	14.04	51.46	15.95
	JOMOTSHANGKHA MIDDLE SECONDARY SCHOOL	13	12	25	13	12	25	55.88	13.58	53.23	15.60	54.61	14.34
	KARMALING HIGHER SECONDARY SCHOOL	30	22	52	24	20	44	47.08	15.89	50.65	15.12	48.59	15.52
	MARTSHALLA MIDDLE SECONDARY SCHOOL	39	36	75	33	31	64	47.85	11.21	48.99	13.40	48.40	12.24
	MINJIWOONG CENTRAL SCHOOL	58	58	116	47	53	100	50.96	14.61	58.69	18.33	54.83	16.95
	ORONG HIGHER SECONDARY SCHOOL	51	43	94	30	30	60	40.85	13.11	42.04	13.70	41.40	13.33
	PHUNTSHOTHANG MIDDLE SECONDARY SCHOOL	39	35	74	30	33	63	41.65	9.59	49.98	13.07	45.59	12.04
	DZONGKHAG SUMMARY	303	285	588	237	248	485	47.44	14.66	51.01	15.55	49.17	15.19
SAMDRUP JONGKHAR THROMDE	SAMDRUP JONGKHAR MIDDLE SECONDARY SCHOOL	46	22	68	45	19	64	60.79	15.55	50.45	12.21	57.44	15.26
	THROMDE SUMMARY	46	22	68	45	19	64	60.79	15.55	50.45	12.21	57.44	15.26
SAMTSE	DOROKHA CENTRAL SCHOOL	103	86	189	66	73	139	41.40	12.71	49.44	14.24	45.06	13.98
	GOMTU MIDDLE SECONDARY SCHOOL	65	55	120	55	47	102	48.35	13.52	49.97	15.54	49.09	14.44
	PELJORLING HIGHER SECONDARY SCHOOL	113	82	195	92	75	167	47.28	14.80	52.76	15.53	49.58	15.31
	SAMTSE HIGHER SECONDARY SCHOOL	87	107	194	68	86	154	49.08	15.87	51.67	18.21	50.51	17.21
	TENDRUK CENTRAL SCHOOL	100	107	207	89	97	186	49.21	13.04	56.89	17.32	53.18	15.84
	YOESLTSE MIDDLE SECONDARY SCHOOL	50	58	108	27	37	64	38.49	10.01	39.21	9.24	38.88	9.57
DZONGKHAG SUMMARY	518	495	1013	397	415	812	46.07	14.15	50.94	16.47	48.45	15.51	
SARPANG	NORBULING CENTRAL SCHOOL	137	102	239	106	84	190	44.60	12.85	47.95	16.14	46.03	14.41
	SARPANG CENTRAL SCHOOL	126	101	227	102	92	194	47.00	14.13	50.72	14.47	48.66	14.37
	DZONGKHAG SUMMARY	263	203	466	208	176	384	45.75	13.51	49.33	15.36	47.31	14.44
THIM-THROM	BABESA MIDDLE SECONDARY SCHOOL	82	55	137	77	48	125	53.31	14.20	49.64	13.22	51.84	13.89
	CHANGANGKHA MIDDLE SECONDARY SCHOOL	53	44	97	51	39	90	55.10	14.89	55.39	18.44	55.23	16.50
	DECHHENCHOELING HIGHER SECONDARY SCHOOL	81	84	165	67	70	137	48.40	15.67	47.23	14.14	47.80	14.88
	DR.TOBYGEL SCHOOL	17	9	26	17	9	26	56.05	15.33	58.82	18.62	57.01	16.22
	DRUK SCHOOL	9	17	26	9	15	24	71.18	16.24	55.81	17.39	61.13	18.26
	ELC HIGH SCHOOL	2	12	14	2	12	14	45.60	1.70	44.80	4.34	44.91	4.03

DZONGKHAG	SCHOOL	APPEARED			PASS			FEMALE		MALE		TOTAL	
		F	M	TOT	F	M	TOT	MEAN	SD	MEAN	SD	MEAN	SD
	LOSELING MIDDLE SECONDARY SCHOOL	72	64	136	69	59	128	53.62	15.28	53.39	15.24	53.51	15.21
	LUNGTENZAMPA MIDDLE SECONDARY SCHOOL	184	199	383	171	177	348	54.73	16.78	49.57	13.68	52.05	15.45
	MOTITHANG HIGHER SECONDARY SCHOOL	118	112	230	105	86	191	51.64	15.42	45.02	12.48	48.42	14.42
	PELKHIL SCHOOL	11	20	31	8	18	26	51.67	19.66	49.24	15.95	50.10	17.07
	YANGCHENPHUG HIGHER SECONDARY SCHOOL	142	95	237	135	88	223	56.85	16.42	53.36	15.06	55.45	15.95
	ZHILUKHA MIDDLE SECONDARY SCHOOL	57	34	91	49	34	83	48.74	13.23	53.75	14.53	50.62	13.86
	THROMDE SUMMARY	828	745	1573	760	655	1415	53.55	15.93	50.14	14.63	51.94	15.42
THIMPHU	KHASADRACHU MIDDLE SECONDARY SCHOOL	33	39	72	32	34	66	49.49	11.24	54.35	15.97	52.13	14.12
	KUZUCHEN MIDDLE SECONDARY SCHOOL	15	13	28	14	13	27	51.92	8.45	59.26	14.73	55.33	12.14
	WANGBAMA CENTRAL SCHOOL	69	74	143	65	74	139	50.70	11.88	59.22	12.65	55.11	12.96
	DZONGKHAG SUMMARY	117	126	243	111	121	232	50.51	11.26	57.72	14.03	54.25	13.25
TRASHIGANG	BARTSHAM CENTRAL SCHOOL	31	35	66	29	33	62	50.03	13.92	53.58	14.37	51.91	14.16
	DUNGTSE CENTRAL SCHOOL	50	52	102	43	52	95	48.92	13.01	57.48	15.97	53.29	15.15
	GONGTHUNG MIDDLE SECONDARY SCHOOL	28	29	57	28	29	57	52.30	12.43	64.60	14.22	58.56	14.63
	JAMPELING HIGHER SECONDARY SCHOOL	35	39	74	31	36	67	47.39	13.34	56.28	16.82	52.08	15.81
	JIGME SHERUBLING CENTRAL SCHOOL	72	56	128	68	54	122	55.19	14.18	57.32	13.94	56.12	14.06
	RADHI MIDDLE SECONDARY SCHOOL	11	11	22	11	11	22	52.33	10.78	60.09	14.37	56.21	13.02
	RANGJUNG CENTRAL SCHOOL	69	64	133	64	62	126	51.63	12.39	57.48	15.15	54.45	14.05
	THRIMSHING CENTRAL SCHOOL	54	50	104	48	48	96	54.15	15.10	50.23	13.11	52.27	14.25
	TRASHIGANG MIDDLE SECONDARY SCHOOL	15	17	32	13	17	30	51.48	14.10	53.33	14.19	52.46	13.95
	TRASHITSE HIGHER SECONDARY SCHOOL	45	57	102	41	54	95	49.84	13.38	55.25	14.86	52.86	14.41
	UDZORONG CENTRAL SCHOOL	38	24	62	29	22	51	44.78	12.70	54.88	17.32	48.69	15.35
	DZONGKHAG SUMMARY	448	434	882	405	418	823	51.05	13.63	56.15	15.14	53.56	14.61
TRASHIYANGTSE	BAYLING CENTRAL SCHOOL	64	47	111	47	37	84	45.72	15.44	49.46	15.98	47.30	15.71
	KUNZANGLING CENTRAL SCHOOL	30	37	67	25	34	59	46.88	11.78	55.69	16.50	51.74	15.13
	RAMJAR MIDDLE SEONDARY SCHOOL	31	42	73	27	35	62	45.93	13.97	46.34	14.13	46.16	13.97
	TSENKARLA CENTRAL SCHOOL	72	55	127	52	38	90	42.68	11.89	43.19	12.81	42.90	12.25
	DZONGKHAG SUMMARY	197	181	378	151	144	295	44.82	13.46	48.10	15.32	46.39	14.45
TRONGSA	SAMCHOLING MIDDLE SECONDARY SCHOOL	23	29	52	21	24	45	47.92	13.06	43.76	12.13	45.60	12.60
	SHERUBLING CENTRAL SCHOOL	52	39	91	43	35	78	49.40	15.48	44.87	11.94	47.46	14.18
	TAKTSE CENTRAL SCHOOL	34	30	64	28	20	48	44.59	10.35	44.21	12.39	44.42	11.26
	TSHANGKHA CENTRAL CHOOOL	42	32	74	36	28	64	49.53	14.51	53.12	17.05	51.08	15.65
	DZONGKHAG SUMMARY	151	130	281	128	107	235	48.13	13.84	46.50	13.89	47.38	13.86
TSIRANG	DAMPHU CENTRAL SCHOOL	116	130	246	88	95	183	46.29	15.09	45.98	14.34	46.13	14.67
	MENDREGANG CENTRAL SCHOOL	91	82	173	78	75	153	47.14	13.14	52.07	13.82	49.48	13.65
	DZONGKHAG SUMMARY	207	212	419	166	170	336	46.66	14.24	48.33	14.41	47.51	14.33
WANGDUE PHODRANG	BAJOTHANG HIGHER SECONDARY SCHOOL	93	83	176	76	61	137	46.88	12.85	46.83	16.44	46.86	14.61
	GASELO CENTRAL SCHOOL	26	53	79	26	52	78	57.15	9.90	54.78	12.33	55.56	11.58
	PHOBJIKHA CENTRAL SCHOOL	29	29	58	28	28	56	49.74	12.12	56.42	16.33	53.08	14.64
	SAMTENGANG CENTRAL SCHOOL	85	69	154	70	55	125	45.37	13.25	45.01	12.66	45.21	12.95
	DZONGKHAG SUMMARY	233	234	467	200	196	396	47.83	13.05	49.28	15.12	48.56	14.13
ZHEMGANG	BULI CENTRAL SCHOOL	40	41	81	36	34	70	48.36	12.31	47.07	11.87	47.71	12.03
	SONAMTHANG CENTRAL SCHOOL	62	61	123	49	41	90	44.72	13.30	43.07	12.17	43.90	12.73



DZONGKHAG	SCHOOL	APPEARED			PASS			FEMALE		MALE		TOTAL	
		F	M	TOT	F	M	TOT	MEAN	SD	MEAN	SD	MEAN	SD
	YEBILAP TSA MIDDLE SECONDARY SCHOOL	60	55	115	51	45	96	47.11	12.22	51.21	16.11	49.07	14.30
	ZHEMGANG CENTRAL SCHOOL	33	23	56	31	22	53	52.77	14.06	57.84	18.48	54.85	16.06
	DZONGKHAG SUMMARY	195	180	375	167	142	309	47.56	13.10	48.35	15.01	47.94	14.04
	OVERALL	6200	5773	11973	5254	5005	10259	48.91	14.56	50.68	15.39	49.77	14.99

PHYSICS

DZONGKHAG	SCHOOL	APPEARED			PASS			FEMALE		MALE		TOTAL	
		F	M	TOT	F	M	TOT	MEAN	SD	MEAN	SD	MEAN	SD
BUMTHANG	CHUMEY MIDDLE SECONDARY SCHOOL	36	21	57	36	21	57	55.96	11.11	57.87	11.22	56.66	11.09
	JAKAR HIGHER SECONDARY SCHOOL	71	52	123	64	49	113	51.69	13.09	53.28	13.88	52.36	13.39
	TANG CENTRAL SCHOOL	34	35	69	33	35	68	55.70	15.00	58.39	14.26	57.06	14.58
	URA CENTRAL SCHOOL	24	18	42	24	18	42	55.86	11.71	57.38	13.92	56.51	12.57
	DZONGKHAG SUMMARY	165	126	291	157	123	280	54.06	12.97	56.05	13.63	54.92	13.28
CHHUKHA	AREKHA MIDDLE SECONDARY SCHOOL	24	6	30	24	5	29	56.45	14.20	50.80	16.96	55.32	14.65
	CHAPCHA MIDDLE SECONDARY SCHOOL	37	34	71	36	34	70	60.74	14.69	67.79	13.19	64.11	14.34
	CHUKHA CENTRAL SCHOOL	94	88	182	80	75	155	49.60	15.50	50.04	14.17	49.81	14.83
	CHUMIGTHANG MIDDLE SECONDARY SCHOOL	45	36	81	43	33	76	51.78	14.74	52.74	12.45	52.21	13.69
	DARLA MIDDLE SECONDARY SCHOOL	39	45	84	39	42	81	58.01	13.01	57.93	14.40	57.97	13.69
	GEDU HIGHER SECONDARY SCHOOL	44	19	63	44	19	63	56.45	15.15	60.28	13.58	57.61	14.69
	KAMJI MIDDLE SECONDARY SCHOOL	72	72	144	57	64	121	45.99	13.87	52.25	15.02	49.12	14.75
	PAKSHIKHA CENTRAL SCHOOL	68	70	138	52	67	119	43.46	12.42	53.53	14.30	48.57	14.28
	WANGCHUK MIDDLE SECONDARY SCHOOL	36	28	64	32	26	58	59.47	16.28	56.49	14.03	58.17	15.29
	DZONGKHAG SUMMARY	459	398	857	407	365	772	51.74	15.47	54.66	14.85	53.10	15.25
DAGANA	DAGA HIGHER SECONDARY SCHOOL	52	35	87	51	34	85	55.79	14.29	58.40	14.70	56.84	14.43
	DAGAPELA MIDDLE SECONDARY SCHOOL	41	29	70	39	28	67	56.00	15.19	57.41	16.21	56.58	15.52
	DRUKJEGANG HIGHER SECONDARY SCHOOL	77	68	145	72	68	140	54.28	14.79	58.73	13.35	56.37	14.26
	GESARLING CENTRAL SCHOOL	61	65	126	56	64	120	54.72	14.25	63.58	15.05	59.29	15.27
	LHAMOYZINGKHA MIDDLE SECONDARY SCHOOL	20	30	50	20	30	50	54.99	11.38	66.07	15.18	61.64	14.72
	DZONGKHAG SUMMARY	251	227	478	238	224	462	55.04	14.29	60.87	14.87	57.81	14.84
GASA	BJISHONG CENTRAL SCHOOL	30	43	73	26	43	69	50.17	11.95	61.49	13.42	56.84	13.93
	DZONGKHAG SUMMARY	30	43	73	26	43	69	50.17	11.95	61.49	13.42	56.84	13.93
GELEPHU THROMDE	GELEPHU HIGHER SECONDARY SCHOOL	108	134	242	105	126	231	59.32	15.36	58.90	17.05	59.09	16.28
	PELRITHANG MIDDLE SECONDARY SCHOOL	63	58	121	57	51	108	52.37	15.45	52.53	18.43	52.44	16.87
	THROMDE SUMMARY	171	192	363	162	177	339	56.76	15.71	56.98	17.68	56.87	16.76
HAA	CHUNGDU ARM FORCE PUBLIC SCHOOL	33	24	57	27	24	51	49.30	13.93	60.83	14.84	54.15	15.31
	GONGZIM UGYEN DORJI CENTRAL SCHOOL	101	80	181	92	75	167	53.79	16.57	51.92	14.34	52.96	15.61
	DZONGKHAG SUMMARY	134	104	238	119	99	218	52.68	16.03	53.98	14.87	53.25	15.51
LHUNTSE	AUTSHO CENTRAL SCHOOL	25	33	58	22	30	52	47.36	11.71	61.04	17.19	55.14	16.44
	LHUNTSE HIGHER SECONDARY SCHOOL	18	17	35	17	16	33	58.82	14.59	65.94	17.62	62.28	16.30
	MINJEY MIDDLE SECONDARY SCHOOL	13	28	41	12	28	40	50.28	11.51	61.69	13.54	58.07	13.87
	TANGMACHU CENTRAL SCHOOL	69	82	151	65	76	141	52.79	14.08	57.38	14.46	55.28	14.42

DZONGKHAG	SCHOOL	APPEARED			PASS			FEMALE		MALE		TOTAL	
		F	M	TOT	F	M	TOT	MEAN	SD	MEAN	SD	MEAN	SD
	DZONGKHAG SUMMARY	125	160	285	116	150	266	52.31	13.74	59.80	15.37	56.51	15.12
MONGAR	CHASKHAR CENTRAL SCHOOL	19	21	40	19	21	40	47.69	8.14	53.86	11.00	50.93	10.11
	DRAMETSE CENTRAL SCHOOL	30	36	66	30	36	66	59.12	11.11	59.52	11.84	59.34	11.43
	GYELOPHZING CENTRAL SCHOOL	103	101	204	91	89	180	52.21	16.37	50.42	13.01	51.33	14.79
	KIDHEYKHAR MIDDLE SECONDARY SCHOOL	29	17	46	26	17	43	49.99	13.85	60.26	16.82	53.79	15.66
	MONGAR HIGHER SECONDARY SCHOOL	64	79	143	64	79	143	56.48	11.58	59.53	15.46	58.16	13.89
	YADI HIGHER SECONDARY SCHOOL	43	63	106	41	63	104	57.17	13.56	67.76	14.87	63.47	15.21
	DZONGKHAG SUMMARY	288	317	605	271	305	576	54.10	14.07	57.93	15.27	56.10	14.82
PARO	BITEKHA MIDDLE SECONDARY SCHOOL	39	27	66	30	24	54	48.54	14.89	57.74	15.80	52.31	15.82
	DRUKGYEL CENTRAL SCHOOL	103	88	191	91	81	172	55.35	16.78	55.19	18.22	55.27	17.41
	KHANGKHU MIDDLE SECONDARY SCHOOL	46	31	77	44	30	74	60.47	17.05	56.03	14.34	58.68	16.06
	LANGO MIDDLE SECONDARY SCHOOL	37	30	67	32	29	61	51.76	15.69	54.17	14.93	52.84	15.29
	SHABA MIDDLE SECONDARY SCHOOL	76	40	116	76	37	113	57.90	13.68	58.56	16.57	58.13	14.67
	SHARI HIGHER SECONDARY SCHOOL	41	30	71	40	29	69	58.67	16.50	57.57	15.05	58.20	15.80
	UTPAL HIGHER SECONDARY SCHOOL	10	20	30	5	15	20	35.07	7.07	44.64	12.80	41.45	12.00
	WANAKHA CENTRAL SCHOOL	18	9	27	16	9	25	45.49	10.22	55.73	10.28	48.91	11.18
	DZONGKHAG SUMMARY	370	275	645	334	254	588	54.77	16.16	55.42	16.24	55.05	16.19
PEMAGATSHEL	NANGKOR CENTRAL SCHOOL	27	23	50	26	23	49	57.80	16.01	58.70	11.12	58.22	13.84
	NGANGLAM HIGHER SECONDARY SCHOOL	79	80	159	72	78	150	48.38	12.31	51.05	11.66	49.73	12.02
	PEMA GATSHEL MIDDLE SECONDARY SCHOOL	50	48	98	46	45	91	49.96	13.08	52.94	15.26	51.42	14.19
	YELCHEN CENTRAL SCHOOL	24	32	56	23	31	54	55.55	14.13	58.36	12.43	57.15	13.14
	YURUNG CENTRAL SCHOOL	55	64	119	49	60	109	49.55	13.53	58.11	15.46	54.15	15.16
	DZONGKHAG SUMMARY	235	247	482	216	237	453	50.81	13.68	54.90	13.82	52.91	13.89
PHUNTSHOLING THROMDE	PHUNTSHOLING HIGHER SECONDARY SCHOOL	65	63	128	58	56	114	56.59	15.95	53.90	16.34	55.27	16.14
	PHUNTSHOLING MIDDLE SECONDARY SCHOOL	50	48	98	49	46	95	63.75	15.98	55.86	14.82	59.89	15.85
	SONAMGANG MIDDLE SECONDARY SCHOOL	60	68	128	56	55	111	50.45	12.90	51.29	14.81	50.89	13.90
		THROMDE SUMMARY	175	179	354	163	157	320	56.53	15.80	53.43	15.39	54.96
PUNAKHA	DASHIDING HIGHER SECONDARY SCHOOL	38	42	80	38	42	80	60.66	12.01	63.91	15.49	62.37	13.96
	DECHENTSEMO CENTRAL SCHOOL	55	27	82	50	24	74	52.65	14.33	52.49	15.67	52.60	14.68
	KABESA MIDDLE SEONDARY SCHOOL	28	16	44	24	15	39	59.13	19.72	61.03	18.52	59.82	19.09
	KHURUTHANG MIDDLE SECONDARY SCHOOL	26	25	51	24	25	49	52.92	12.10	53.14	13.19	53.03	12.52
	PUNAKHA CENTRAL SCHOOL	24	28	52	22	27	49	59.64	14.66	59.70	16.03	59.67	15.26
	TASHIDINGKHA MIDDLE SECONDARY SCHOOL	72	57	129	70	55	125	56.48	13.26	57.18	11.00	56.78	12.27
	UGYEN ACADEMY HIGHER SECONDARY SCHOOL	48	63	111	48	63	111	66.84	13.19	68.70	12.50	67.90	12.78
		DZONGKHAG SUMMARY	291	258	549	276	251	527	58.21	14.71	60.72	14.94	59.39
SAMDRUP JONGKHAR	GARPAWONG MIDDLE SECONDARY SCHOOL	30	32	62	27	32	59	57.91	18.90	64.29	13.06	61.20	16.34
	GOMDAR CENTRAL SCHOOL	43	47	90	37	45	82	48.35	13.97	51.79	11.75	50.15	12.90
	JOMOTSHANGKHA MIDDLE SECONDARY SCHOOL	13	12	25	13	12	25	54.93	9.68	56.28	17.60	55.58	13.76
	KARMALING HIGHER SECONDARY SCHOOL	30	22	52	30	22	52	55.23	14.12	56.45	18.47	55.75	15.94
	MARTSHALLA MIDDLE SECONDARY SCHOOL	39	36	75	30	31	61	48.38	15.66	49.33	15.49	48.84	15.48



Pupil Performance Report **2018**

DZONGKHAG	SCHOOL	APPEARED			PASS			FEMALE		MALE		TOTAL	
		F	M	TOT	F	M	TOT	MEAN	SD	MEAN	SD	MEAN	SD
	MINJIWOONG CENTRAL SCHOOL	58	58	116	54	54	108	54.32	13.35	63.04	17.12	58.68	15.90
	ORONG HIGHER SECONDARY SCHOOL	51	43	94	41	38	79	47.99	14.56	49.93	13.75	48.88	14.15
	PHUNTSHOTANG MIDDLE SECONDARY SCHOOL	39	35	74	37	35	72	53.88	12.49	63.31	13.85	58.34	13.89
	DZONGKHAG SUMMARY	303	285	588	269	269	538	52.06	14.70	56.86	15.98	54.38	15.51
SAMDRUP JONGKHAR THROMDE	SAMDRUP JONGKHAR MIDDLE SECONDARY SCHOOL	46	22	68	45	22	67	62.05	16.63	51.65	12.61	58.68	16.11
	THROMDE SUMMARY	46	22	68	45	22	67	62.05	16.63	51.65	12.61	58.68	16.11
SAMTSE	DOROKHA CENTRAL SCHOOL	103	86	189	81	78	159	44.73	12.90	53.65	14.67	48.79	14.40
	GOMTU MIDDLE SECONDARY SCHOOL	65	55	120	61	51	112	53.08	14.80	55.25	15.73	54.08	15.21
	PELJORLING HIGHER SECONDARY SCHOOL	113	82	195	106	80	186	54.50	14.79	58.56	16.26	56.21	15.52
	SAMTSE HIGHER SECONDARY SCHOOL	87	107	194	82	101	183	57.11	13.88	60.02	16.83	58.71	15.61
	TENDRUK CENTRAL SCHOOL	100	107	207	93	100	193	53.15	13.13	58.80	16.53	56.07	15.22
	YOESLTSE MIDDLE SECONDARY SCHOOL	50	58	108	46	52	98	48.03	13.10	45.81	11.24	46.84	12.13
	DZONGKHAG SUMMARY	518	495	1013	469	462	931	51.93	14.38	56.21	16.15	54.02	15.42
SARPANG	NORBULING CENTRAL SCHOOL	137	102	239	120	95	215	51.17	14.13	55.29	15.17	52.93	14.69
	SARPANG CENTRAL SCHOOL	126	101	227	106	98	204	47.60	13.04	53.32	12.81	50.14	13.22
	DZONGKHAG SUMMARY	263	203	466	226	193	419	49.46	13.71	54.31	14.05	51.57	14.05
THIM-THROM	BABESA MIDDLE SECONDARY SCHOOL	82	55	137	80	55	135	57.59	12.66	58.04	14.35	57.77	13.31
	CHANGANGKHA MIDDLE SECONDARY SCHOOL	53	44	97	53	43	96	63.48	13.64	62.08	16.54	62.85	14.96
	DECHHENCHOELING HIGHER SECONDARY SCHOOL	81	84	165	72	72	144	52.32	16.45	50.42	15.51	51.35	15.96
	DR.TOBYEL SCHOOL	17	9	26	17	9	26	63.20	15.10	67.96	19.52	64.85	16.53
	DRUK SCHOOL	9	17	26	9	16	25	79.36	18.50	61.88	17.03	67.93	19.16
	ELC HIGH SCHOOL	2	12	14	1	8	9	42.50	10.89	46.93	14.39	46.29	13.67
	LOSELING MIDDLE SECONDARY SCHOOL	72	64	136	68	56	124	55.96	15.34	51.29	15.12	53.76	15.36
	LUNGTENZAMPA MIDDLE SECONDARY SCHOOL	184	199	383	176	182	358	61.32	16.33	56.82	15.90	58.98	16.25
	MOTITHANG HIGHER SECONDARY SCHOOL	118	112	230	108	97	205	57.17	17.28	52.28	15.64	54.79	16.65
	PELKHIL SCHOOL	11	20	31	10	19	29	56.38	17.63	51.56	13.72	53.27	15.11
	YANGCHENPHUG HIGHER SECONDARY SCHOOL	142	95	237	140	93	233	63.16	14.69	62.04	15.16	62.71	14.86
	ZHILUKHA MIDDLE SECONDARY SCHOOL	57	34	91	55	33	88	56.53	12.76	63.45	14.50	59.12	13.78
	THROMDE SUMMARY	828	745	1573	789	683	1472	59.26	15.87	56.26	16.09	57.84	16.04
THIMPHU	KHASADRACHU MIDDLE SECONDARY SCHOOL	33	39	72	32	38	70	57.93	14.09	59.91	16.97	59.00	15.64
	KUZUCHEN MIDDLE SECONDARY SCHOOL	15	13	28	15	13	28	59.23	9.37	68.09	10.08	63.35	10.53
	WANGBAMA CENTRAL SCHOOL	69	74	143	64	70	134	52.53	12.93	57.82	13.76	55.27	13.58
	DZONGKHAG SUMMARY	117	126	243	111	121	232	54.91	13.11	59.53	14.74	57.31	14.14
TRASHIGANG	BARTSHAM CENTRAL SCHOOL	31	35	66	30	35	65	57.06	14.50	62.53	11.29	59.96	13.09
	DUNGSE CENTRAL SCHOOL	50	52	102	48	51	99	54.67	11.99	61.31	13.95	58.05	13.38
	GONGTHUNG MIDDLE SECONDARY SCHOOL	28	29	57	28	27	55	57.01	10.54	65.73	18.08	61.45	15.37
	JAMPELING HIGHER SECONDARY SCHOOL	35	39	74	33	37	70	56.69	15.93	65.33	14.94	61.24	15.91
	JIGME SHERUBLING CENTRAL SCHOOL	72	56	128	67	56	123	59.74	14.82	67.48	13.76	63.12	14.82
	RADHI MIDDLE SECONDARY SCHOOL	11	11	22	11	11	22	58.89	15.41	71.18	13.44	65.04	15.45
	RANGJUNG CENTRAL SCHOOL	69	64	133	67	63	130	58.47	12.89	63.71	15.02	60.99	14.15
	THRIMSHING CENTRAL SCHOOL	54	50	104	53	50	103	59.83	15.29	61.01	15.46	60.40	15.31

DZONGKHAG	SCHOOL	APPEARED			PASS			FEMALE		MALE		TOTAL	
		F	M	TOT	F	M	TOT	MEAN	SD	MEAN	SD	MEAN	SD
	TRASHIGANG MIDDLE SECONDARY SCHOOL	15	17	32	15	17	32	61.48	11.91	65.79	11.06	63.77	11.49
	TRASHITSE HIGHER SECONDARY SCHOOL	45	57	102	41	54	95	53.46	13.62	62.24	14.23	58.37	14.57
	UDZORONG CENTRAL SCHOOL	38	24	62	34	21	55	53.59	13.48	61.17	17.44	56.53	15.45
	DZONGKHAG SUMMARY	448	434	882	427	422	849	57.28	13.89	63.72	14.66	60.45	14.62
TRASHIYANGTSE	BAYLING CENTRAL SCHOOL	64	47	111	56	43	99	51.25	14.74	55.64	15.46	53.11	15.14
	KUNZANGLING CENTRAL SCHOOL	30	37	67	27	35	62	51.65	13.57	57.78	13.87	55.04	13.97
	RAMJAR MIDDLE SEONDARY SCHOOL	31	42	73	28	41	69	49.58	14.34	56.57	15.41	53.60	15.26
	TSENKARLA CENTRAL SCHOOL	72	55	127	65	54	119	54.61	15.78	57.34	13.04	55.79	14.66
	DZONGKHAG SUMMARY	197	181	378	176	173	349	52.28	14.91	56.81	14.33	54.45	14.79
TRONGSA	SAMCHOLING MIDDLE SECONDARY SCHOOL	23	29	52	20	28	48	54.60	14.85	56.74	15.46	55.79	15.08
	SHERUBLING CENTRAL SCHOOL	52	39	91	50	37	87	56.78	15.85	50.96	11.58	54.29	14.40
	TAKTSE CENTRAL SCHOOL	34	30	64	33	29	62	54.25	13.07	56.25	13.72	55.19	13.31
	TSHANGKHA CENTRAL SCHOOL	42	32	74	42	32	74	54.52	14.21	61.08	15.85	57.36	15.19
	DZONGKHAG SUMMARY	151	130	281	145	126	271	55.25	14.56	55.96	14.43	55.58	14.48
TSIRANG	DAMPHU CENTRAL SCHOOL	116	130	246	109	127	236	60.68	16.46	59.26	15.36	59.93	15.87
	MENDREGANG CENTRAL SCHOOL	91	82	173	83	80	163	55.18	14.90	59.96	13.99	57.44	14.63
	DZONGKHAG SUMMARY	207	212	419	192	207	399	58.26	15.99	59.53	14.81	58.90	15.40
WANGDUE PHODRANG	BAJOTHANG HIGHER SECONDARY SCHOOL	93	83	176	83	69	152	52.41	15.90	53.87	19.00	53.10	17.39
	GASELO CENTRAL SCHOOL	26	53	79	26	51	77	62.08	12.06	60.41	13.87	60.96	13.25
	PHOBIKHA CENTRAL SCHOOL	29	29	58	27	28	55	51.91	15.48	61.46	15.01	56.69	15.86
	SAMTENGANG CENTRAL SCHOOL	85	69	154	81	67	148	57.65	13.83	59.11	13.05	58.30	13.46
	DZONGKHAG SUMMARY	233	234	467	217	215	432	55.34	15.03	57.84	16.00	56.59	15.56
ZHEMGANG	BULI CENTRAL SCHOOL	40	41	81	40	41	81	60.96	12.37	60.79	13.17	60.87	12.70
	SONAMTHANG CENTRAL SCHOOL	62	61	123	58	58	116	50.88	12.42	52.77	13.23	51.82	12.81
	YEBILAP TSA MIDDLE SECONDARY SCHOOL	60	55	115	54	52	106	52.15	13.45	59.03	16.01	55.44	15.06
	ZHEMGANG CENTRAL SCHOOL	33	23	56	29	22	51	59.97	15.74	66.71	15.56	62.74	15.88
	DZONGKHAG SUMMARY	195	180	375	181	173	354	54.87	13.95	58.29	15.02	56.51	14.55
	OVERALL	6200	5773	11973	5732	5451	11183	54.82	15.11	57.38	15.52	56.06	15.36

CHEMISTRY

DZONGKHAG	SCHOOL	APPEARED			PASS			FEMALE		MALE		TOTAL	
		F	M	TOT	F	M	TOT	MEAN	SD	MEAN	SD	MEAN	SD
BUMTHANG	CHUMEY MIDDLE SECONDARY SCHOOL	36	21	57	33	20	53	46.56	9.99	45.34	9.94	46.11	9.90
	JAKAR HIGHER SECONDARY SCHOOL	71	52	123	61	45	106	45.92	10.65	47.05	11.51	46.40	10.99
	TANG CENTRAL SCHOOL	34	35	69	31	31	62	49.34	10.89	46.01	11.24	47.65	11.11
	URA CENTRAL SCHOOL	24	18	42	24	18	42	58.25	11.85	55.43	11.83	57.05	11.78
	DZONGKHAG SUMMARY	165	126	291	149	114	263	48.56	11.45	47.67	11.57	48.18	11.49
CHHUKHA	AREKHA MIDDLE SECONDARY SCHOOL	24	6	30	22	2	24	43.74	9.30	38.60	10.62	42.71	9.61
	CHAPCHA MIDDLE SECONDARY SCHOOL	37	34	71	32	33	65	47.01	11.42	51.98	12.16	49.39	11.96
	CHUKHA CENTRAL SCHOOL	94	88	182	75	74	149	46.98	13.93	45.46	11.66	46.24	12.87
	CHUMIGTHANG MIDDLE SECONDARY SCHOOL	45	36	81	39	30	69	46.24	11.64	45.09	9.62	45.73	10.74
	DARLA MIDDLE SECONDARY SCHOOL	39	45	84	38	39	77	51.24	9.58	49.95	13.02	50.55	11.50
	GEDU HIGHER SECONDARY SCHOOL	44	19	63	36	18	54	50.86	17.25	50.85	13.19	50.86	16.03
	KAMJI MIDDLE SECONDARY SCHOOL	72	72	144	60	64	124	44.90	11.31	47.05	10.83	45.98	11.09
	PAKSHIKHA CENTRAL SCHOOL	68	70	138	46	63	109	41.71	10.59	47.37	13.09	44.58	12.21
	WANGCHUK MIDDLE SECONDARY SCHOOL	36	28	64	28	21	49	51.53	15.67	46.88	16.15	49.49	15.93



Pupil Performance Report 2018

DZONGKHAG	SCHOOL	APPEARED			PASS			FEMALE		MALE		TOTAL	
		F	M	TOT	F	M	TOT	MEAN	SD	MEAN	SD	MEAN	SD
	DZONGKHAG SUMMARY	459	398	857	376	344	720	46.72	12.94	47.37	12.35	47.02	12.67
DAGANA	DAGA HIGHER SECONDARY SCHOOL	52	35	87	52	33	85	50.21	11.21	49.68	12.42	50.00	11.64
	DAGAPELA MIDDLE SECONDARY SCHOOL	41	29	70	35	23	58	46.56	11.40	44.93	13.43	45.88	12.21
	DRUKJEGANG HIGHER SECONDARY SCHOOL	77	68	145	66	64	130	47.81	12.48	51.61	12.70	49.59	12.68
	GESARLING CENTRAL SCHOOL	61	65	126	58	60	118	51.56	10.94	55.30	14.56	53.49	13.02
	LHAMOYZINGKHA MIDDLE SECONDARY SCHOOL	20	30	50	20	30	50	49.30	10.62	58.15	12.67	54.61	12.57
	DZONGKHAG SUMMARY	251	227	478	231	210	441	49.13	11.59	52.38	13.76	50.68	12.76
GASA	BJISHONG CENTRAL SCHOOL	30	43	73	21	39	60	40.16	6.73	48.76	13.40	45.23	11.88
	DZONGKHAG SUMMARY	30	43	73	21	39	60	40.16	6.73	48.76	13.40	45.23	11.88
GELEPHU THROMDE	GELEPHU HIGHER SECONDARY SCHOOL	108	134	242	96	110	206	51.10	14.49	50.02	14.87	50.50	14.68
	PELRITHANG MIDDLE SECONDARY SCHOOL	63	58	121	56	41	97	48.00	12.65	45.21	15.67	46.67	14.19
	THROMDE SUMMARY	171	192	363	152	151	303	49.96	13.89	48.57	15.23	49.22	14.61
HAA	CHUNGDU ARM FORCE PUBLIC SCHOOL	33	24	57	29	23	52	45.92	10.46	51.79	10.73	48.39	10.88
	GONGZIM UGYEN DORJI CENTRAL SCHOOL	101	80	181	73	59	132	44.05	13.48	41.81	11.50	43.06	12.66
	DZONGKHAG SUMMARY	134	104	238	102	82	184	44.51	12.79	44.11	12.04	44.34	12.45
LHUNTSE	AUTSHO CENTRAL SCHOOL	25	33	58	22	32	54	46.46	9.98	55.18	14.28	51.42	13.24
	LHUENTSE HIGHER SECONDARY SCHOOL	18	17	35	17	16	33	51.77	12.79	59.46	15.91	55.50	14.70
	MINJEY MIDDLE SECONDARY SCHOOL	13	28	41	13	28	41	46.53	9.14	55.09	10.16	52.38	10.54
	TANGMACHU CENTRAL SCHOOL	69	82	151	57	72	129	45.69	12.35	46.79	11.89	46.29	12.08
	DZONGKHAG SUMMARY	125	160	285	109	148	257	46.81	11.74	51.32	13.39	49.34	12.87
MONGAR	CHASKHAR CENTRAL SCHOOL	19	21	40	15	18	33	43.01	8.61	43.31	8.96	43.17	8.68
	DRAMETSE CENTRAL SCHOOL	30	36	66	29	35	64	49.95	11.02	50.41	11.36	50.20	11.12
	GYELPOZHING CENTRAL SCHOOL	103	101	204	81	75	156	46.14	13.88	42.36	10.65	44.27	12.50
	KIDHEYKHAR MIDDLE SECONDARY SCHOOL	29	17	46	24	15	39	42.66	10.31	53.01	18.26	46.49	14.50
	MONGAR HIGHER SECONDARY SCHOOL	64	79	143	60	67	127	44.48	8.34	48.31	13.82	46.60	11.81
	YADI HIGHER SECONDARY SCHOOL	43	63	106	41	63	104	50.88	11.48	59.18	14.01	55.82	13.62
	DZONGKHAG SUMMARY	288	317	605	250	273	523	46.32	11.73	48.74	13.99	47.59	13.01
PARO	BITEKHA MIDDLE SECONDARY SCHOOL	39	27	66	38	25	63	49.73	11.82	54.21	12.99	51.56	12.41
	DRUKGYEL CENTRAL SCHOOL	103	88	191	90	67	157	50.35	14.07	49.54	16.23	49.98	15.07
	KHANGKHU MIDDLE SECONDARY SCHOOL	46	31	77	42	25	67	54.33	15.61	46.05	12.52	51.00	14.93
	LANGO MIDDLE SECONDARY SCHOOL	37	30	67	29	22	51	45.75	13.68	45.68	14.61	45.72	13.99
	SHABA MIDDLE SECONDARY SCHOOL	76	40	116	73	34	107	51.21	13.10	51.23	14.43	51.22	13.51
	SHARI HIGHER SECONDARY SCHOOL	41	30	71	34	24	58	50.48	15.10	47.88	13.81	49.38	14.53
	UTPAL HIGHER SECONDARY SCHOOL	10	20	30	6	18	24	34.92	5.48	45.31	13.49	41.84	12.38
	WANAKHA CENTRAL SCHOOL	18	9	27	16	8	24	42.62	6.81	46.78	9.77	44.00	7.98
	DZONGKHAG SUMMARY	370	275	645	328	223	551	49.72	13.89	48.85	14.55	49.35	14.17
PEMAGATSHEL	NANGKOR CENTRAL SCHOOL	27	23	50	24	20	44	50.75	14.99	51.79	11.27	51.23	13.29
	NGANGLAM HIGHER SECONDARY SCHOOL	79	80	159	67	73	140	44.45	9.93	47.29	11.52	45.88	10.82
	PEMA GATSHEL MIDDLE SECONDARY SCHOOL	50	48	98	45	44	89	47.44	12.94	50.00	13.33	48.70	13.13
	YELCHEN CENTRAL SCHOOL	24	32	56	24	28	52	45.49	9.02	46.70	10.42	46.18	9.78
	YURUNG CENTRAL SCHOOL	55	64	119	49	58	107	46.05	10.43	51.68	12.97	49.08	12.14
	DZONGKHAG SUMMARY	235	247	482	209	223	432	46.29	11.39	49.30	12.21	47.83	11.90

DZONGKHAG	SCHOOL	APPEARED			PASS			FEMALE		MALE		TOTAL	
		F	M	TOT	F	M	TOT	MEAN	SD	MEAN	SD	MEAN	SD
PHUNTSHOLING THROMDE	PHUENTSHOLING HIGHER SECONDARY SCHOOL	65	63	128	55	51	106	48.47	14.14	47.34	14.79	47.91	14.42
	PHUENTSHOLING MIDDLE SECONDARY SCHOOL	50	48	98	45	40	85	54.89	15.99	46.14	12.65	50.61	15.04
	SONAMGANG MIDDLE SECONDARY SCHOOL	60	68	128	55	53	108	46.44	11.81	45.53	12.75	45.96	12.28
	THROMDE SUMMARY	175	179	354	155	144	299	49.61	14.31	46.33	13.42	47.95	13.95
PUNAKHA	DASHIDING HIGHER SECONDARY SCHOOL	38	42	80	37	40	77	51.78	11.01	55.73	15.37	53.86	13.54
	DECHENTSEMO CENTRAL SCHOOL	55	27	82	40	19	59	43.07	10.56	44.59	15.53	43.57	12.34
	KABESA MIDDLE SEONDARY SCHOOL	28	16	44	27	16	43	55.61	15.62	56.01	13.60	55.76	14.76
	KHURUTHANG MIDDLE SECONDARY SCHOOL	26	25	51	24	21	45	47.43	12.21	47.40	12.60	47.42	12.28
	PUNAKHA CENTRAL SCHOOL	24	28	52	22	25	47	52.06	11.60	49.79	13.77	50.83	12.74
	TASHIDINGKHA MIDDLE SECONDARY SCHOOL	72	57	129	67	55	122	46.72	10.09	46.11	7.50	46.45	9.01
	UGYEN ACADEMY HIGHER SECONDARY SCHOOL	48	63	111	48	63	111	58.34	13.38	59.28	12.51	58.87	12.84
	DZONGKHAG SUMMARY	291	258	549	265	239	504	49.97	12.81	51.87	13.78	50.86	13.30
	SAMDRUP JONGKHAR	GARPAWONG MIDDLE SECONDARY SCHOOL	30	32	62	28	31	59	50.03	14.25	53.41	10.83	51.77
GOMDAR CENTRAL SCHOOL		43	47	90	39	40	79	45.39	10.39	44.55	10.12	44.95	10.20
JOMOTSHANGKHA MIDDLE SECONDARY SCHOOL		13	12	25	13	12	25	49.55	8.72	54.59	14.56	51.97	11.91
KARMALING HIGHER SECONDARY SCHOOL		30	22	52	29	18	47	47.69	10.25	49.61	16.44	48.50	13.11
MARTSHALLA MIDDLE SECONDARY SCHOOL		39	36	75	25	19	44	42.17	11.89	42.03	14.93	42.11	13.35
MINJIWOONG CENTRAL SCHOOL		58	58	116	49	50	99	46.88	11.72	54.51	16.15	50.69	14.56
ORONG HIGHER SECONDARY SCHOOL		51	43	94	38	30	68	43.27	12.94	44.02	13.28	43.62	13.03
PHUNTSHOTHANG MIDDLE SECONDARY SCHOOL		39	35	74	29	33	62	42.36	10.03	52.88	13.27	47.34	12.74
DZONGKHAG SUMMARY		303	285	588	250	233	483	45.38	11.78	49.01	14.47	47.14	13.27
SAMDRUP JONGKHAR THROMDE	SAMDRUP JONGKHAR MIDDLE SECONDARY SCHOOL	46	22	68	45	19	64	54.57	12.49	44.51	8.90	51.31	12.33
	THROMDE SUMMARY	46	22	68	45	19	64	54.57	12.49	44.51	8.90	51.31	12.33
SAMTSE	DOROKHA CENTRAL SCHOOL	103	86	189	60	63	123	38.62	9.25	43.27	11.57	40.73	10.60
	GOMTU MIDDLE SECONDARY SCHOOL	65	55	120	56	48	104	48.51	12.99	49.33	13.50	48.89	13.18
	PELJORLING HIGHER SECONDARY SCHOOL	113	82	195	98	74	172	47.60	12.96	49.42	14.07	48.37	13.43
	SAMTSE HIGHER SECONDARY SCHOOL	87	107	194	74	84	158	48.76	12.92	49.51	16.63	49.18	15.05
	TENDRUK CENTRAL SCHOOL	100	107	207	87	94	181	47.13	11.24	51.02	14.68	49.14	13.25
	YOESLTSE MIDDLE SECONDARY SCHOOL	50	58	108	39	40	79	43.88	12.01	40.74	10.22	42.19	11.14
DZONGKHAG SUMMARY	518	495	1013	414	403	817	45.67	12.40	47.69	14.36	46.66	13.43	
SARPANG	NORBULING CENTRAL SCHOOL	137	102	239	105	77	182	43.51	11.03	44.98	13.02	44.14	11.91
	SARPANG CENTRAL SCHOOL	126	101	227	97	90	187	43.84	10.95	45.99	10.89	44.80	10.95
	DZONGKHAG SUMMARY	263	203	466	202	167	369	43.67	10.97	45.48	11.99	44.46	11.45
THIM-THROM	BABESA MIDDLE SECONDARY SCHOOL	82	55	137	78	46	124	47.75	9.83	46.32	12.26	47.18	10.85
	CHANGANGKHA MIDDLE SECONDARY SCHOOL	53	44	97	51	41	92	56.35	12.08	56.30	15.31	56.33	13.57
	DECHHENCHOELING HIGHER SECONDARY SCHOOL	81	84	165	65	61	126	48.12	15.00	44.19	12.98	46.12	14.10
	DR.TOBYGEL SCHOOL	17	9	26	17	9	26	57.48	12.46	60.60	18.41	58.56	14.50
	DRUK SCHOOL	9	17	26	9	16	25	72.53	15.89	55.01	13.59	61.08	16.47
	ELC HIGH SCHOOL	2	12	14	1	7	8	37.30	9.19	39.10	10.58	38.84	10.08



DZONGKHAG	SCHOOL	APPEARED			PASS			FEMALE		MALE		TOTAL	
		F	M	TOT	F	M	TOT	MEAN	SD	MEAN	SD	MEAN	SD
	LOSELING MIDDLE SECONDARY SCHOOL	72	64	136	66	45	111	49.23	13.25	43.73	12.41	46.64	13.11
	LUNGTENZAMPA MIDDLE SECONDARY SCHOOL	184	199	383	163	155	318	52.11	15.47	46.81	14.34	49.36	15.11
	MOTITHANG HIGHER SECONDARY SCHOOL	118	112	230	110	93	203	52.79	13.89	46.58	11.90	49.76	13.30
	PELKHIL SCHOOL	11	20	31	10	17	27	51.10	14.84	43.99	11.03	46.51	12.74
	YANGCHENPHUG HIGHER SECONDARY SCHOOL	142	95	237	131	86	217	53.42	14.33	50.49	13.08	52.25	13.89
	ZHILUKHA MIDDLE SECONDARY SCHOOL	57	34	91	55	33	88	52.60	12.34	55.28	12.86	53.60	12.53
	THROMDE SUMMARY	828	745	1573	756	609	1365	51.95	14.16	47.75	13.77	49.96	14.13
THIMPHU	KHASADRAPHCHU MIDDLE SECONDARY SCHOOL	33	39	72	30	30	60	48.28	11.28	48.87	15.72	48.60	13.77
	KUZUCHEN MIDDLE SECONDARY SCHOOL	15	13	28	15	13	28	44.05	6.87	48.71	8.33	46.21	7.80
	WANGBAMA CENTRAL SCHOOL	69	74	143	55	68	123	41.16	8.04	45.98	10.98	43.65	9.93
	DZONGKHAG SUMMARY	117	126	243	100	111	211	43.54	9.40	47.16	12.42	45.41	11.19
TRASHIGANG	BARTSHAM CENTRAL SCHOOL	31	35	66	28	32	60	47.00	12.95	49.25	11.02	48.20	11.93
	DUNGTSE CENTRAL SCHOOL	50	52	102	44	51	95	50.22	10.88	54.19	14.37	52.24	12.87
	GONGTHUNG MIDDLE SECONDARY SCHOOL	28	29	57	28	29	57	51.10	7.49	54.78	13.08	52.97	10.77
	JAMPELING HIGHER SECONDARY SCHOOL	35	39	74	33	36	69	48.43	9.83	56.54	14.98	52.71	13.36
	JIGME SHERUBLING CENTRAL SCHOOL	72	56	128	66	55	121	51.43	13.26	60.51	13.42	55.41	14.02
	RADHI MIDDLE SECONDARY SCHOOL	11	11	22	11	10	21	49.35	11.89	55.73	12.75	52.54	12.46
	RANGJUNG CENTRAL SCHOOL	69	64	133	69	63	132	53.82	9.26	58.65	13.66	56.14	11.79
	THRIMSHING CENTRAL SCHOOL	54	50	104	52	49	101	52.93	13.26	52.19	13.27	52.57	13.21
	TRASHIGANG MIDDLE SECONDARY SCHOOL	15	17	32	14	16	30	50.07	11.65	54.44	13.27	52.39	12.53
	TRASHITSE HIGHER SECONDARY SCHOOL	45	57	102	38	54	92	45.74	10.16	54.40	11.88	50.58	11.91
	UDZORONG CENTRAL SCHOOL	38	24	62	33	20	53	48.55	13.05	51.66	18.22	49.75	15.19
	DZONGKHAG SUMMARY	448	434	882	416	415	831	50.37	11.61	55.22	13.82	52.76	12.97
TRASHIYANGTSE	BAYLING CENTRAL SCHOOL	64	47	111	50	36	86	43.91	11.83	47.51	14.27	45.44	12.98
	KUNZANGLING CENTRAL SCHOOL	30	37	67	24	33	57	43.63	11.20	48.50	12.54	46.32	12.12
	RAMJAR MIDDLE SEONDARY SCHOOL	31	42	73	26	38	64	45.14	11.86	49.06	13.76	47.40	13.05
	TSENKARLA CENTRAL SCHOOL	72	55	127	62	45	107	49.83	14.40	45.94	11.57	48.14	13.34
	DZONGKHAG SUMMARY	197	181	378	162	152	314	46.22	12.96	47.60	12.97	46.88	12.97
TRONGSA	SAMCHOLING MIDDLE SECONDARY SCHOOL	23	29	52	23	26	49	50.40	11.64	48.85	13.01	49.53	12.33
	SHERUBLING CENTRAL SCHOOL	52	39	91	48	32	80	52.88	16.20	44.57	10.70	49.32	14.63
	TAKTSE CENTRAL SCHOOL	34	30	64	31	27	58	44.49	7.99	44.89	11.62	44.68	9.78
	TSHANGKHA CENTRAL CHOO	42	32	74	33	27	60	41.89	9.42	46.26	12.71	43.78	11.10
	DZONGKHAG SUMMARY	151	130	281	135	112	247	47.55	13.02	46.02	11.93	46.84	12.53
TSIRANG	DAMPHU CENTRAL SCHOOL	116	130	246	95	108	203	49.18	14.56	48.09	13.59	48.60	14.03
	MENDREGANG CENTRAL SCHOOL	91	82	173	85	78	163	50.50	11.17	51.78	12.42	51.11	11.76
	DZONGKHAG SUMMARY	207	212	419	180	186	366	49.76	13.16	49.51	13.24	49.64	13.19
WANGDUE PHODRANG	BAJOTHANG HIGHER SECONDARY SCHOOL	93	83	176	74	51	125	42.05	11.06	43.00	15.38	42.50	13.24
	GASELO CENTRAL SCHOOL	26	53	79	24	45	69	47.52	11.01	46.32	12.62	46.71	12.05
	PHOBJIKHA CENTRAL SCHOOL	29	29	58	29	29	58	45.43	10.17	52.48	10.88	48.96	11.03
	SAMTENGANG CENTRAL SCHOOL	85	69	154	79	64	143	49.26	10.96	49.23	11.89	49.25	11.35
	DZONGKHAG SUMMARY	233	234	467	206	189	395	45.71	11.31	46.77	13.61	46.24	12.51
ZHEMGANG	BULI CENTRAL SCHOOL	40	41	81	36	34	70	48.05	11.69	47.63	11.21	47.83	11.38
	SONAMTHANG CENTRAL SCHOOL	62	61	123	58	53	111	46.19	10.16	45.60	10.71	45.89	10.40
	YEBILAP TSA MIDDLE SECONDARY SCHOOL	60	55	115	56	51	107	48.79	10.50	51.56	13.99	50.11	12.32
	ZHEMGANG CENTRAL SCHOOL	33	23	56	30	22	52	52.91	14.17	57.56	16.06	54.82	15.01
	DZONGKHAG SUMMARY	195	180	375	180	160	340	48.51	11.48	49.41	13.15	48.94	12.30

DZONGKHAG	SCHOOL	APPEARED			PASS			FEMALE		MALE		TOTAL	
		F	M	TOT	F	M	TOT	MEAN	SD	MEAN	SD	MEAN	SD
	OVERALL	6200	5773	11973	5393	4946	10339	48.06	12.80	48.83	13.70	48.43	13.25

BIOLOGY

DZONGKHAG	SCHOOL	APPEARED			PASS			F		M		TOT	
		F	M	TOT	F	M	TOT	MEAN	SD	MEAN	SD	MEAN	SD
BUMTHANG	CHUMEY MIDDLE SECONDARY SCHOOL	36	21	57	30	14	44	42.81	7.97	41.03	8.52	42.15	8.15
	JAKAR HIGHER SECONDARY SCHOOL	71	52	123	48	34	82	41.31	10.51	42.57	12.49	41.84	11.36
	TANG CENTRAL SCHOOL	34	35	69	21	27	48	43.24	13.14	43.34	11.97	43.29	12.47
	URA CENTRAL SCHOOL	24	18	42	22	15	37	46.56	12.34	46.56	11.26	46.56	11.75
	DZONGKHAG SUMMARY	165	126	291	121	90	211	42.80	10.95	43.10	11.58	42.93	11.21
CHHUKHA	AREKHA MIDDLE SECONDARY SCHOOL	24	6	30	19	3	22	41.71	12.60	36.77	10.34	40.72	12.18
	CHAPCHA MIDDLE SECONDARY SCHOOL	37	34	71	31	34	65	50.70	14.02	55.82	14.13	53.15	14.21
	CHUKHA CENTRAL SCHOOL	94	88	182	56	53	109	42.36	14.84	40.63	12.88	41.52	13.92
	CHUMIGTHANG MIDDLE SECONDARY SCHOOL	45	36	81	30	22	52	42.82	12.73	39.28	9.37	41.24	11.43
	DARLA MIDDLE SECONDARY SCHOOL	39	45	84	34	39	73	50.84	12.38	49.24	14.43	49.98	13.46
	GEDU HIGHER SECONDARY SCHOOL	44	19	63	30	16	46	47.12	17.10	47.34	12.78	47.19	15.82
	KAMJI MIDDLE SECONDARY SCHOOL	72	72	144	41	55	96	40.80	12.84	44.84	13.24	42.82	13.15
	PAKSHIKHA CENTRAL SCHOOL	68	70	138	33	41	74	37.17	9.21	43.08	15.01	40.17	12.80
	WANGCHUK MIDDLE SECONDARY SCHOOL	36	28	64	29	21	50	48.25	14.56	44.98	13.73	46.82	14.18
	DZONGKHAG SUMMARY	459	398	857	303	284	587	43.67	14.05	44.54	14.03	44.07	14.04
DAGANA	DAGA HIGHER SECONDARY SCHOOL	52	35	87	49	31	80	46.57	11.68	47.65	13.07	47.01	12.20
	DAGAPELA MIDDLE SECONDARY SCHOOL	41	29	70	27	20	47	44.94	15.60	45.54	16.97	45.19	16.06
	DRUKJEGANG HIGHER SECONDARY SCHOOL	77	68	145	60	58	118	46.05	14.74	51.88	15.51	48.79	15.33
	GESARLING CENTRAL SCHOOL	61	65	126	48	54	102	44.27	10.82	48.10	13.43	46.25	12.34
	LHAMOYZINGKHA MIDDLE SECONDARY SCHOOL	20	30	50	15	30	45	43.06	11.12	57.71	12.77	51.85	14.03
	DZONGKHAG SUMMARY	251	227	478	199	193	392	45.31	13.10	50.11	14.77	47.59	14.11
GASA	BJISHONG CENTAL SCHOOL	30	43	73	19	33	52	38.51	7.82	47.38	14.54	43.73	12.93
	DZONGKHAG SUMMARY	30	43	73	19	33	52	38.51	7.82	47.38	14.54	43.73	12.93
GELEPHU THROMDE	GELEPHU HIGHER SECONDARY SCHOOL	108	134	242	83	98	181	47.72	15.07	45.77	14.90	46.64	14.98
	PELRITHANG MIDDLE SECONDARY SCHOOL	63	58	121	40	33	73	43.82	14.94	43.12	16.83	43.49	15.81
	THROMDE SUMMARY	171	192	363	123	131	254	46.28	15.10	44.97	15.51	45.59	15.31
HAA	CHUNGDU ARM FORCE PUBLIC SCHOOL	33	24	57	26	23	49	45.33	13.74	54.06	13.01	49.01	14.01
	GONGZIM UGYEN DORJI CENTRAL SCHOOL	101	80	181	58	40	98	41.99	15.77	38.16	13.26	40.30	14.80
	DZONGKHAG SUMMARY	134	104	238	84	63	147	42.82	15.31	41.83	14.76	42.39	15.05
LHUNTSE	AUTSHO CENTRAL SCHOOL	25	33	58	12	28	40	37.89	12.11	47.83	16.36	43.54	15.38
	LHUENTSE HIGHER SECONDARY SCHOOL	18	17	35	11	13	24	46.63	14.04	53.34	18.89	49.89	16.68
	MINJEY MIDDLE SECONDARY SCHOOL	13	28	41	13	28	41	50.35	12.88	57.52	14.61	55.25	14.33
	TANGMACHU CENTRAL SCHOOL	69	82	151	40	52	92	40.41	12.13	41.34	11.58	40.92	11.81
	DZONGKHAG SUMMARY	125	160	285	76	121	197	41.84	12.94	46.79	15.32	44.62	14.51
MONGAR	CHASKHAR CENTRAL SCHOOL	19	21	40	3	8	11	32.39	4.84	37.31	9.60	34.98	8.02
	DRAMETSE CENTRAL SCHOOL	30	36	66	27	32	59	49.51	12.64	47.63	11.01	48.49	11.72
	GYELPOZHING CENTRAL SCHOOL	103	101	204	77	61	138	44.64	15.06	40.34	11.57	42.51	13.58



Pupil Performance Report **2018**

DZONGKHAG	SCHOOL	APPEARED			PASS			F		M		TOT	
		F	M	TOT	F	M	TOT	MEAN	SD	MEAN	SD	MEAN	SD
PARO	KIDHEYKHAR MIDDLE SECONDARY SCHOOL	29	17	46	20	14	34	41.30	11.56	51.75	16.50	45.17	14.35
	MONGAR HIGHER SECONDARY SCHOOL	64	79	143	48	55	103	44.84	11.13	47.07	16.05	46.07	14.06
	YADI HIGHER SECONDARY SCHOOL	43	63	106	37	61	98	47.68	13.21	56.46	15.22	52.90	15.01
	DZONGKHAG SUMMARY	288	317	605	212	231	443	44.50	13.37	46.46	14.95	45.53	14.25
	BITEKHA MIDDLE SECONDARY SCHOOL	39	27	66	22	19	41	43.52	15.20	52.23	17.02	47.08	16.42
	DRUKGYEL CENTRAL SCHOOL	103	88	191	69	47	116	44.49	14.89	42.75	17.35	43.69	16.05
	KHANGKHU MIDDLE SECONDARY SCHOOL	46	31	77	40	27	67	54.48	18.23	47.65	12.89	51.73	16.54
	LANGO MIDDLE SECONDARY SCHOOL	37	30	67	24	20	44	41.87	11.96	42.41	14.87	42.11	13.24
	SHABA MIDDLE SECONDARY SCHOOL	76	40	116	62	30	92	46.19	13.56	46.63	13.92	46.34	13.63
	SHARI HIGHER SECONDARY SCHOOL	41	30	71	27	20	47	47.10	16.79	46.34	14.43	46.78	15.73
PEMAGATSHEL	UTPAL HIGHER SECONDARY SCHOOL	10	20	30	8	16	24	40.40	8.61	50.61	19.55	47.20	17.24
	WANAKHA CENTRAL SCHOOL	18	9	27	13	7	20	38.05	5.17	42.33	10.94	39.48	7.65
	DZONGKHAG SUMMARY	370	275	645	265	186	451	45.58	15.05	45.71	15.98	45.64	15.44
	NANGKOR CENTRAL SCHOOL	27	23	50	22	22	44	49.63	15.64	50.14	10.83	49.87	13.51
	NGANGLAM HIGHER SECONDARY SCHOOL	79	80	159	68	71	139	48.78	12.78	49.36	12.20	49.07	12.45
	PEMA GATSHEL MIDDLE SECONDARY SCHOOL	50	48	98	45	46	91	48.91	13.69	53.12	14.65	50.97	14.25
	YELCHEN CENTRAL SCHOOL	24	32	56	22	31	53	48.94	12.77	49.75	12.65	49.40	12.59
	YURUNG CENTRAL SCHOOL	55	64	119	32	52	84	41.80	12.30	48.82	13.45	45.57	13.35
	DZONGKHAG SUMMARY	235	247	482	189	222	411	47.29	13.45	50.07	12.97	48.71	13.27
	PHUNTSHOLING THROMDE	PHUENTSOLING HIGHER SECONDARY SCHOOL	65	63	128	48	41	89	45.98	14.74	43.10	14.69	44.56
PHUENTSOLING MIDDLE SECONDARY SCHOOL		50	48	98	39	31	70	49.77	15.93	41.01	11.75	45.48	14.65
SONAMGANG MIDDLE SECONDARY SCHOOL		60	68	128	37	36	73	39.88	12.32	39.68	13.66	39.77	13.00
THROMDE SUMMARY		175	179	354	124	108	232	44.98	14.79	41.24	13.56	43.09	14.29
PUNAKHA	DASHIDING HIGHER SECONDARY SCHOOL	38	42	80	36	37	73	51.40	13.63	53.80	16.62	52.66	15.23
	DECHENTSEMO CENTRAL SCHOOL	55	27	82	34	18	52	42.79	12.97	43.80	14.36	43.13	13.36
	KABESA MIDDLE SEONDARY SCHOOL	28	16	44	23	14	37	48.79	16.90	48.95	14.13	48.85	15.78
	KHURUTHANG MIDDLE SECONDARY SCHOOL	26	25	51	22	13	35	44.35	11.80	40.59	13.09	42.51	12.47
	PUNAKHA CENTRAL SCHOOL	24	28	52	22	24	46	55.48	14.13	48.99	15.40	51.98	15.04
	TASHIDINGKHA MIDDLE SECONDARY SCHOOL	72	57	129	54	45	99	43.51	12.65	43.05	10.13	43.31	11.56
	UGYEN ACADEMY HIGHER SECONDARY SCHOOL	48	63	111	48	62	110	56.64	12.68	54.10	11.66	55.20	12.12
	DZONGKHAG SUMMARY	291	258	549	239	213	452	48.14	14.30	48.35	14.14	48.24	14.21
SAMDRUP JONGKHAR	GARPAWONG MIDDLE SECONDARY SCHOOL	30	32	62	18	29	47	44.66	15.03	47.71	12.35	46.23	13.69
	GOMDAR CENTRAL SCHOOL	43	47	90	30	34	64	42.74	12.95	44.47	11.40	43.64	12.13
	JOMOTSHANGKHA MIDDLE SECONDARY SCHOOL	13	12	25	11	11	22	47.82	13.48	52.69	12.92	50.16	13.18
	KARMALING HIGHER SECONDARY SCHOOL	30	22	52	21	14	35	44.52	13.00	45.19	16.54	44.80	14.45
	MARTSHALLA MIDDLE SECONDARY SCHOOL	39	36	75	25	16	41	41.85	12.17	40.61	13.17	41.25	12.59
	MINJIWOONG CENTRAL SCHOOL	58	58	116	33	39	72	38.77	9.82	46.70	16.42	42.73	14.04
	ORONG HIGHER SECONDARY SCHOOL	51	43	94	36	29	65	44.50	15.36	42.28	13.68	43.49	14.58

DZONGKHAG	SCHOOL	APPEARED			PASS			F		M		TOT	
		F	M	TOT	F	M	TOT	MEAN	SD	MEAN	SD	MEAN	SD
	PHUNTSHOTANG MIDDLE SECONDARY SCHOOL	39	35	74	31	32	63	43.10	11.17	53.26	13.67	47.90	13.34
	DZONGKHAG SUMMARY	303	285	588	205	204	409	42.79	12.87	45.95	14.31	44.32	13.67
SAMDRUP JONGKHAR THROMDE	SAMDRUP JONGKHAR MIDDLE SECONDARY SCHOOL	46	22	68	44	20	64	55.08	13.41	46.22	11.19	52.21	13.32
	THROMDE SUMMARY	46	22	68	44	20	64	55.08	13.41	46.22	11.19	52.21	13.32
SAMTSE	DOROKHA CENTRAL SCHOOL	103	86	189	62	70	132	41.35	13.17	49.06	14.45	44.86	14.26
	GOMTU MIDDLE SECONDARY SCHOOL	65	55	120	51	41	92	46.33	14.03	45.45	13.77	45.93	13.86
	PELJORLING HIGHER SECONDARY SCHOOL	113	82	195	75	48	123	43.38	14.09	42.75	14.87	43.12	14.39
	SAMTSE HIGHER SECONDARY SCHOOL	87	107	194	68	84	152	48.91	15.14	49.13	16.49	49.04	15.86
	TENDRUK CENTRAL SCHOOL	100	107	207	76	92	168	45.36	12.50	51.72	15.66	48.65	14.54
	YOESLTSE MIDDLE SECONDARY SCHOOL	50	58	108	33	34	67	43.90	15.08	40.34	13.13	41.99	14.11
	DZONGKHAG SUMMARY	518	495	1013	365	369	734	44.71	14.05	47.18	15.45	45.92	14.79
SARPANG	NORBULING CENTRAL SCHOOL	137	102	239	80	60	140	40.66	12.52	42.12	13.95	41.28	13.14
	SARPANG CENTRAL SCHOOL	126	101	227	63	67	130	39.57	12.25	42.48	10.83	40.86	11.71
	DZONGKHAG SUMMARY	263	203	466	143	127	270	40.14	12.38	42.30	12.46	41.08	12.45
THIM-THROM	BABESA MIDDLE SECONDARY SCHOOL	82	55	137	59	36	95	42.00	10.93	42.16	13.43	42.06	11.95
	CHANGANGKHA MIDDLE SECONDARY SCHOOL	53	44	97	50	36	86	55.58	14.66	53.47	15.90	54.62	15.19
	DECHHENCHOELING HIGHER SECONDARY SCHOOL	81	84	165	60	52	112	45.94	15.80	43.99	13.96	44.95	14.88
	DR.TOBYEL SCHOOL	17	9	26	16	7	23	53.24	16.96	59.16	19.31	55.28	17.65
	DRUK SCHOOL	9	17	26	9	16	25	74.22	15.00	59.18	13.90	64.39	15.78
	ELC HIGH SCHOOL	2	12	14	1	8	9	35.80	9.90	39.33	11.25	38.83	10.79
	LOSELING MIDDLE SECONDARY SCHOOL	72	64	136	47	35	82	43.84	15.08	38.79	10.58	41.46	13.35
	LUNGTENZAMPA MIDDLE SECONDARY SCHOOL	184	199	383	136	131	267	48.98	16.61	43.31	14.48	46.03	15.77
	MOTITHANG HIGHER SECONDARY SCHOOL	118	112	230	76	67	143	45.27	16.10	40.69	12.31	43.04	14.53
	PELKHIL SCHOOL	11	20	31	7	9	16	42.35	15.66	36.56	8.19	38.62	11.50
	YANGCHENPHUG HIGHER SECONDARY SCHOOL	142	95	237	121	73	194	52.42	16.12	47.59	15.18	50.48	15.89
	ZHILUKHA MIDDLE SECONDARY SCHOOL	57	34	91	48	29	77	46.84	13.40	50.76	14.44	48.30	13.85
	THROMDE SUMMARY	828	745	1573	630	499	1129	48.12	16.02	44.31	14.51	46.32	15.44
THIMPHU	KHASADRACHU MIDDLE SECONDARY SCHOOL	33	39	72	21	26	47	43.05	13.06	44.94	16.39	44.08	14.89
	KUZUCHEN MIDDLE SECONDARY SCHOOL	15	13	28	14	11	25	46.85	7.51	49.60	10.95	48.13	9.19
	WANGBAMA CENTRAL SCHOOL	69	74	143	36	52	88	36.97	8.17	40.22	9.08	38.65	8.77
	DZONGKHAG SUMMARY	117	126	243	71	89	160	39.95	10.35	42.65	12.31	41.35	11.47
TRASHIGANG	BARTSHAM CENTRAL SCHOOL	31	35	66	21	27	48	42.98	14.12	44.38	10.96	43.72	12.46
	DUNGTSE CENTRAL SCHOOL	50	52	102	46	49	95	48.06	11.33	54.17	14.91	51.18	13.56
	GONGTHUNG MIDDLE SECONDARY SCHOOL	28	29	57	22	23	45	42.98	10.64	52.03	17.31	47.59	15.01
	JAMPELING HIGHER SECONDARY SCHOOL	35	39	74	26	36	62	47.57	15.10	55.67	15.92	51.84	15.96
	JIGME SHERUBLING CENTRAL SCHOOL	72	56	128	59	51	110	48.27	14.71	55.85	15.43	51.58	15.43
	RADHI MIDDLE SECONDARY SCHOOL	11	11	22	9	8	17	45.76	12.92	47.91	14.87	46.84	13.64
	RANGJUNG CENTRAL SCHOOL	69	64	133	67	62	129	54.23	9.56	57.22	13.91	55.67	11.91
	THRIMSHING CENTRAL SCHOOL	54	50	104	44	42	86	52.05	16.13	52.12	15.02	52.08	15.53
	TRASHIGANG MIDDLE SECONDARY SCHOOL	15	17	32	13	13	26	46.75	12.43	51.07	15.35	49.04	14.01



DZONGKHAG	SCHOOL	APPEARED			PASS			F		M		TOT	
		F	M	TOT	F	M	TOT	MEAN	SD	MEAN	SD	MEAN	SD
TRASHITSE	TRASHITSE HIGHER SECONDARY SCHOOL	45	57	102	29	51	80	41.18	10.49	47.82	11.53	44.89	11.51
	UDZORONG CENTRAL SCHOOL	38	24	62	19	15	34	38.82	12.65	45.87	18.11	41.55	15.25
	DZONGKHAG SUMMARY	448	434	882	355	377	732	47.24	13.64	52.23	15.06	49.70	14.57
TRASHIYANGTSE	BAYLING CENTRAL SCHOOL	64	47	111	40	36	76	42.01	12.62	43.36	12.59	42.58	12.57
	KUNZANGLING CENTRAL SCHOOL	30	37	67	23	34	57	43.07	12.04	50.14	10.44	46.97	11.65
	RAMJAR MIDDLE SEONDARY SCHOOL	31	42	73	23	35	58	45.08	14.14	48.15	15.36	46.85	14.83
	TSENKARLA CENTRAL SCHOOL	72	55	127	47	42	89	46.06	15.51	42.76	11.04	44.63	13.80
	DZONGKHAG SUMMARY	197	181	378	133	147	280	44.13	13.91	45.67	12.73	44.87	13.36
TRONGSA	SAMCHOLING MIDDLE SECONDARY SCHOOL	23	29	52	19	19	38	46.04	12.16	42.04	13.25	43.81	12.82
	SHERUBLING CENTRAL SCHOOL	52	39	91	43	29	72	50.04	17.36	42.32	11.03	46.73	15.39
	TAKTSE CENTRAL SCHOOL	34	30	64	27	24	51	42.24	8.87	43.31	11.74	42.74	10.25
	TSHANGKHA CENTRAL CHOO	42	32	74	28	31	59	42.51	10.66	51.02	14.53	46.19	13.10
	DZONGKHAG SUMMARY	151	130	281	117	103	220	45.58	13.59	44.63	13.01	45.14	13.31
TSIRANG	DAMPHU CENTRAL SCHOOL	116	130	246	86	92	178	48.82	16.75	46.30	15.10	47.49	15.91
	MENDREGANG CENTRAL SCHOOL	91	82	173	74	66	140	45.24	11.95	46.25	14.40	45.72	13.14
	DZONGKHAG SUMMARY	207	212	419	160	158	318	47.25	14.90	46.28	14.79	46.76	14.84
WANGDUE PHODRANG	BAJOTHANG HIGHER SECONDARY SCHOOL	93	83	176	62	51	113	42.69	13.76	42.02	15.43	42.37	14.53
	GASELO CENTRAL SCHOOL	26	53	79	24	44	68	48.47	12.95	45.24	12.57	46.30	12.71
	PHOBJIKHA CENTRAL SCHOOL	29	29	58	29	29	58	56.74	12.50	60.20	11.88	58.47	12.21
	SAMTENGANG CENTRAL SCHOOL	85	69	154	70	55	125	45.19	11.94	45.81	12.51	45.47	12.16
	DZONGKHAG SUMMARY	233	234	467	185	179	364	46.00	13.54	46.12	14.58	46.06	14.06
ZHEMGANG	BULI CENTRAL SCHOOL	40	41	81	29	31	60	44.85	11.91	46.43	12.56	45.65	12.19
	SONAMTHANG CENTRAL SCHOOL	62	61	123	48	43	91	44.75	13.09	42.05	11.80	43.41	12.49
	YEBILAP TSA MIDDLE SECONDARY SCHOOL	60	55	115	33	37	70	39.80	11.85	44.56	13.82	42.08	12.99
	ZHEMGANG CENTRAL SCHOOL	33	23	56	27	22	49	53.99	16.08	57.55	16.56	55.45	16.22
	DZONGKHAG SUMMARY	195	180	375	137	133	270	44.81	13.78	45.79	14.01	45.28	13.88
OVERALL	6200	5773	11973	4499	4280	8779	45.31	14.23	46.18	14.61	45.73	14.42	

HISTORY AND CIVICS

DZONGKHAG	SCHOOL	APPEARED			PASS			F		M		TOT	
		F	M	TOT	F	M	TOT	MEAN	SD	MEAN	SD	MEAN	SD
BUMTHANG	CHUMEY MIDDLE SECONDARY SCHOOL	36	21	57	35	21	56	53.83	9.84	56.93	8.65	54.97	9.46
	JAKAR HIGHER SECONDARY SCHOOL	71	52	123	67	52	119	50.12	9.29	51.91	10.60	50.88	9.86
	TANG CENTRAL SCHOOL	34	35	69	32	35	67	50.71	10.56	53.39	10.88	52.07	10.73
	URA CENTRAL SCHOOL	24	18	42	24	18	42	54.17	11.50	57.92	11.90	55.77	11.68
	DZONGKHAG SUMMARY	165	126	291	158	126	284	51.64	10.08	54.02	10.72	52.67	10.41
CHHUKHA	AREKHA MIDDLE SECONDARY SCHOOL	24	6	30	23	5	28	51.75	10.77	43.33	10.75	50.07	11.12
	CHAPCHA MIDDLE SECONDARY SCHOOL	37	34	71	37	34	71	52.82	11.21	58.09	10.25	55.35	11.01
	CHUKHA CENTRAL SCHOOL	94	88	182	87	79	166	51.81	12.69	49.89	12.03	50.88	12.38
	CHUMIGTHANG MIDDLE SECONDARY SCHOOL	45	36	81	42	33	75	53.90	12.89	52.47	11.87	53.27	12.39
	DARLA MIDDLE SECONDARY SCHOOL	39	45	84	38	41	79	54.36	9.94	52.32	11.65	53.27	10.87
	GEDU HIGHER SECONDARY SCHOOL	44	19	63	42	19	61	53.31	12.21	57.00	10.70	54.42	11.81
	KAMJI MIDDLE SECONDARY SCHOOL	72	72	144	66	66	132	47.80	10.88	52.44	11.58	50.12	11.44
	PAKSHIKHA CENTRAL SCHOOL	68	70	138	56	68	124	44.91	10.17	52.49	10.69	48.75	11.07
	WANGCHUK MIDDLE SECONDARY SCHOOL	36	28	64	34	27	61	55.08	12.95	52.23	11.71	53.84	12.41
	DZONGKHAG SUMMARY	459	398	857	425	372	797	51.06	12.00	52.42	11.58	51.69	11.82

DZONGKHAG	SCHOOL	APPEARED			PASS			F		M		TOT	
		F	M	TOT	F	M	TOT	MEAN	SD	MEAN	SD	MEAN	SD
DAGANA	DAGA HIGHER SECONDARY SCHOOL	52	35	87	51	35	86	50.91	9.25	53.17	9.27	51.82	9.27
	DAGAPELA MIDDLE SECONDARY SCHOOL	41	29	70	39	27	66	55.20	12.97	51.97	11.69	53.86	12.47
	DRUKJEGANG HIGHER SECONDARY SCHOOL	77	68	145	70	66	136	49.17	11.77	52.18	9.53	50.58	10.84
	GESARLING CENTRAL SCHOOL	61	65	126	60	63	123	54.80	10.59	58.69	11.61	56.81	11.25
	LHAMOYZINGKHA MIDDLE SECONDARY SCHOOL	20	30	50	17	30	47	47.05	9.44	58.23	12.41	53.76	12.50
	DZONGKHAG SUMMARY	251	227	478	237	221	458	51.71	11.33	54.97	11.14	53.26	11.34
GASA	BJISHONG CENTAL SCHOOL	30	43	73	29	43	72	51.22	8.88	59.70	13.06	56.21	12.20
	DZONGKHAG SUMMARY	30	43	73	29	43	72	51.22	8.88	59.70	13.06	56.21	12.20
GELEPHU THROMDE	GELEPHU HIGHER SECONDARY SCHOOL	108	134	242	100	125	225	53.78	13.45	52.34	12.12	52.98	12.73
	PELRITHANG MIDDLE SECONDARY SCHOOL	63	58	121	60	52	112	49.48	11.41	49.85	13.07	49.66	12.18
	THROMDU SUMMARY	171	192	363	160	177	337	52.19	12.87	51.59	12.44	51.87	12.63
HAA	CHUNGDU ARM FORCE PUBLIC SCHOOL	33	24	57	29	23	52	48.76	10.06	56.27	11.76	51.92	11.34
	GONGZIM UGYEN DORJI CENTRAL SCHOOL	101	80	181	93	77	170	51.12	11.26	52.92	11.03	51.91	11.16
	DZONGKHAG SUMMARY	134	104	238	122	100	222	50.54	10.99	53.69	11.23	51.92	11.18
LHUNTSE	AUTSHO CENTRAL SCHOOL	25	33	58	20	28	48	42.76	10.11	53.02	13.47	48.59	13.09
	LHUENTSE HIGHER SECONDARY SCHOOL	18	17	35	18	16	34	57.64	11.15	61.09	13.50	59.31	12.29
	MINJEY MIDDLE SECONDARY SCHOOL	13	28	41	11	27	38	47.35	11.79	55.59	11.97	52.98	12.39
	TANGMACHU CENTRAL SCHOOL	69	82	151	61	76	137	50.68	13.11	52.92	11.48	51.90	12.26
DZONGKHAG SUMMARY	125	160	285	110	147	257	49.75	12.83	54.28	12.36	52.29	12.75	
MONGAR	CHASKHAR CENTRAL SCHOOL	19	21	40	19	21	40	49.87	7.68	53.19	8.85	51.61	8.38
	DRAMETSE CENTRAL SCHOOL	30	36	66	29	36	65	50.73	9.21	51.46	7.99	51.13	8.51
	GYELPOZHING CENTRAL SCHOOL	103	101	204	93	94	187	51.68	12.97	51.71	11.17	51.70	12.09
	KIDHEYKHAR MIDDLE SECONDARY SCHOOL	29	17	46	28	17	45	47.40	9.21	56.85	15.34	50.89	12.56
	MONGAR HIGHER SECONDARY SCHOOL	64	79	143	63	77	140	53.65	9.27	55.45	11.25	54.64	10.41
	YADI HIGHER SECONDARY SCHOOL	43	63	106	40	63	103	49.84	11.62	60.57	11.14	56.22	12.46
	DZONGKHAG SUMMARY	288	317	605	272	308	580	51.19	11.06	54.75	11.42	53.06	11.38
PARO	BITEKHA MIDDLE SECONDARY SCHOOL	39	27	66	39	27	66	52.78	10.16	56.11	9.61	54.14	10.00
	DRUKGYEL CENTRAL SCHOOL	103	88	191	97	85	182	53.22	10.48	52.89	10.77	53.07	10.58
	KHANGKHU MIDDLE SECONDARY SCHOOL	46	31	77	46	30	76	58.01	11.73	54.13	10.03	56.45	11.18
	LANGO MIDDLE SECONDARY SCHOOL	37	30	67	33	25	58	49.12	11.88	47.85	13.02	48.55	12.33
	SHABA MIDDLE SECONDARY SCHOOL	76	40	116	76	40	116	53.93	9.83	55.36	10.91	54.42	10.19
	SHARI HIGHER SECONDARY SCHOOL	41	30	71	37	30	67	52.24	12.83	51.70	11.86	52.01	12.34
	UTPAL HIGHER SECONDARY SCHOOL	10	20	30	10	20	30	44.30	5.63	51.93	6.05	49.38	6.87
	WANAKHA CENTRAL SCHOOL	18	9	27	16	9	25	45.39	5.88	54.67	9.84	48.48	8.50
	DZONGKHAG SUMMARY	370	275	645	354	266	620	52.77	11.01	53.01	10.81	52.88	10.92
PEMAGATSHEL	NANGKOR CENTRAL SCHOOL	27	23	50	25	23	48	51.70	11.67	54.91	8.44	53.18	10.34
	NGANGLAM HIGHER SECONDARY SCHOOL	79	80	159	76	78	154	51.25	10.46	52.01	10.33	51.64	10.37
	PEMA GATSHEL MIDDLE SECONDARY SCHOOL	50	48	98	45	44	89	49.21	11.86	51.48	12.00	50.32	11.92
	YELCHEN CENTRAL SCHOOL	24	32	56	24	31	55	56.35	11.57	56.94	10.80	56.69	11.04
	YURUNG CENTRAL SCHOOL	55	64	119	48	61	109	46.78	9.62	50.95	9.63	49.02	9.80
DZONGKHAG SUMMARY	235	247	482	218	237	455	50.34	11.09	52.54	10.52	51.47	10.84	



Pupil Performance Report 2018

DZONGKHAG	SCHOOL	APPEARED			PASS			F		M		TOT	
		F	M	TOT	F	M	TOT	MEAN	SD	MEAN	SD	MEAN	SD
PHUNTSHOLING THROMDE	PHUENTSHOLING HIGHER SECONDARY SCHOOL	65	63	128	61	60	121	52.75	13.08	51.21	12.39	52.00	12.72
	PHUENTSHOLING MIDDLE SECONDARY SCHOOL	50	48	98	49	48	97	58.72	13.18	51.46	10.49	55.16	12.42
	SONAMGANG MIDDLE SECONDARY SCHOOL	60	68	128	57	59	116	48.03	10.52	45.15	11.72	46.50	11.22
	THROMDE SUMMARY	175	179	354	167	167	334	52.84	12.93	48.98	11.97	50.89	12.59
PUNAKHA	DASHIDING HIGHER SECONDARY SCHOOL	38	42	80	37	42	79	57.37	8.79	59.33	12.07	58.40	10.62
	DECHENTSEMO CENTRAL SCHOOL	55	27	82	51	25	76	50.37	10.15	50.80	11.07	50.51	10.40
	KABESA MIDDLE SEONDARY SCHOOL	28	16	44	28	16	44	55.36	14.20	54.41	12.42	55.01	13.44
	KHURUTHANG MIDDLE SECONDARY SCHOOL	26	25	51	25	24	49	49.56	9.19	48.34	8.24	48.96	8.67
	PUNAKHA CENTRAL SCHOOL	24	28	52	23	27	50	57.56	10.17	53.75	11.38	55.51	10.90
	TASHIDINGKHA MIDDLE SECONDARY SCHOOL	72	57	129	72	54	126	54.37	8.44	52.01	9.70	53.33	9.06
	UGYEN ACADEMY HIGHER SECONDARY SCHOOL	48	63	111	48	63	111	59.46	10.76	58.66	8.69	59.00	9.60
	DZONGKHAG SUMMARY	291	258	549	284	251	535	54.77	10.53	54.68	10.86	54.73	10.68
SAMDRUP JONGKHAR	GARPAWONG MIDDLE SECONDARY SCHOOL	30	32	62	27	32	59	49.78	11.47	50.41	9.72	50.10	10.52
	GOMDAR CENTRAL SCHOOL	43	47	90	39	45	84	48.02	11.54	54.10	11.60	51.19	11.90
	JOMOTSHANGKHA MIDDLE SECONDARY SCHOOL	13	12	25	13	12	25	53.62	9.36	51.38	10.64	52.54	9.85
	KARMALING HIGHER SECONDARY SCHOOL	30	22	52	27	20	47	48.42	10.68	51.43	12.94	49.69	11.66
	MARTSHALLA MIDDLE SECONDARY SCHOOL	39	36	75	36	34	70	52.68	11.84	52.51	12.00	52.60	11.84
	MINJIWOONG CENTRAL SCHOOL	58	58	116	49	54	103	46.13	8.95	54.22	13.01	50.18	11.84
	ORONG HIGHER SECONDARY SCHOOL	51	43	94	46	37	83	46.64	10.20	45.73	10.40	46.22	10.25
	PHUNTSHOTHANG MIDDLE SECONDARY SCHOOL	39	35	74	32	33	65	46.73	9.58	53.10	10.90	49.74	10.65
	DZONGKHAG SUMMARY	303	285	588	269	267	536	48.31	10.62	51.80	11.79	50.01	11.33
SAMDRUP JONGKHAR THROMDE	SAMDRUP JONGKHAR MIDDLE SECONDARY SCHOOL	46	22	68	44	19	63	54.83	12.89	47.09	9.61	52.32	12.40
	THROMDE SUMMARY	46	22	68	44	19	63	54.83	12.89	47.09	9.61	52.32	12.40
SAMTSE	DOROKHA CENTRAL SCHOOL	103	86	189	93	80	173	46.24	9.94	51.43	10.71	48.60	10.59
	GOMTU MIDDLE SECONDARY SCHOOL	65	55	120	62	55	117	51.06	12.30	51.63	9.98	51.32	11.26
	PELJORLING HIGHER SECONDARY SCHOOL	113	82	195	110	79	189	52.94	11.19	54.21	12.32	53.47	11.66
	SAMTSE HIGHER SECONDARY SCHOOL	87	107	194	77	101	178	48.40	10.59	50.32	12.20	49.46	11.52
	TENDRUK CENTRAL SCHOOL	100	107	207	95	101	196	49.82	9.55	53.34	12.08	51.64	11.05
	YOESLTSE MIDDLE SECONDARY SCHOOL	50	58	108	45	49	94	49.87	12.87	45.97	9.69	47.78	11.39
	DZONGKHAG SUMMARY	518	495	1013	482	465	947	49.71	11.06	51.45	11.64	50.56	11.38
SARPANG	NORBULING CENTRAL SCHOOL	137	102	239	118	96	214	48.94	12.16	51.01	11.38	49.82	11.85
	SARPANG CENTRAL SCHOOL	126	101	227	115	95	210	48.37	10.83	51.32	10.71	49.68	10.85
	DZONGKHAG SUMMARY	263	203	466	233	191	424	48.67	11.52	51.16	11.03	49.76	11.36
THIM-THROM	BABESA MIDDLE SECONDARY SCHOOL	82	55	137	78	51	129	47.81	8.71	50.42	11.23	48.86	9.84
	CHANGANGKHA MIDDLE SECONDARY SCHOOL	53	44	97	53	43	96	63.70	10.92	61.93	13.18	62.90	11.96
	DECHHENCHOELING HIGHER SECONDARY SCHOOL	81	84	165	77	78	155	52.85	12.55	50.48	11.24	51.65	11.93
	DR.TOBYGEL SCHOOL	17	9	26	17	9	26	57.44	11.64	64.61	13.76	59.92	12.63
	DRUK SCHOOL	9	17	26	9	17	26	66.61	11.17	55.94	10.64	59.63	11.80
	ELC HIGH SCHOOL	2	12	14	2	12	14	51.50	14.85	50.67	9.20	50.79	9.42

DZONGKHAG	SCHOOL	APPEARED			PASS			F		M		TOT	
		F	M	TOT	F	M	TOT	MEAN	SD	MEAN	SD	MEAN	SD
	LOSELING MIDDLE SECONDARY SCHOOL	72	64	136	70	61	131	53.31	10.69	51.45	9.59	52.43	10.19
	LUNGTENZAMPA MIDDLE SECONDARY SCHOOL	184	199	383	183	195	378	58.32	12.60	53.54	11.24	55.84	12.14
	MOTITHANG HIGHER SECONDARY SCHOOL	118	112	230	112	107	219	53.33	12.40	50.48	10.05	51.94	11.38
	PELKHIL SCHOOL	11	20	31	11	20	31	48.73	10.65	52.18	9.83	50.95	10.09
	YANGCHENPHUG HIGHER SECONDARY SCHOOL	142	95	237	139	93	232	61.06	12.64	58.19	12.14	59.91	12.49
	ZHILUKHA MIDDLE SECONDARY SCHOOL	57	34	91	56	33	89	53.46	10.23	57.51	12.41	54.98	11.20
	THROMDE SUMMARY	828	745	1573	807	719	1526	56.01	12.56	53.70	11.68	54.91	12.20
THIMPHU	KHASADRAPCHU MIDDLE SECONDARY SCHOOL	33	39	72	32	39	71	53.38	10.80	55.06	10.08	54.29	10.38
	KUZUCHEN MIDDLE SECONDARY SCHOOL	15	13	28	14	13	27	53.00	11.58	59.19	7.54	55.88	10.23
	WANGBAMA CENTRAL SCHOOL	69	74	143	64	70	134	47.84	10.27	48.73	8.72	48.30	9.47
	DZONGKHAG SUMMARY	117	126	243	110	122	232	50.06	10.83	51.77	9.77	50.95	10.31
TRASHIGANG	BARTSHAM CENTRAL SCHOOL	31	35	66	31	34	65	51.71	10.82	54.31	10.11	53.09	10.45
	DUNG TSE CENTRAL SCHOOL	50	52	102	48	52	100	51.31	9.65	57.05	9.61	54.24	10.01
	GONGTHUNG MIDDLE SECONDARY SCHOOL	28	29	57	28	28	56	50.88	8.71	60.14	12.27	55.59	11.56
	JAMPELING HIGHER SECONDARY SCHOOL	35	39	74	33	39	72	54.10	11.61	58.88	10.49	56.62	11.22
	JIGME SHERUBLING CENTRAL SCHOOL	72	56	128	72	54	126	54.83	10.86	58.52	11.39	56.45	11.20
	RADHI MIDDLE SECONDARY SCHOOL	11	11	22	11	11	22	53.95	11.52	64.64	8.67	59.30	11.36
	RANGJUNG CENTRAL SCHOOL	69	64	133	68	63	131	55.08	9.15	58.70	12.62	56.82	11.07
	THRIMSHING CENTRAL SCHOOL	54	50	104	52	49	101	52.48	13.02	55.03	12.52	53.71	12.78
	TRASHIGANG MIDDLE SECONDARY SCHOOL	15	17	32	15	17	32	53.57	9.01	56.82	10.94	55.30	10.06
	TRASHITSE HIGHER SECONDARY SCHOOL	45	57	102	39	54	93	48.29	9.71	54.27	11.31	51.63	10.99
	UDZORONG CENTRAL SCHOOL	38	24	62	32	22	54	43.96	10.50	50.00	11.53	46.30	11.22
	DZONGKHAG SUMMARY	448	434	882	429	423	852	52.03	10.90	56.83	11.55	54.39	11.47
TRASHIYANGTSE	BAYLING CENTRAL SCHOOL	64	47	111	58	44	102	51.75	11.61	55.14	13.22	53.18	12.37
	KUNZANGLING CENTRAL SCHOOL	30	37	67	29	37	66	54.40	13.23	58.15	9.53	56.47	11.40
	RAMJAR MIDDLE SEONDARY SCHOOL	31	42	73	28	41	69	48.05	10.67	53.48	10.35	51.17	10.76
	TSENKARLA CENTRAL SCHOOL	72	55	127	66	51	117	49.07	10.95	47.44	10.28	48.36	10.66
	DZONGKHAG SUMMARY	197	181	378	181	173	354	50.59	11.60	53.03	11.62	51.76	11.66
TRONGSA	SAMCHOLING MIDDLE SECONDARY SCHOOL	23	29	52	22	29	51	51.22	8.84	53.02	9.48	52.22	9.16
	SHERUBLING CENTRAL SCHOOL	52	39	91	51	39	90	55.49	11.91	53.47	8.53	54.63	10.59
	TAKTSE CENTRAL SCHOOL	34	30	64	31	29	60	46.78	9.05	48.07	8.71	47.38	8.85
	TSHANGKHA CENTRAL CHOOOL	42	32	74	39	31	70	52.35	11.35	53.97	10.60	53.05	10.98
	DZONGKHAG SUMMARY	151	130	281	143	128	271	52.00	11.11	52.25	9.51	52.12	10.38
TSIRANG	DAMPHU CENTRAL SCHOOL	116	130	246	110	123	233	57.12	13.86	54.14	12.75	55.54	13.34
	MENDREGANG CENTRAL SCHOOL	91	82	173	88	82	170	51.46	10.70	54.89	10.43	53.09	10.68
	DZONGKHAG SUMMARY	207	212	419	198	205	403	54.63	12.85	54.43	11.89	54.53	12.36
WANGDUE PHODRANG	BAJOTHANG HIGHER SECONDARY SCHOOL	93	83	176	83	72	155	49.17	11.66	48.77	12.45	48.98	12.01
	GASELO CENTRAL SCHOOL	26	53	79	26	52	78	52.58	9.74	52.32	7.44	52.41	8.21
	PHOBIKHA CENTRAL SCHOOL	29	29	58	24	28	52	46.84	11.69	52.60	9.65	49.72	11.01
	SAMTENGANG CENTRAL SCHOOL	85	69	154	84	66	150	51.84	9.60	53.75	10.09	52.70	9.84
	DZONGKHAG SUMMARY	233	234	467	217	218	435	50.24	10.84	51.52	10.60	50.88	10.73
ZHEMGANG	BULI CENTRAL SCHOOL	40	41	81	40	41	81	51.65	9.34	50.66	10.48	51.15	9.88
	SONAMTHANG CENTRAL SCHOOL	62	61	123	57	56	113	49.70	10.81	50.20	10.91	49.95	10.82
	YEBILAP TSA MIDDLE SECONDARY SCHOOL	60	55	115	52	51	103	47.23	10.48	52.11	11.70	49.57	11.30
	ZHEMGANG CENTRAL SCHOOL	33	23	56	33	23	56	59.05	10.65	59.17	11.87	59.10	11.06
	DZONGKHAG SUMMARY	195	180	375	182	171	353	50.92	11.06	52.04	11.45	51.46	11.25



DZONGKHAG	SCHOOL	APPEARED			PASS			F		M		TOT	
		F	M	TOT	F	M	TOT	MEAN	SD	MEAN	SD	MEAN	SD
	DZONGKHAG SUMMARY	6200	5773	11973	5831	5516	11347	51.89	11.71	53.16	11.51	52.50	11.63

GEOGRAPHY

DZONGKHAG	SCHOOL	APPEARED			PASS			F		M		TOT	
		F	M	TOT	F	M	TOT	MEAN	SD	MEAN	SD	MEAN	SD
BUMTHANG	CHUMEY MIDDLE SECONDARY SCHOOL	36	21	57	36	21	57	63.04	10.88	63.90	10.13	63.36	10.53
	JAKAR HIGHER SECONDARY SCHOOL	71	52	123	69	51	120	60.62	11.95	61.43	11.91	60.96	11.89
	TANG CENTRAL SCHOOL	34	35	69	34	35	69	62.07	13.13	62.37	11.51	62.22	12.25
	URA CENTRAL SCHOOL	24	18	42	23	18	41	57.04	13.37	62.44	10.65	59.36	12.44
	DZONGKHAG SUMMARY	165	126	291	162	125	287	60.93	12.23	62.25	11.25	61.50	11.81
CHHUKHA	AREKHA MIDDLE SECONDARY SCHOOL	24	6	30	23	5	28	55.17	12.94	47.50	12.63	53.63	13.04
	CHAPCHA MIDDLE SECONDARY SCHOOL	37	34	71	37	34	71	65.30	13.31	70.18	12.59	67.63	13.11
	CHUKHA CENTRAL SCHOOL	94	88	182	88	85	173	56.16	14.11	58.68	13.33	57.38	13.76
	CHUMIGTHANG MIDDLE SECONDARY SCHOOL	45	36	81	44	34	78	59.66	13.28	59.38	13.94	59.53	13.49
	DARLA MIDDLE SECONDARY SCHOOL	39	45	84	38	45	83	62.96	12.94	61.87	13.39	62.38	13.11
	GEDU HIGHER SECONDARY SCHOOL	44	19	63	44	19	63	57.30	13.06	64.21	11.12	59.38	12.82
	KAMJI MIDDLE SECONDARY SCHOOL	72	72	144	68	70	138	52.65	12.86	60.13	12.48	56.39	13.18
	PAKSHIKHA CENTRAL SCHOOL	68	70	138	58	69	127	50.46	14.65	61.07	12.59	55.84	14.60
	WANGCHUK MIDDLE SECONDARY SCHOOL	36	28	64	35	28	63	61.28	12.02	62.96	10.07	62.02	11.16
DZONGKHAG SUMMARY	459	398	857	435	389	824	56.88	14.07	61.16	13.09	58.87	13.78	
DAGANA	DAGA HIGHER SECONDARY SCHOOL	52	35	87	52	35	87	60.32	10.99	63.76	9.31	61.70	10.43
	DAGAPELA MIDDLE SECONDARY SCHOOL	41	29	70	40	28	68	66.16	12.51	66.10	13.83	66.14	12.98
	DRUKJEGANG HIGHER SECONDARY SCHOOL	77	68	145	72	64	136	53.69	13.58	58.38	11.52	55.89	12.83
	GESARLING CENTRAL SCHOOL	61	65	126	60	62	122	59.15	11.41	63.18	12.99	61.23	12.37
	LHAMOYZINGKHA MIDDLE SECONDARY SCHOOL	20	30	50	20	30	50	52.95	10.39	66.40	12.04	61.02	13.11
	DZONGKHAG SUMMARY	251	227	478	244	219	463	58.37	12.85	62.63	12.32	60.39	12.77
GASA	BJISHONG CENTRAL SCHOOL	30	43	73	29	43	72	57.68	11.99	65.87	11.38	62.51	12.25
	DZONGKHAG SUMMARY	30	43	73	29	43	72	57.68	11.99	65.87	11.38	62.51	12.25
GELEPHU THROMDE	GELEPHU HIGHER SECONDARY SCHOOL	108	134	242	104	127	231	59.75	13.85	60.61	14.21	60.23	14.03
	PELRITHANG MIDDLE SECONDARY SCHOOL	63	58	121	56	52	108	52.49	12.97	52.26	14.54	52.38	13.69
	THROMDE SUMMARY	171	192	363	160	179	339	57.08	13.95	58.09	14.78	57.61	14.38
HAA	CHUNGPU ARM FORCE PUBLIC SCHOOL	33	24	57	31	24	55	58.89	13.95	68.40	10.86	62.89	13.50
	GONGZIM UGYEN DORJI CENTRAL SCHOOL	101	80	181	98	80	178	59.33	12.94	61.76	10.56	60.41	11.98
	DZONGKHAG SUMMARY	134	104	238	129	104	233	59.22	13.14	63.29	10.95	61.00	12.37
LHUNTSE	AUTSHO CENTRAL SCHOOL	25	33	58	23	32	55	50.12	11.01	61.56	14.32	56.63	14.10
	LHUENTSE HIGHER SECONDARY SCHOOL	18	17	35	18	17	35	65.42	12.48	66.85	12.32	66.11	12.24
	MINJEY MIDDLE SECONDARY SCHOOL	13	28	41	12	28	40	51.15	13.81	59.21	10.34	56.66	11.99
	TANGMACHU CENTRAL SCHOOL	69	82	151	63	76	139	56.40	15.27	58.42	13.52	57.50	14.33
	DZONGKHAG SUMMARY	125	160	285	116	153	269	55.90	14.61	60.10	13.22	58.26	13.98
MONGAR	CHASKHAR CENTRAL SCHOOL	19	21	40	16	21	37	46.82	8.57	55.60	10.26	51.43	10.37
	DRAMETSE CENTRAL SCHOOL	30	36	66	30	36	66	58.82	10.14	60.51	9.35	59.74	9.68
	GYELOPHZHING CENTRAL SCHOOL	103	101	204	98	96	194	57.24	13.84	56.94	11.28	57.09	12.60

DZONGKHAG	SCHOOL	APPEARED			PASS			F		M		TOT	
		F	M	TOT	F	M	TOT	MEAN	SD	MEAN	SD	MEAN	SD
PARO	KIDHEYKHAR MIDDLE SECONDARY SCHOOL	29	17	46	29	17	46	58.24	11.86	68.35	15.09	61.98	13.89
	MONGAR HIGHER SECONDARY SCHOOL	64	79	143	63	79	142	63.78	11.98	66.66	11.90	65.37	11.98
	YADI HIGHER SECONDARY SCHOOL	43	63	106	43	63	106	62.22	10.78	70.56	11.49	67.18	11.89
	DZONGKHAG SUMMARY	288	317	605	279	312	591	59.02	12.76	63.00	12.70	61.10	12.88
	BITEKHA MIDDLE SECONDARY SCHOOL	39	27	66	38	27	65	61.29	12.64	66.00	12.35	63.22	12.64
	DRUKGYEL CENTRAL SCHOOL	103	88	191	99	87	186	56.30	12.95	60.64	12.00	58.30	12.68
	KHANGKHU MIDDLE SECONDARY SCHOOL	46	31	77	45	31	76	62.93	11.92	59.98	8.15	61.75	10.60
	LANGO MIDDLE SECONDARY SCHOOL	37	30	67	36	30	66	59.51	16.53	59.72	15.21	59.60	15.83
	SHABA MIDDLE SECONDARY SCHOOL	76	40	116	76	39	115	66.98	10.74	65.41	12.78	66.44	11.45
	SHARI HIGHER SECONDARY SCHOOL	41	30	71	41	29	70	64.65	16.29	64.80	12.86	64.71	14.83
UTPAL HIGHER SECONDARY SCHOOL	10	20	30	8	20	28	42.65	10.06	55.15	11.87	50.98	12.63	
WANAKHA CENTRAL SCHOOL	18	9	27	18	9	27	50.81	6.68	61.83	10.43	54.48	9.52	
DZONGKHAG SUMMARY	370	275	645	361	272	633	60.45	13.90	61.78	12.44	61.02	13.30	
PEMAGATSHEL	NANGKOR CENTRAL SCHOOL	27	23	50	26	23	49	58.15	13.65	62.02	9.57	59.93	11.99
	NGANGLAM HIGHER SECONDARY SCHOOL	79	80	159	75	79	154	55.72	12.38	59.89	11.06	57.82	11.88
	PEMA GATSHEL MIDDLE SECONDARY SCHOOL	50	48	98	49	47	96	59.41	14.69	61.14	15.05	60.26	14.82
	YELCHEN CENTRAL SCHOOL	24	32	56	23	32	55	56.13	11.59	61.81	9.27	59.38	10.62
	YURUNG CENTRAL SCHOOL	55	64	119	55	64	119	54.03	10.65	59.21	10.34	56.82	10.76
DZONGKHAG SUMMARY	235	247	482	228	245	473	56.43	12.66	60.40	11.40	58.47	12.18	
PHUNTSHOLING THROMDE	PHUENTSHOLING HIGHER SECONDARY SCHOOL	65	63	128	63	62	125	58.62	12.68	57.24	13.16	57.94	12.89
	PHUENTSHOLING MIDDLE SECONDARY SCHOOL	50	48	98	48	46	94	62.64	14.50	56.30	11.80	59.54	13.56
	SONAMGANG MIDDLE SECONDARY SCHOOL	60	68	128	59	62	121	52.49	11.88	52.15	13.57	52.31	12.76
	THROMDE SUMMARY	175	179	354	170	170	340	57.67	13.53	55.05	13.10	56.34	13.36
PUNAKHA	DASHIDING HIGHER SECONDARY SCHOOL	38	42	80	38	42	80	70.07	9.95	71.90	10.45	71.03	10.19
	DECHENTSEMO CENTRAL SCHOOL	55	27	82	54	26	80	57.26	12.04	59.20	14.81	57.90	12.95
	KABESA MIDDLE SEONDARY SCHOOL	28	16	44	28	15	43	65.23	15.41	65.31	15.40	65.26	15.23
	KHURUTHANG MIDDLE SECONDARY SCHOOL	26	25	51	26	25	51	60.23	13.31	62.38	9.12	61.28	11.39
	PUNAKHA CENTRAL SCHOOL	24	28	52	23	28	51	67.69	13.72	64.20	11.52	65.81	12.58
	TASHIDINGKHA MIDDLE SECONDARY SCHOOL	72	57	129	72	56	128	56.02	9.80	57.73	9.92	56.78	9.85
	UGYEN ACADEMY HIGHER SECONDARY SCHOOL	48	63	111	48	63	111	67.63	10.16	66.69	8.77	67.09	9.36
	DZONGKHAG SUMMARY	291	258	549	289	255	544	62.23	12.77	64.00	11.78	63.06	12.33
SAMDRUP JONGKHAR	GARPAWONG MIDDLE SECONDARY SCHOOL	30	32	62	28	32	60	54.88	14.86	61.17	11.73	58.13	13.60
	GOMDAR CENTRAL SCHOOL	43	47	90	43	47	90	60.29	12.76	65.53	11.60	63.03	12.38
	JOMOTSHANGKHA MIDDLE SECONDARY SCHOOL	13	12	25	13	12	25	62.12	9.76	60.04	10.87	61.12	10.15
	KARMALING HIGHER SECONDARY SCHOOL	30	22	52	29	22	51	61.83	13.60	67.57	11.75	64.26	13.05
	MARTSHALLA MIDDLE SECONDARY SCHOOL	39	36	75	39	36	75	61.47	12.51	62.26	11.44	61.85	11.93
	MINJIWOONG CENTRAL SCHOOL	58	58	116	55	54	109	56.13	12.42	63.55	14.73	59.84	14.07
	ORONG HIGHER SECONDARY SCHOOL	51	43	94	43	42	85	50.28	14.24	52.72	11.68	51.40	13.12



Pupil Performance Report 2018

DZONGKHAG	SCHOOL	APPEARED			PASS			F		M		TOT	
		F	M	TOT	F	M	TOT	MEAN	SD	MEAN	SD	MEAN	SD
	PHUNTSHOTANG MIDDLE SECONDARY SCHOOL	39	35	74	38	35	73	57.65	11.91	66.06	10.63	61.63	12.01
	DZONGKHAG SUMMARY	303	285	588	288	280	568	57.32	13.47	62.28	12.85	59.73	13.39
SAMDRUP JONGKHAR THROMDE	SAMDRUP JONGKHAR MIDDLE SECONDARY SCHOOL	46	22	68	45	22	67	65.26	11.85	57.52	11.73	62.76	12.28
	THROMDE SUMMARY	46	22	68	45	22	67	65.26	11.85	57.52	11.73	62.76	12.28
SAMTSE	DOROKHA CENTRAL SCHOOL	103	86	189	87	80	167	47.99	12.95	57.94	11.74	52.51	13.34
	GOMTU MIDDLE SECONDARY SCHOOL	65	55	120	65	55	120	57.68	12.21	59.58	11.42	58.55	11.85
	PELJORLING HIGHER SECONDARY SCHOOL	113	82	195	110	81	191	58.14	12.66	62.01	12.22	59.77	12.59
	SAMTSE HIGHER SECONDARY SCHOOL	87	107	194	84	106	190	60.28	13.42	62.86	13.41	61.70	13.44
	TENDRUK CENTRAL SCHOOL	100	107	207	96	105	201	53.88	10.40	60.17	12.33	57.13	11.84
	YOESLTSE MIDDLE SECONDARY SCHOOL	50	58	108	50	56	106	54.11	13.89	52.88	11.56	53.45	12.64
	DZONGKHAG SUMMARY	518	495	1013	492	483	975	55.21	13.15	59.75	12.58	57.43	13.07
SARPANG	NORBULING CENTRAL SCHOOL	137	102	239	125	100	225	55.76	14.31	60.47	12.77	57.77	13.84
	SARPANG CENTRAL SCHOOL	126	101	227	122	99	221	58.97	13.72	62.99	11.01	60.76	12.72
	DZONGKHAG SUMMARY	263	203	466	247	199	446	57.29	14.09	61.72	11.96	59.22	13.38
THIM-THROM	BABESA MIDDLE SECONDARY SCHOOL	82	55	137	81	55	136	57.50	11.23	57.96	11.90	57.69	11.46
	CHANGANGKHA MIDDLE SECONDARY SCHOOL	53	44	97	53	43	96	68.44	12.02	67.41	13.91	67.97	12.85
	DECHHENCHOELING HIGHER SECONDARY SCHOOL	81	84	165	79	81	160	63.64	14.55	61.45	13.51	62.52	14.03
	DR.TOBGYEL SCHOOL	17	9	26	17	9	26	64.00	13.80	66.00	15.65	64.69	14.18
	DRUK SCHOOL	9	17	26	9	17	26	69.83	12.32	58.79	10.30	62.62	12.05
	ELC HIGH SCHOOL	2	12	14	2	10	12	45.50	3.54	50.33	12.37	49.64	11.55
	LOSELING MIDDLE SECONDARY SCHOOL	72	64	136	71	62	133	59.00	12.85	58.02	12.30	58.54	12.55
	LUNGTENZAMPA MIDDLE SECONDARY SCHOOL	184	199	383	181	194	375	62.04	13.84	59.11	12.01	60.52	12.99
	MOTITHANG HIGHER SECONDARY SCHOOL	118	112	230	118	110	228	61.81	15.06	57.73	11.90	59.82	13.74
	PELKHIL SCHOOL	11	20	31	11	20	31	55.95	12.51	55.75	13.63	55.82	13.03
	YANGCHENPHUG HIGHER SECONDARY SCHOOL	142	95	237	141	93	234	67.49	12.28	65.13	11.99	66.54	12.20
	ZHILUKHA MIDDLE SECONDARY SCHOOL	57	34	91	56	34	90	60.69	13.92	65.32	11.87	62.42	13.32
	THROMDE SUMMARY	828	745	1573	819	728	1547	62.71	13.74	60.37	12.75	61.60	13.33
THIMPHU	KHASADRAPCHU MIDDLE SECONDARY SCHOOL	33	39	72	33	38	71	65.42	11.76	63.19	14.39	64.22	13.20
	KUZUCHEN MIDDLE SECONDARY SCHOOL	15	13	28	15	13	28	57.90	8.43	63.77	7.45	60.63	8.39
	WANGBAMA CENTRAL SCHOOL	69	74	143	62	72	134	50.43	12.44	55.51	9.97	53.06	11.48
	DZONGKHAG SUMMARY	117	126	243	110	123	233	55.62	13.47	58.74	11.89	57.24	12.74
TRASHIGANG	BARTSHAM CENTRAL SCHOOL	31	35	66	31	35	66	57.16	11.63	61.71	11.07	59.58	11.48
	DUNGTSE CENTRAL SCHOOL	50	52	102	48	52	100	63.10	12.19	68.24	11.29	65.72	11.96
	GONGTHUNG MIDDLE SECONDARY SCHOOL	28	29	57	28	29	57	60.34	9.71	70.76	12.32	65.64	12.20
	JAMPELING HIGHER SECONDARY SCHOOL	35	39	74	35	39	74	59.64	11.70	65.36	11.18	62.66	11.71
	JIGME SHERUBLING CENTRAL SCHOOL	72	56	128	72	55	127	64.57	12.74	69.68	12.06	66.80	12.66
	RADHI MIDDLE SECONDARY SCHOOL	11	11	22	11	11	22	62.50	10.79	69.95	10.50	66.23	11.07
	RANGJUNG CENTRAL SCHOOL	69	64	133	68	63	131	62.16	11.09	67.54	12.98	64.75	12.29
	THRIMSHING CENTRAL SCHOOL	54	50	104	53	50	103	60.13	15.18	61.80	13.29	60.93	14.26
	TRASHIGANG MIDDLE SECONDARY SCHOOL	15	17	32	15	17	32	60.33	10.30	64.74	11.65	62.67	11.09

DZONGKHAG	SCHOOL	APPEARED			PASS			F		M		TOT	
		F	M	TOT	F	M	TOT	MEAN	SD	MEAN	SD	MEAN	SD
	TRASHITSE HIGHER SECONDARY SCHOOL	45	57	102	45	55	100	57.01	12.83	63.62	11.67	60.71	12.57
	UDZORONG CENTRAL SCHOOL	38	24	62	35	23	58	49.99	12.72	57.77	11.86	53.00	12.88
	DZONGKHAG SUMMARY	448	434	882	441	429	870	60.15	12.81	65.68	12.40	62.87	12.90
TRASHIYANGTSE	BAYLING CENTRAL SCHOOL	64	47	111	62	47	109	57.32	12.53	62.98	11.81	59.72	12.50
	KUNZANGLING CENTRAL SCHOOL	30	37	67	29	37	66	57.22	12.55	64.01	11.96	60.97	12.60
	RAMJAR MIDDLE SEONDARY SCHOOL	31	42	73	28	42	70	53.18	12.85	60.32	9.94	57.29	11.73
	TSENKARLA CENTRAL SCHOOL	72	55	127	70	53	123	57.18	14.01	55.34	11.49	56.38	12.96
	DZONGKHAG SUMMARY	197	181	378	189	179	368	56.60	13.13	60.25	11.78	58.35	12.61
TRONGSA	SAMCHOLING MIDDLE SECONDARY SCHOOL	23	29	52	23	29	52	60.41	10.23	61.64	10.92	61.10	10.53
	SHERUBLING CENTRAL SCHOOL	52	39	91	51	39	90	64.27	13.88	61.69	10.23	63.16	12.45
	TAKTSE CENTRAL SCHOOL	34	30	64	33	29	62	52.06	11.12	55.72	12.21	53.77	11.69
	TSHANGKHA CENTRAL CHOO	42	32	74	41	32	73	62.40	11.67	66.67	11.87	64.25	11.86
	DZONGKHAG SUMMARY	151	130	281	148	129	277	60.41	12.94	61.53	11.77	60.93	12.40
TSIRANG	DAMPHU CENTRAL SCHOOL	116	130	246	113	130	243	65.84	15.10	64.56	13.72	65.16	14.37
	MENDREGANG CENTRAL SCHOOL	91	82	173	88	82	170	60.20	12.88	62.80	11.06	61.43	12.08
	DZONGKHAG SUMMARY	207	212	419	201	212	413	63.36	14.41	63.88	12.76	63.62	13.58
WANGDUE PHODRANG	BAJOTHANG HIGHER SECONDARY SCHOOL	93	83	176	86	76	162	55.01	13.55	56.90	14.90	55.90	14.20
	GASELO CENTRAL SCHOOL	26	53	79	26	52	78	60.77	9.04	59.19	9.18	59.71	9.11
	PHOBJIKHA CENTRAL SCHOOL	29	29	58	28	29	57	57.90	13.15	65.86	12.36	61.88	13.27
	SAMTENGANG CENTRAL SCHOOL	85	69	154	85	67	152	58.65	10.32	61.76	11.86	60.04	11.11
	DZONGKHAG SUMMARY	233	234	467	225	224	449	57.34	12.05	59.96	12.85	58.65	12.51
ZHEMGANG	BULI CENTRAL SCHOOL	40	41	81	40	40	80	59.21	10.67	56.91	11.03	58.05	10.85
	SONAMTHANG CENTRAL SCHOOL	62	61	123	59	58	117	55.02	11.27	58.25	14.16	56.63	12.84
	YEBILAP TSA MIDDLE SECONDARY SCHOOL	60	55	115	58	54	112	55.94	12.97	61.39	13.45	58.55	13.42
	ZHEMGANG CENTRAL SCHOOL	33	23	56	32	22	54	64.80	13.72	66.76	13.39	65.61	13.50
	DZONGKHAG SUMMARY	195	180	375	189	174	363	57.82	12.55	59.99	13.44	58.86	13.01
	OVERALL	6200	5773	11973	5996	5648	11644	58.95	13.55	61.34	12.73	60.10	13.21

ECONOMICS

DZONGKHAG	SCHOOL	APPEARED			PASS			F		M		TOT	
		F	M	TOT	F	M	TOT	MEAN	SD	MEAN	SD	MEAN	SD
BUMTHANG	CHUMEY MIDDLE SECONDARY SCHOOL	11	1	12	11	1	12	65.82	10.00	71.50		66.29	9.68
	JAKAR HIGHER SECONDARY SCHOOL	14	10	24	13	10	23	60.57	13.12	56.30	14.47	58.79	13.56
	TANG CENTRAL SCHOOL	12	10	22	12	10	22	55.79	12.32	57.40	12.81	56.52	12.27
	URA CENTRAL SCHOOL	4	2	6	4	2	6	65.75	20.66	75.75	12.37	69.08	17.70
	DZONGKHAG SUMMARY	41	23	64	40	23	63	61.09	13.10	59.13	14.03	60.38	13.36
CHHUKHA	AREKHA MIDDLE SECONDARY SCHOOL	24	6	30	23	5	28	60.71	13.99	53.83	14.84	59.33	14.18
	CHAPCHA MIDDLE SECONDARY SCHOOL	21	7	28	21	7	28	65.60	13.23	71.07	11.57	66.96	12.85
	CHUKHA CENTRAL SCHOOL	29	29	58	29	29	58	64.81	14.29	69.12	16.72	66.97	15.57
	CHUMIGTHANG MIDDLE SECONDARY SCHOOL	6	5	11	6	5	11	78.75	5.49	68.00	7.85	73.86	8.44
	DARLA MIDDLE SECONDARY SCHOOL	19	15	34	19	15	34	70.95	10.94	62.17	14.39	67.07	13.15
	KAMJI MIDDLE SECONDARY SCHOOL	36	32	68	36	32	68	50.99	9.11	57.48	13.87	54.04	11.96
	PAKSHIKHA CENTRAL SCHOOL	11	16	27	11	16	27	74.27	9.65	78.91	10.44	77.02	10.21
	WANGCHUK MIDDLE SECONDARY SCHOOL	3	4	7	3	4	7	59.00	19.70	56.75	14.71	57.71	15.46
	DZONGKHAG SUMMARY	149	114	263	148	113	261	62.85	14.32	65.14	15.73	63.84	14.96
DAGANA	DAGA HIGHER SECONDARY SCHOOL	29	9	38	29	9	38	62.93	12.91	63.94	12.45	63.17	12.64



Pupil Performance Report 2018

DZONGKHAG	SCHOOL	APPEARED			PASS			F		M		TOT	
		F	M	TOT	F	M	TOT	MEAN	SD	MEAN	SD	MEAN	SD
	DAGAPELA MIDDLE SECONDARY SCHOOL	9	2	11	9	2	11	71.39	10.51	72.75	6.72	71.64	9.65
	DRUKJEGANG HIGHER SECONDARY SCHOOL	27	22	49	27	22	49	57.74	15.05	59.55	11.45	58.55	13.45
	GESARLING CENTRAL SCHOOL	17	15	32	17	15	32	62.65	10.76	63.93	9.56	63.25	10.07
	LHAMOYZINGKHA MIDDLE SECONDARY SCHOOL	11	9	20	11	9	20	52.23	7.25	60.83	11.65	56.10	10.20
	DZONGKHAG SUMMARY	93	57	150	93	57	150	60.92	13.22	62.06	11.07	61.36	12.42
GASA	BJISHONG CENTAL SCHOOL	7	5	12	7	5	12	53.50	12.73	68.30	8.30	59.67	13.10
	DZONGKHAG SUMMARY	7	5	12	7	5	12	53.50	12.73	68.30	8.30	59.67	13.10
GELEPHU THROMDE	GELEPHU HIGHER SECONDARY SCHOOL	21	12	33	21	12	33	67.36	16.52	63.42	15.84	65.92	16.14
	PELRITHANG MIDDLE SECONDARY SCHOOL	23	22	45	22	22	44	52.89	12.83	51.95	12.88	52.43	12.72
	THROMDE SUMMARY	44	34	78	43	34	77	59.80	16.27	56.00	14.84	58.14	15.68
HAA	CHUNGDU ARM FORCE PUBLIC SCHOOL	2	5	7	2	5	7	57.25	24.40	55.10	10.89	55.71	13.39
	GONGZIM UGYEN DORJI CENTRAL SCHOOL	33	21	54	33	21	54	63.83	12.48	66.14	11.78	64.73	12.16
	DZONGKHAG SUMMARY	35	26	61	35	26	61	63.46	12.91	64.02	12.23	63.70	12.52
LHUNTSE	AUTSHO CENTRAL SCHOOL	1	9	10	1	9	10	52.00		72.83	14.18	70.75	14.90
	MINJEY MIDDLE SECONDARY SCHOOL	4	3	7	4	3	7	60.88	3.35	74.50	11.46	66.71	10.12
	TANGMACHU CENTRAL SCHOOL	15	7	22	15	7	22	65.87	12.27	68.00	11.32	66.55	11.75
	DZONGKHAG SUMMARY	20	19	39	20	19	39	64.18	11.19	71.32	12.40	67.65	12.19
MONGAR	DRAMETSE CENTRAL SCHOOL	10	8	18	9	8	17	57.55	12.45	57.94	8.69	57.72	10.64
	GYELPOZHING CENTRAL SCHOOL	51	42	93	50	42	92	57.27	12.63	58.10	10.48	57.65	11.66
	KIDHEYKHAR MIDDLE SECONDARY SCHOOL	6	7	13	6	7	13	64.08	12.57	70.14	11.84	67.35	12.08
	MONGAR HIGHER SECONDARY SCHOOL	29	32	61	29	32	61	73.12	12.29	74.97	12.06	74.09	12.10
	YADI HIGHER SECONDARY SCHOOL	8	11	19	8	11	19	68.25	16.47	81.09	6.70	75.68	13.15
	DZONGKHAG SUMMARY	104	100	204	102	100	202	62.96	14.44	66.86	13.89	64.87	14.27
PARO	BITEKHA MIDDLE SECONDARY SCHOOL	3		3	3		3	54.00	1.73			54.00	1.73
	DRUKGYEL CENTRAL SCHOOL	35	37	72	34	37	71	61.16	11.60	62.76	10.94	61.98	11.22
	KHANGKHU MIDDLE SECONDARY SCHOOL	8	7	15	8	7	15	68.06	17.48	68.64	8.01	68.33	13.43
	LANGO MIDDLE SECONDARY SCHOOL	14	10	24	14	10	24	64.79	14.07	60.75	16.05	63.10	14.73
	SHABA MIDDLE SECONDARY SCHOOL	31	10	41	31	10	41	63.15	12.05	69.45	12.51	64.68	12.32
	SHARI HIGHER SECONDARY SCHOOL	10	2	12	10	2	12	71.70	15.84	74.75	20.15	72.21	15.61
	UTPAL HIGHER SECONDARY SCHOOL	1	6	7	1	6	7	61.00		62.92	16.30	62.64	14.90
	WANAKHA CENTRAL SCHOOL	15	9	24	15	9	24	55.10	7.51	63.72	10.96	58.33	9.71
	DZONGKHAG SUMMARY	117	81	198	116	81	197	62.53	12.79	64.26	12.23	63.24	12.56
PEMAGATSHEL	NGANGLAM HIGHER SECONDARY SCHOOL	14	8	22	14	8	22	62.43	13.03	57.75	13.57	60.73	13.11
	PEMA GATSHEL MIDDLE SECONDARY SCHOOL	10	1	11	10	1	11	66.95	13.98	75.00		67.68	13.48
	YELCHEN CENTRAL SCHOOL	17	2	19	17	2	19	67.24	13.26	71.00	15.56	67.63	13.09
	YURUNG CENTRAL SCHOOL	8	9	17	8	9	17	66.88	12.18	66.50	14.59	66.68	13.09
	DZONGKHAG SUMMARY	49	20	69	49	20	69	65.74	12.94	63.88	14.18	65.20	13.23
PHUNTSHOLING THROMDE	PHUENTSHOLING HIGHER SECONDARY SCHOOL	16	17	33	15	16	31	57.59	15.50	53.97	12.50	55.73	13.93
	PHUENTSHOLING MIDDLE SECONDARY SCHOOL	16	11	27	16	10	26	65.19	14.51	50.59	12.29	59.24	15.26
	SONAMGANG MIDDLE SECONDARY SCHOOL	5	8	13	5	8	13	54.50	12.43	60.63	9.44	58.27	10.64
	THROMDE SUMMARY	37	36	73	36	34	70	60.46	14.95	54.42	12.08	57.48	13.85

DZONGKHAG	SCHOOL	APPEARED			PASS			F		M		TOT	
		F	M	TOT	F	M	TOT	MEAN	SD	MEAN	SD	MEAN	SD
PUNAKHA	DASHIDING HIGHER SECONDARY SCHOOL	7	13	20	7	13	20	63.57	12.25	74.46	9.61	70.65	11.58
	DECHENTSEMO CENTRAL SCHOOL	14	7	21	13	7	20	61.21	11.57	61.71	11.38	61.38	11.22
	KHURUTHANG MIDDLE SECONDARY SCHOOL	3		3	3		3	58.33	10.15			58.33	10.15
	TASHIDINGKHA MIDDLE SECONDARY SCHOOL	23	8	31	23	8	31	59.37	10.08	55.69	8.59	58.42	9.72
	DZONGKHAG SUMMARY	47	28	75	46	28	74	60.48	10.63	65.91	12.64	62.51	11.64
SAMDRUP JONGKHAR	GARPAWONG MIDDLE SECONDARY SCHOOL	11	8	19	11	8	19	57.73	11.87	60.56	10.48	58.92	11.09
	GOMDAR CENTRAL SCHOOL	9	12	21	9	12	21	57.17	10.29	72.08	8.47	65.69	11.79
	MARTSHALLA MIDDLE SECONDARY SCHOOL		8	8		8	8			63.63	9.38	63.63	9.38
	MINJIWOONG CENTRAL SCHOOL	36	21	57	34	20	54	54.88	12.80	68.24	16.86	59.80	15.69
	ORONG HIGHER SECONDARY SCHOOL	13	11	24	13	11	24	61.85	10.41	63.59	11.08	62.65	10.52
	PHUNTSHOTANG MIDDLE SECONDARY SCHOOL	13	11	24	13	11	24	59.46	16.19	69.55	11.69	64.08	14.92
	DZONGKHAG SUMMARY	82	71	153	80	70	150	57.34	12.66	66.99	12.77	61.82	13.56
SAMDRUP JONGKHAR THROMDE	SAMDRUP JONGKHAR MIDDLE SECONDARY SCHOOL	11	4	15	11	4	15	64.86	14.99	49.38	9.59	60.73	15.18
	THROMDE SUMMARY	11	4	15	11	4	15	64.86	14.99	49.38	9.59	60.73	15.18
SAMTSE	DOROKHA CENTRAL SCHOOL	88	69	157	83	69	152	50.24	11.89	58.43	13.28	53.84	13.13
	GOMTU MIDDLE SECONDARY SCHOOL	1		1	1		1	50.50				50.50	
	PELJORLING HIGHER SECONDARY SCHOOL	30	17	47	29	17	46	55.50	12.82	68.24	15.09	60.11	14.87
	SAMTSE HIGHER SECONDARY SCHOOL	23	22	45	23	22	45	60.02	12.34	60.73	12.44	60.37	12.25
	TENDRUK CENTRAL SCHOOL	11	17	28	11	16	27	64.05	10.37	66.38	15.53	65.46	13.57
	DZONGKHAG SUMMARY	153	125	278	147	124	271	53.74	12.76	61.25	14.08	57.11	13.86
SARPANG	NORBULING CENTRAL SCHOOL	35	26	61	35	25	60	63.84	13.86	62.69	13.50	63.35	13.61
	SARPANG CENTRAL SCHOOL	44	37	81	42	37	79	60.51	13.73	65.12	12.45	62.62	13.28
	DZONGKHAG SUMMARY	79	63	142	77	62	139	61.99	13.80	64.12	12.85	62.93	13.38
THIM-THROM	BABESA MIDDLE SECONDARY SCHOOL	11	4	15	11	4	15	67.91	12.33	63.75	17.83	66.80	13.43
	CHANGANGKHA MIDDLE SECONDARY SCHOOL	13	12	25	13	12	25	64.85	12.39	68.42	9.09	66.56	10.86
	DECHHENCHOELING HIGHER SECONDARY SCHOOL	23	12	35	23	12	35	62.63	10.94	62.08	8.94	62.44	10.17
	DR.TOBYEL SCHOOL	8	5	13	8	5	13	71.38	10.19	74.90	6.18	72.73	8.75
	DRUK SCHOOL	3	3	6	3	3	6	83.50	8.05	67.33	17.75	75.42	15.18
	LOSELING MIDDLE SECONDARY SCHOOL	21	10	31	21	10	31	61.90	11.95	57.85	14.87	60.60	12.85
	LUNGTENZAMPA MIDDLE SECONDARY SCHOOL	97	90	187	97	89	186	63.99	13.59	58.13	13.41	61.17	13.78
	MOTITHANG HIGHER SECONDARY SCHOOL	57	41	98	57	41	98	62.39	13.58	56.74	13.02	60.03	13.57
	YANGCHENPHUG HIGHER SECONDARY SCHOOL	63	56	119	63	56	119	69.52	11.15	65.71	13.39	67.73	12.35
	ZHILUKHA MIDDLE SECONDARY SCHOOL	28	7	35	28	7	35	59.20	12.08	65.21	9.31	60.40	11.71
	THROMDE SUMMARY	324	240	564	324	239	563	64.67	12.92	61.13	13.48	63.16	13.26
THIMPHU	KHASADRAPCHU MIDDLE SECONDARY SCHOOL	10	8	18	10	8	18	65.25	14.90	65.50	14.72	65.36	14.38
	WANGBAMA CENTRAL SCHOOL	12	12	24	12	11	23	60.13	11.05	59.33	17.94	59.73	14.58
	DZONGKHAG SUMMARY	22	20	42	22	19	41	62.45	12.88	61.80	16.61	62.14	14.59
TRASHIGANG	BARTSHAM CENTRAL SCHOOL	12	11	23	12	11	23	56.29	7.55	55.45	13.05	55.89	10.30
	DUNG TSE CENTRAL SCHOOL	3	14	17	3	14	17	81.83	4.16	66.21	11.07	68.97	11.81
	GONGTHUNG MIDDLE SECONDARY SCHOOL	4	7	11	4	7	11	64.25	13.11	72.21	4.16	69.32	8.84
	JAMPELING HIGHER SECONDARY SCHOOL	15	8	23	15	8	23	67.27	12.24	73.38	7.87	69.39	11.13



DZONGKHAG	SCHOOL	APPEARED			PASS			F		M		TOT	
		F	M	TOT	F	M	TOT	MEAN	SD	MEAN	SD	MEAN	SD
	JIGME SHERUBLING CENTRAL SCHOOL	8	3	11	8	3	11	53.06	10.81	75.43	16.60	59.16	15.69
	RADHI MIDDLE SECONDARY SCHOOL	1		1	1		1	63.50				63.50	
	RANGJUNG CENTRAL SCHOOL	18	9	27	18	8	26	69.39	11.50	60.56	15.08	66.44	13.21
	THRIMSHING CENTRAL SCHOOL	8	13	21	8	13	21	83.00	3.91	78.31	9.86	80.10	8.31
	TRASHIGANG MIDDLE SECONDARY SCHOOL	5	8	13	5	8	13	61.40	10.95	70.38	14.71	66.92	13.67
	TRASHITSE HIGHER SECONDARY SCHOOL	4	4	8	4	4	8	69.63	11.16	67.00	7.47	68.31	8.90
	UDZORONG CENTRAL SCHOOL		4	4		3	3			55.75	24.22	55.75	24.22
	DZONGKHAG SUMMARY	78	81	159	78	79	157	66.33	13.11	67.57	13.98	66.96	13.53
TRASHIYANGTSE	BAYLING CENTRAL SCHOOL	13	6	19	13	6	19	60.96	12.45	56.58	10.80	59.58	11.84
	KUNZANGLING CENTRAL SCHOOL	9	11	20	9	11	20	64.28	7.66	68.82	10.00	66.78	9.09
	RAMJAR MIDDLE SEONDARY SCHOOL		1	1		1	1			43.50		43.50	
	TSENKARLA CENTRAL SCHOOL	18	12	30	18	12	30	55.89	11.29	61.88	10.86	58.28	11.33
	DZONGKHAG SUMMARY	40	30	70	40	30	70	59.43	11.28	62.75	11.59	60.85	11.45
TRONGSA	SAMCHOLING MIDDLE SECONDARY SCHOOL	2		2	2		2	51.75	2.47			51.75	2.47
	SHERUBLING CENTRAL SCHOOL	2	2	4	2	2	4	64.25	8.84	67.25	20.15	65.75	12.82
	TSHANGKHA CENTRAL CHOO	20	1	21	20	1	21	69.18	14.20	66.50		69.05	13.86
	DZONGKHAG SUMMARY	24	3	27	24	3	27	67.31	13.97	67.00	14.26	67.28	13.72
TSIRANG	DAMPHU CENTRAL SCHOOL	35	45	80	34	45	79	68.74	14.62	66.32	11.99	67.38	13.17
	MENDREGANG CENTRAL SCHOOL	27	12	39	27	12	39	62.65	11.71	62.29	10.35	62.54	11.17
	DZONGKHAG SUMMARY	62	57	119	61	57	118	66.09	13.67	65.47	11.69	65.79	12.71
WANGDUE PHODRANG	BAJOTHANG HIGHER SECONDARY SCHOOL	46	13	59	44	13	57	53.97	14.93	52.00	15.33	53.53	14.91
	PHOBJIKHA CENTRAL SCHOOL	8	10	18	8	10	18	55.69	6.28	65.95	14.99	61.39	12.76
	SAMTENGANG CENTRAL SCHOOL	36	14	50	36	13	49	60.26	11.17	63.25	15.54	61.10	12.45
	DZONGKHAG SUMMARY	90	37	127	88	36	124	56.64	13.19	60.03	16.09	57.63	14.11
ZHEMGANG	BULI CENTRAL SCHOOL	6	2	8	6	2	8	68.42	8.58	67.75	8.13	68.25	7.88
	SONAMTHANG CENTRAL SCHOOL	19	8	27	19	8	27	67.16	12.83	72.75	17.20	68.81	14.16
	YEBILAP TSA MIDDLE SECONDARY SCHOOL	21	9	30	21	9	30	56.74	13.16	63.00	13.46	58.62	13.34
	DZONGKHAG SUMMARY	46	19	65	46	19	65	62.57	13.43	67.61	14.89	64.04	13.95
	OVERALL	1754	1293	3047	1733	1282	3015	61.75	13.68	63.35	13.85	62.43	13.77

COMPUTER APPLICATIONS

DZONGKHAG	SCHOOL	APPEARED			PASS			F		M		TOT	
		F	M	TOT	F	M	TOT	MEAN	SD	MEAN	SD	MEAN	SD
BUMTHANG	CHUMEY MIDDLE SECONDARY SCHOOL	11	10	21	11	10	21	81.57	6.85	74.88	6.61	78.38	7.41
	JAKAR HIGHER SECONDARY SCHOOL	22	16	38	22	16	38	82.20	9.55	80.94	9.09	81.67	9.26
	TANG CENTRAL SCHOOL	12	14	26	12	14	26	68.68	6.10	71.61	7.61	70.26	6.98
	URA CENTRAL SCHOOL	8	5	13	8	5	13	75.92	7.21	73.33	4.94	74.92	6.34
	DZONGKHAG SUMMARY	53	45	98	53	45	98	78.06	9.57	75.84	8.52	77.04	9.12
CHHUKHA	CHAPCHA MIDDLE SECONDARY SCHOOL	8	24	32	8	24	32	76.69	8.23	78.33	11.70	77.92	10.83
	CHUKHA CENTRAL SCHOOL	29	27	56	29	27	56	71.90	11.00	68.33	8.32	70.18	9.87
	CHUMIGTHANG MIDDLE SECONDARY SCHOOL	8	27	35	8	27	35	72.13	8.22	66.63	11.92	67.89	11.32
	DARLA MIDDLE SECONDARY SCHOOL	11	21	32	11	21	32	76.45	9.08	73.13	8.44	74.27	8.67
	GEDU HIGHER SECONDARY SCHOOL	25	17	42	25	17	42	81.68	7.64	81.29	6.26	81.52	7.03
	KAMJI MIDDLE SECONDARY SCHOOL	20	19	39	20	19	39	69.76	11.54	67.72	12.72	68.77	12.01
	PAKSHIKHA CENTRAL SCHOOL	22	15	37	22	15	37	64.86	9.85	72.62	7.41	68.01	9.63

DZONGKHAG	SCHOOL	APPEARED			PASS			F		M		TOT	
		F	M	TOT	F	M	TOT	MEAN	SD	MEAN	SD	MEAN	SD
	WANGCHUK MIDDLE SECONDARY SCHOOL	18	9	27	18	9	27	75.78	11.94	81.61	6.72	77.72	10.72
	DZONGKHAG SUMMARY	141	159	300	141	159	300	73.37	11.18	72.66	11.10	72.99	11.12
DAGANA	DAGA HIGHER SECONDARY SCHOOL	23	26	49	23	26	49	77.01	8.48	71.70	9.25	74.19	9.21
	DAGAPELA MIDDLE SECONDARY SCHOOL	16	11	27	16	11	27	83.72	5.87	73.54	6.97	79.57	8.04
	DRUKJEGANG HIGHER SECONDARY SCHOOL	17	19	36	17	19	36	78.24	11.29	80.70	7.19	79.53	9.29
	GESARLING CENTRAL SCHOOL	12	21	33	12	21	33	77.63	6.70	81.60	7.30	80.15	7.25
	LHAMOYZINGKHA MIDDLE SECONDARY SCHOOL	9	21	30	9	21	30	78.06	7.03	77.07	5.43	77.37	5.84
	DZONGKHAG SUMMARY	77	98	175	77	98	175	78.89	8.52	76.92	8.36	77.79	8.46
GASA	BJSHONG CENTAL SCHOOL	4	19	23	4	19	23	67.63	8.98	81.22	10.23	78.86	11.16
	DZONGKHAG SUMMARY	4	19	23	4	19	23	67.63	8.98	81.22	10.23	78.86	11.16
GELEPHU THROMDE	GELEPHU HIGHER SECONDARY SCHOOL	46	71	117	46	71	117	76.92	10.79	77.25	9.40	77.12	9.93
	PELRITHANG MIDDLE SECONDARY SCHOOL	21	33	54	21	33	54	86.98	5.64	82.01	9.23	83.94	8.33
	THROMDE SUMMARY	67	104	171	67	104	171	80.07	10.54	78.76	9.56	79.27	9.95
HAA	CHUNGDU ARM FORCE PUBLIC SCHOOL	28	17	45	28	17	45	76.03	9.32	82.41	6.40	78.44	8.83
	GONGZIM UGYEN DORJI CENTRAL SCHOOL	27	33	60	27	33	60	79.09	7.30	74.99	7.71	76.84	7.74
	DZONGKHAG SUMMARY	55	50	105	55	50	105	77.53	8.46	77.52	8.05	77.52	8.23
LHUNTSE	AUTSHO CENTRAL SCHOOL	13	17	30	13	17	30	69.62	8.78	73.26	12.44	71.68	10.98
	LHUENTSE HIGHER SECONDARY SCHOOL	5	8	13	5	8	13	84.80	4.59	85.19	4.96	85.04	4.63
	MINJEY MIDDLE SECONDARY SCHOOL	1	14	15	1	14	15	83.00		78.13	6.87	78.45	6.74
	TANGMACHU CENTRAL SCHOOL	7	29	36	7	29	36	73.86	8.83	77.47	9.29	76.76	9.19
	DZONGKHAG SUMMARY	26	68	94	26	68	94	74.19	9.78	77.46	9.82	76.56	9.87
MONGAR	CHASKHAR CENTRAL SCHOOL	19	21	40	19	21	40	63.79	7.60	69.08	7.96	66.57	8.14
	DRAMETSE CENTRAL SCHOOL	12	22	34	12	22	34	79.29	5.39	74.11	7.16	75.94	6.97
	GYELOZHING CENTRAL SCHOOL	35	34	69	35	34	69	79.62	8.99	75.69	9.96	77.69	9.62
	MONGAR HIGHER SECONDARY SCHOOL	26	28	54	26	28	54	80.05	6.27	79.83	9.52	79.94	8.05
	YADI HIGHER SECONDARY SCHOOL	20	27	47	20	27	47	72.55	5.60	77.52	7.18	75.40	6.94
	DZONGKHAG SUMMARY	112	132	244	112	132	244	75.74	9.38	75.63	9.14	75.68	9.23
PARO	BITEKHA MIDDLE SECONDARY SCHOOL	14	23	37	14	23	37	81.11	6.96	77.12	6.83	78.63	7.06
	DRUKGYEL CENTRAL SCHOOL	46	31	77	46	31	77	79.75	7.61	77.85	10.18	78.99	8.73
	KHANGKHU MIDDLE SECONDARY SCHOOL	29	18	47	29	18	47	81.21	8.07	80.25	7.32	80.84	7.72
	LANGO MIDDLE SECONDARY SCHOOL	10	15	25	10	15	25	64.83	11.32	70.67	10.99	68.33	11.27
	SHABA MIDDLE SECONDARY SCHOOL	34	27	61	34	27	61	76.79	8.92	75.60	8.86	76.27	8.84
	SHARI HIGHER SECONDARY SCHOOL	22	21	43	22	21	43	76.40	11.12	75.43	9.18	75.92	10.11
	UTPAL HIGHER SECONDARY SCHOOL	9	14	23	9	14	23	56.34	6.05	68.81	8.65	63.93	9.81
	WANAKHA CENTRAL SCHOOL	3		3	3		3	65.37	5.52			65.37	5.52
	DZONGKHAG SUMMARY	167	149	316	167	149	316	76.66	10.59	75.71	9.39	76.21	10.04
PEMAGATSHEL	NANGKOR CENTRAL SCHOOL	8	12	20	8	12	20	80.80	7.05	77.69	6.30	78.94	6.62
	NGANGLAM HIGHER SECONDARY SCHOOL	37	43	80	37	43	80	79.53	6.61	79.84	6.67	79.70	6.60
	PEMA GATSHEL MIDDLE SECONDARY SCHOOL	32	37	69	32	37	69	70.40	11.09	69.62	13.09	69.98	12.12
	YELCHEN CENTRAL SCHOOL		16	16		16	16			79.16	9.39	79.16	9.39
	YURUNG CENTRAL SCHOOL	29	32	61	29	32	61	73.06	11.78	76.02	9.88	74.61	10.84
	DZONGKHAG SUMMARY	106	140	246	106	140	246	75.10	10.44	76.00	10.44	75.61	10.43



Pupil Performance Report 2018

DZONGKHAG	SCHOOL	APPEARED			PASS			F		M		TOT	
		F	M	TOT	F	M	TOT	MEAN	SD	MEAN	SD	MEAN	SD
PHUNTSHOLING THROMDE	PHUNTSHOLING HIGHER SECONDARY SCHOOL	49	46	95	49	46	95	79.31	9.44	74.37	9.92	76.92	9.94
	PHUNTSHOLING MIDDLE SECONDARY SCHOOL	27	31	58	27	31	58	83.72	8.31	81.00	8.99	82.26	8.71
	SONAMGANG MIDDLE SECONDARY SCHOOL	46	46	92	45	46	91	70.55	10.57	69.80	11.26	70.18	10.86
	THROMDE SUMMARY	122	123	245	121	123	244	76.98	10.94	74.33	11.04	75.65	11.05
PUNAKHA	DASHIDING HIGHER SECONDARY SCHOOL	19	17	36	19	17	36	83.13	6.41	82.09	6.62	82.64	6.44
	DECHENTSEMO CENTRAL SCHOOL	16	14	30	16	14	30	76.86	6.89	72.97	13.91	75.05	10.73
	KABESA MIDDLE SEONDARY SCHOOL	24	11	35	24	11	35	80.27	12.21	77.30	9.13	79.34	11.28
	KHURUTHANG MIDDLE SECONDARY SCHOOL	11	5	16	11	5	16	71.18	10.47	67.30	15.52	69.97	11.87
	PUNAKHA CENTRAL SCHOOL	11	24	35	11	24	35	75.55	13.11	78.65	9.12	77.67	10.44
	TASHIDINGKHA MIDDLE SECONDARY SCHOOL	20	19	39	20	19	39	73.63	8.63	69.29	6.18	71.51	7.75
	UGYEN ACADEMY HIGHER SECONDARY SCHOOL	28	46	74	28	46	74	83.88	8.06	83.67	6.49	83.75	7.07
	DZONGKHAG SUMMARY	129	136	265	129	136	265	78.85	10.21	78.36	10.05	78.60	10.11
SAMDRUP JONGKHAR	GARPAWONG MIDDLE SECONDARY SCHOOL	13	14	27	13	14	27	69.27	9.98	71.39	8.72	70.37	9.23
	GOMDAR CENTRAL SCHOOL	25	24	49	25	24	49	79.06	8.26	79.27	7.90	79.16	8.00
	JOMOTSHANGKHA MIDDLE SECONDARY SCHOOL	4	5	9	4	5	9	73.58	5.89	79.02	9.12	76.60	7.93
	KARMALING HIGHER SECONDARY SCHOOL	11	13	24	11	13	24	78.32	5.26	77.51	8.83	77.88	7.27
	MARTSHALLA MIDDLE SECONDARY SCHOOL	24	16	40	24	16	40	77.15	7.09	74.47	8.65	76.08	7.76
	MINJIWOONG CENTRAL SCHOOL	22	37	59	22	37	59	75.08	8.45	76.42	8.30	75.92	8.31
	ORONG HIGHER SECONDARY SCHOOL	21	20	41	21	20	41	76.74	9.01	73.45	6.26	75.13	7.87
	DZONGKHAG SUMMARY	130	147	277	130	147	277	76.10	8.27	76.09	8.13	76.09	8.18
SAMDRUP JONGKHAR THROMDE	SAMDRUP JONGKHAR MIDDLE SECONDARY SCHOOL	31	13	44	31	13	44	81.78	7.33	77.22	6.55	80.43	7.34
	THROMDE SUMMARY	31	13	44	31	13	44	81.78	7.33	77.22	6.55	80.43	7.34
SAMTSE	GOMTU MIDDLE SECONDARY SCHOOL	40	24	64	40	24	64	75.99	9.50	73.38	11.04	75.01	10.10
	PELJORLING HIGHER SECONDARY SCHOOL	66	38	104	66	38	104	76.28	9.37	77.35	10.10	76.67	9.61
	SAMTSE HIGHER SECONDARY SCHOOL	38	47	85	38	47	85	78.82	9.42	83.09	10.19	81.18	10.02
	TENDRUK CENTRAL SCHOOL	24	38	62	24	38	62	76.29	7.78	78.33	9.93	77.54	9.14
	YOESLTSE MIDDLE SECONDARY SCHOOL	31	39	70	31	39	70	68.72	12.00	66.23	11.67	67.34	11.79
	DZONGKHAG SUMMARY	199	186	385	199	186	385	75.53	10.08	76.16	12.01	75.83	11.05
SARPANG	NORBULING CENTRAL SCHOOL	27	26	53	27	26	53	75.98	9.48	75.29	8.87	75.64	9.10
	SARPANG CENTRAL SCHOOL	38	32	70	38	32	70	77.70	10.45	79.82	7.43	78.67	9.19
	DZONGKHAG SUMMARY	65	58	123	65	58	123	76.98	10.02	77.79	8.35	77.36	9.24
THIM-THROM	BABESA MIDDLE SECONDARY SCHOOL	18	14	32	18	14	32	86.61	4.92	80.25	11.21	83.83	8.73
	CHANGANGKHA MIDDLE SECONDARY SCHOOL	29	26	55	29	26	55	83.28	8.38	82.79	10.25	83.05	9.23
	DECHHENCHOELING HIGHER SECONDARY SCHOOL	41	48	89	41	48	89	76.89	11.96	73.62	10.13	75.13	11.07
	DR.TOBYEL SCHOOL	9	4	13	9	4	13	77.00	9.04	72.85	17.07	75.72	11.46
	DRUK SCHOOL	5	12	17	5	12	17	80.10	10.11	69.88	8.72	72.88	10.05
	ELC HIGH SCHOOL	2	12	14	2	12	14	66.00	1.41	65.25	10.12	65.36	9.32
	LOSELING MIDDLE SECONDARY SCHOOL	33	37	70	33	37	70	79.72	8.83	78.74	6.96	79.20	7.86

DZONGKHAG	SCHOOL	APPEARED			PASS			F		M		TOT	
		F	M	TOT	F	M	TOT	MEAN	SD	MEAN	SD	MEAN	SD
	LUNGTENZAMPA MIDDLE SECONDARY SCHOOL	56	79	135	56	79	135	87.82	6.44	84.45	5.92	85.85	6.34
	MOTITHANG HIGHER SECONDARY SCHOOL	41	29	70	41	29	70	81.41	7.34	79.55	6.49	80.64	7.02
	PELKHIL SCHOOL	11	20	31	10	20	30	69.00	18.21	71.80	8.49	70.81	12.57
	YANGCHENPHUG HIGHER SECONDARY SCHOOL	29	12	41	29	12	41	87.93	4.68	85.51	8.56	87.22	6.06
	ZHILUKHA MIDDLE SECONDARY SCHOOL	29	27	56	29	27	56	82.11	7.02	82.66	8.84	82.38	7.88
	THROMDE SUMMARY	303	320	623	302	320	622	82.27	9.73	79.09	9.90	80.64	9.94
THIMPHU	KHASADRAPCHU MIDDLE SECONDARY SCHOOL	7	16	23	7	16	23	78.79	9.42	77.00	9.85	77.54	9.54
	KUZUCHEN MIDDLE SECONDARY SCHOOL	11	11	22	11	11	22	82.23	4.46	85.27	4.74	83.75	4.75
	WANGBAMA CENTRAL SCHOOL	45	42	87	45	42	87	70.35	6.01	73.31	6.17	71.78	6.23
	DZONGKHAG SUMMARY	63	69	132	63	69	132	73.36	7.83	76.08	8.14	74.78	8.08
TRASHIGANG	BARTSHAM CENTRAL SCHOOL	19	24	43	19	24	43	76.97	7.32	76.42	6.64	76.66	6.87
	DUNGTSE CENTRAL SCHOOL	10	21	31	10	21	31	81.85	7.08	85.86	5.07	84.56	5.98
	GONGTHUNG MIDDLE SECONDARY SCHOOL	5	11	16	5	11	16	84.00	3.48	87.23	6.78	86.22	6.02
	JAMPELING HIGHER SECONDARY SCHOOL	15	13	28	15	13	28	79.36	6.36	73.81	12.55	76.78	9.95
	JIGME SHERUBLING CENTRAL SCHOOL	49	37	86	49	37	86	81.53	7.64	84.44	5.52	82.78	6.93
	RADHI MIDDLE SECONDARY SCHOOL	9	10	19	9	10	19	76.94	6.18	77.25	6.23	77.11	6.03
	RANGJUNG CENTRAL SCHOOL	27	33	60	27	33	60	87.45	4.35	87.78	7.90	87.63	6.49
	THRIMSHING CENTRAL SCHOOL	16	14	30	16	14	30	77.25	7.54	71.60	8.24	74.61	8.25
	TRASHIGANG MIDDLE SECONDARY SCHOOL	7	5	12	7	5	12	79.43	7.66	78.00	5.40	78.83	6.57
	TRASHITSE HIGHER SECONDARY SCHOOL	13	23	36	13	23	36	79.54	6.46	80.48	7.83	80.14	7.28
	UDZORONG CENTRAL SCHOOL	20	13	33	20	13	33	72.44	9.73	77.69	8.19	74.51	9.39
	DZONGKHAG SUMMARY	190	204	394	190	204	394	80.08	8.10	81.39	8.90	80.76	8.53
TRASHIYANGTSE	BAYLING CENTRAL SCHOOL	13	22	35	13	22	35	75.11	8.52	80.18	6.59	78.30	7.66
	KUNZANGLING CENTRAL SCHOOL	17	12	29	17	12	29	76.99	8.58	76.66	9.45	76.85	8.78
	RAMJAR MIDDLE SEONDARY SCHOOL	14	23	37	14	23	37	69.50	8.09	72.41	9.79	71.31	9.18
	TSENKARLA CENTRAL SCHOOL	36	28	64	36	28	64	74.44	9.66	72.05	9.23	73.39	9.48
	DZONGKHAG SUMMARY	80	85	165	80	85	165	74.22	9.15	74.90	9.34	74.57	9.23
TRONGSA	SAMCHOLING MIDDLE SECONDARY SCHOOL	15	9	24	15	9	24	73.81	9.24	74.42	7.87	74.04	8.58
	SHERUBLING CENTRAL SCHOOL	37	20	57	37	20	57	73.53	10.20	73.13	6.78	73.39	9.09
	TAKTSE CENTRAL SCHOOL	9	3	12	9	3	12	77.67	6.11	78.00	5.27	77.75	5.68
	TSHANGKHA CENTRAL CHOOOL	12	10	22	12	10	22	78.60	6.32	78.62	7.95	78.61	6.93
	DZONGKHAG SUMMARY	73	42	115	73	42	115	74.93	9.13	75.06	7.37	74.98	8.50
TSIRANG	DAMPHU CENTRAL SCHOOL	81	85	166	81	85	166	76.37	11.37	75.26	11.60	75.80	11.47
	MENDREGANG CENTRAL SCHOOL	15	24	39	15	24	39	79.22	5.97	82.56	5.47	81.28	5.83
	DZONGKHAG SUMMARY	96	109	205	96	109	205	76.82	10.73	76.87	10.97	76.84	10.83
WANGDUE PHODRANG	BAJOTHANG HIGHER SECONDARY SCHOOL	32	53	85	32	53	85	77.22	7.67	74.37	9.04	75.44	8.61
	GASELO CENTRAL SCHOOL		20	20		20	20			75.35	6.55	75.35	6.55
	PHOBIKHA CENTRAL SCHOOL	10	11	21	10	11	21	75.80	10.46	71.45	8.22	73.52	9.38
	SAMTENGANG CENTRAL SCHOOL	29	37	66	29	37	66	78.02	7.01	74.30	7.39	75.93	7.41
	DZONGKHAG SUMMARY	71	121	192	71	121	192	77.35	7.77	74.25	8.07	75.39	8.08
ZHEMGANG	BULI CENTRAL SCHOOL	21	36	57	21	36	57	74.24	8.52	73.24	8.54	73.61	8.47
	SONAMTHANG CENTRAL SCHOOL	19	45	64	19	44	63	73.13	12.05	71.04	11.62	71.66	11.69
	YEBILAP TSA MIDDLE SECONDARY SCHOOL	27	31	58	27	31	58	71.35	7.85	74.55	10.96	73.06	9.69
	ZHEMGANG CENTRAL SCHOOL	14	14	28	14	14	28	85.52	8.34	87.62	9.03	86.57	8.60
	DZONGKHAG SUMMARY	81	126	207	81	125	206	74.97	10.34	74.37	11.37	74.61	10.96
	OVERALL	2441	2703	5144	2439	2702	5141	77.33	10.02	76.72	10.00	77.01	10.02



ENVIRONMENT SCIENCE

DZONGKHAG	SCHOOL	APPEARED			PASS			FEMALE		MALE		TOTAL	
		F	M	TOT	F	M	TOT	MEAN	SD	MEAN	SD	MEAN	SD
BUMTHANG	CHUMEY MIDDLE SECONDARY SCHOOL	12	4	16	12	4	16	57.63	9.09	70.10	6.62	60.75	10.02
	JAKAR HIGHER SECONDARY SCHOOL	15	12	27	15	12	27	59.55	12.86	66.17	14.12	62.49	13.59
	TANG CENTRAL SCHOOL	10	11	21	10	11	21	65.96	12.76	60.02	12.37	62.85	12.61
	DZONGKHAG SUMMARY	37	27	64	37	27	64	60.66	11.90	64.24	12.76	62.17	12.30
CHHUKHA	CHAPCHA MIDDLE SECONDARY SCHOOL	8	3	11	8	3	11	55.73	11.68	77.47	10.31	61.65	14.83
	CHUKHA CENTRAL SCHOOL	23	14	37	22	14	36	58.14	13.15	60.76	10.67	59.13	12.19
	CHUMIGTHANG MIDDLE SECONDARY SCHOOL	19	2	21	18	2	20	58.59	12.23	62.60	11.60	58.97	11.95
	DARLA MIDDLE SECONDARY SCHOOL	9	9	18	9	9	18	65.82	13.19	79.22	11.17	72.52	13.72
	GEDU HIGHER SECONDARY SCHOOL	1		1	1		1	70.40				70.40	
	KAMJI MIDDLE SECONDARY SCHOOL	16	21	37	16	21	37	59.21	13.45	67.95	11.99	64.17	13.21
	PAKSHIKHA CENTRAL SCHOOL	9	17	26	9	17	26	52.13	10.85	60.73	11.98	57.75	12.12
	WANGCHUK MIDDLE SECONDARY SCHOOL	15	15	30	15	15	30	72.67	11.53	61.77	12.12	67.22	12.88
DZONGKHAG SUMMARY	100	81	181	98	81	179	60.66	13.47	65.52	12.86	62.83	13.39	
DAGANA	DAGAPELA MIDDLE SECONDARY SCHOOL	5	6	11	5	6	11	77.72	15.03	77.20	10.06	77.44	11.88
	DRUKJEGANG HIGHER SECONDARY SCHOOL	20	15	35	20	15	35	61.61	12.36	73.32	12.21	66.63	13.46
	GESARLING CENTRAL SCHOOL	16	17	33	16	17	33	51.91	8.07	67.73	10.94	60.06	12.44
	DZONGKHAG SUMMARY	41	38	79	41	38	79	59.79	13.65	71.43	11.62	65.39	13.92
GASA	BJISHONG CENTRAL SCHOOL	6	9	15	6	9	15	66.20	7.79	66.42	11.03	66.33	9.55
	DZONGKHAG SUMMARY	6	9	15	6	9	15	66.20	7.79	66.42	11.03	66.33	9.55
GELEPHU THROMDE	GELEPHU HIGHER SECONDARY SCHOOL	23	13	36	23	13	36	62.81	16.55	54.25	13.64	59.72	15.92
	PELRITHANG MIDDLE SECONDARY SCHOOL	19	3	22	19	3	22	60.47	13.15	61.20	20.63	60.57	13.74
	THROMDE SUMMARY	42	16	58	42	16	58	61.75	14.98	55.55	14.61	60.04	15.01
HAA	CHUNGDU ARM FORCE PUBLIC SCHOOL	3	2	5	3	2	5	57.20	2.80	67.80	5.37	61.44	6.70
	GONGZIM UGYEN DORJI CENTRAL SCHOOL	17	5	22	17	5	22	66.45	15.67	61.92	17.72	65.42	15.83
	DZONGKHAG SUMMARY	20	7	27	20	7	27	65.06	14.80	63.60	14.91	64.68	14.55
LHUNTSE	AUTSHO CENTRAL SCHOOL	11	7	18	11	7	18	56.04	15.13	58.71	13.28	57.08	14.10
	TANGMACHU CENTRAL SCHOOL	24	13	37	24	13	37	60.65	10.41	65.65	8.44	62.41	9.94
	DZONGKHAG SUMMARY	35	20	55	35	20	55	59.20	12.06	63.22	10.59	60.66	11.61
MONGAR	DRAMETSE CENTRAL SCHOOL	8	6	14	8	6	14	61.80	11.15	64.93	6.91	63.14	9.37
	MONGAR HIGHER SECONDARY SCHOOL	1	11	12	1	11	12	79.60		68.60	8.24	69.52	8.47
	YADI HIGHER SECONDARY SCHOOL	3	13	16	3	13	16	71.47	4.60	79.85	9.64	78.28	9.41
	DZONGKHAG SUMMARY	12	30	42	12	30	42	65.70	10.98	72.74	10.58	70.73	11.04
PARO	BITEKHA MIDDLE SECONDARY SCHOOL	22	4	26	22	4	26	57.13	9.70	66.15	9.84	58.52	10.08
	KHANGKHU MIDDLE SECONDARY SCHOOL	9	6	15	9	6	15	64.11	17.12	63.13	8.50	63.72	13.91
	LANGO MIDDLE SECONDARY SCHOOL	13	5	18	12	5	17	62.85	16.55	62.72	16.40	62.81	16.02
	SHABA MIDDLE SECONDARY SCHOOL	11	3	14	11	3	14	74.45	14.42	64.80	22.18	72.39	15.90
	DZONGKHAG SUMMARY	55	18	73	54	18	72	63.09	14.85	63.97	12.71	63.30	14.27
PEMAGATSHEL	NANGKOR CENTRAL SCHOOL		1	1		1	1			77.80		77.80	
	NGANGLAM HIGHER SECONDARY SCHOOL	15	11	26	15	11	26	65.95	12.84	61.89	14.78	64.23	13.56
	PEMA GATSHEL MIDDLE SECONDARY SCHOOL	8	10	18	8	10	18	65.18	16.01	63.86	18.32	64.44	16.84

DZONGKHAG	SCHOOL	APPEARED			PASS			FEMALE		MALE		TOTAL	
		F	M	TOT	F	M	TOT	MEAN	SD	MEAN	SD	MEAN	SD
	YURUNG CENTRAL SCHOOL	18	23	41	18	23	41	56.28	12.64	65.78	12.39	61.61	13.23
	DZONGKHAG SUMMARY	41	45	86	41	45	86	61.55	13.88	64.67	14.20	63.18	14.06
PHUNTSHOLING THROMDE	PHUENTSHOLING MIDDLE SECONDARY SCHOOL	7	6	13	7	6	13	75.11	11.02	63.33	13.45	69.68	13.17
	SONAMGANG MIDDLE SECONDARY SCHOOL	9	14	23	9	13	22	62.76	11.49	59.31	17.85	60.66	15.47
	THROMDE SUMMARY	16	20	36	16	19	35	68.16	12.62	60.52	16.41	63.92	15.14
PUNAKHA	DASHIDING HIGHER SECONDARY SCHOOL	12	12	24	12	12	24	74.85	10.88	72.92	17.70	73.88	14.40
	DECHENTSEMO CENTRAL SCHOOL	25	6	31	24	6	30	58.13	13.86	64.60	12.43	59.38	13.65
	KABESA MIDDLE SEONDARY SCHOOL	4	5	9	4	5	9	65.75	19.92	77.52	14.21	72.29	16.98
	KHURUTHANG MIDDLE SECONDARY SCHOOL	3	3	6	3	3	6	69.27	8.30	70.07	6.31	69.67	6.61
	PUNAKHA CENTRAL SCHOOL	13	4	17	13	4	17	74.34	11.37	76.50	10.38	74.85	10.87
	TASHIDINGKHA MIDDLE SECONDARY SCHOOL	17	12	29	17	12	29	55.68	10.30	60.32	9.69	57.60	10.15
	UGYEN ACADEMY HIGHER SECONDARY SCHOOL	20	17	37	20	17	37	68.35	13.96	72.66	10.60	70.33	12.55
	DZONGKHAG SUMMARY	94	59	153	93	59	152	64.92	14.45	69.92	13.28	66.85	14.18
SAMDRUP JONGKHAR	GARPAWONG MIDDLE SECONDARY SCHOOL	6	10	16	6	10	16	65.07	15.16	65.62	13.77	65.41	13.80
	GOMDAR CENTRAL SCHOOL	9	11	20	9	11	20	60.47	13.16	60.75	9.57	60.62	11.01
	JOMOTSHANGKHA MIDDLE SECONDARY SCHOOL	9	7	16	9	7	16	66.13	14.39	68.69	12.11	67.25	13.07
	KARMALING HIGHER SECONDARY SCHOOL	19	9	28	19	9	28	62.47	14.75	60.53	12.09	61.85	13.75
	MARTSHALLA MIDDLE SECONDARY SCHOOL	15	12	27	15	12	27	61.40	11.84	57.72	12.41	59.76	12.01
	ORONG HIGHER SECONDARY SCHOOL	1		1	1		1	49.20				49.20	
	PHUNTSHOTHANG MIDDLE SECONDARY SCHOOL	16	6	22	16	6	22	62.84	13.53	63.67	14.49	63.06	13.45
	DZONGKHAG SUMMARY	75	55	130	75	55	130	62.57	13.36	62.27	12.27	62.44	12.86
SAMDRUP JONGKHAR THROMDE	SAMDRUP JONGKHAR MIDDLE SECONDARY SCHOOL	4	5	9	4	5	9	75.90	13.39	60.48	17.21	67.33	16.77
	THROMDE SUMMARY	4	5	9	4	5	9	75.90	13.39	60.48	17.21	67.33	16.77
SAMTSE	DOROKHA CENTRAL SCHOOL	15	17	32	13	17	30	56.81	20.45	68.75	12.87	63.16	17.64
	GOMTU MIDDLE SECONDARY SCHOOL	24	31	55	24	31	55	63.59	16.00	63.57	12.16	63.58	13.83
	PELJORLING HIGHER SECONDARY SCHOOL	7	8	15	7	8	15	68.74	12.89	70.15	16.06	69.49	14.17
	SAMTSE HIGHER SECONDARY SCHOOL	26	38	64	26	38	64	63.02	13.55	58.82	11.30	60.52	12.33
	TENDRUK CENTRAL SCHOOL	16	7	23	15	7	22	64.48	17.14	59.00	14.07	62.81	16.15
	YOESLTSE MIDDLE SECONDARY SCHOOL	19	19	38	19	19	38	62.37	13.48	61.78	13.29	62.07	13.21
	DZONGKHAG SUMMARY	107	120	227	104	120	224	62.75	15.62	62.69	12.89	62.72	14.21
SARPANG	NORBULING CENTRAL SCHOOL	28	29	57	28	29	57	61.29	13.24	67.78	13.29	64.59	13.55
	SARPANG CENTRAL SCHOOL	24	19	43	24	19	43	62.18	12.37	58.60	10.91	60.60	11.75
	DZONGKHAG SUMMARY	52	48	100	52	48	100	61.70	12.73	64.15	13.09	62.87	12.90
THIM-THROM	BABESA MIDDLE SECONDARY SCHOOL	53	37	90	52	37	89	59.37	13.48	62.61	14.20	60.70	13.80
	CHANGANGKHA MIDDLE SECONDARY SCHOOL	11	6	17	11	6	17	82.91	8.09	78.50	16.61	81.35	11.48
	DECHHENCHOELING HIGHER SECONDARY SCHOOL	17	24	41	16	24	40	57.36	14.08	64.55	11.24	61.57	12.83
	DRUK SCHOOL	1	2	3	1	2	3	67.80		79.00	1.98	75.27	6.62
	LOSELING MIDDLE SECONDARY SCHOOL	18	17	35	18	16	34	64.06	14.56	62.13	13.79	63.12	14.01
	LUNGTENZAMPA MIDDLE SECONDARY SCHOOL	31	30	61	31	30	61	64.46	13.68	68.51	13.76	66.45	13.76



DZONGKHAG	SCHOOL	APPEARED			PASS			FEMALE		MALE		TOTAL	
		F	M	TOT	F	M	TOT	MEAN	SD	MEAN	SD	MEAN	SD
	MOTITHANG HIGHER SECONDARY SCHOOL	20	42	62	20	42	62	66.90	19.35	64.97	12.71	65.59	15.03
	YANGCHENPHUG HIGHER SECONDARY SCHOOL	26	15	41	26	15	41	68.75	12.81	69.84	10.99	69.15	12.05
	THROMDE SUMMARY	177	173	350	175	172	347	64.29	15.13	65.79	13.39	65.03	14.30
THIMPHU	KHASADRAPCHU MIDDLE SECONDARY SCHOOL	7	7	14	7	7	14	72.40	15.71	62.40	11.03	67.40	14.03
	KUZUCHEN MIDDLE SECONDARY SCHOOL	4	2	6	4	2	6	71.00	11.04	74.50	7.78	72.17	9.41
	WANGBAMA CENTRAL SCHOOL	12	20	32	12	19	31	64.75	12.60	52.93	11.32	57.36	12.99
	DZONGKHAG SUMMARY	23	29	52	23	28	51	68.17	13.30	56.70	12.49	61.77	13.97
TRASHIGANG	DUNGTSÉ CENTRAL SCHOOL	14	3	17	14	3	17	70.26	8.13	81.73	8.41	72.28	9.10
	GONGTHUNG MIDDLE SECONDARY SCHOOL	4	2	6	4	2	6	63.75	4.59	87.20	9.62	71.57	13.33
	JAMPELING HIGHER SECONDARY SCHOOL	5	18	23	5	18	23	72.48	10.35	71.84	11.74	71.98	11.22
	JIGME SHERUBLING CENTRAL SCHOOL	6	3	9	6	3	9	72.93	11.51	62.47	10.91	69.44	11.83
	RADHI MIDDLE SECONDARY SCHOOL	1	1	2	1	1	2	87.60		78.80		83.20	6.22
	RANGJUNG CENTRAL SCHOOL	13	4	17	13	4	17	69.69	12.43	75.30	8.69	71.01	11.66
	TRASHIGANG MIDDLE SECONDARY SCHOOL	3	4	7	3	4	7	64.13	5.30	73.65	16.85	69.57	13.31
	TRASHITSE HIGHER SECONDARY SCHOOL	12	15	27	12	15	27	66.18	10.07	71.69	11.04	69.24	10.78
	UDZORONG CENTRAL SCHOOL	18	7	25	16	7	23	50.08	10.96	59.63	13.46	52.75	12.23
	DZONGKHAG SUMMARY	76	57	133	74	57	131	64.74	13.14	71.36	12.57	67.58	13.27
TRASHIYANGTSE	BAYLING CENTRAL SCHOOL	10	10	20	10	10	20	60.28	16.00			60.28	16.00
	KUNZANGLING CENTRAL SCHOOL	4	14	18	4	14	18	53.45	8.70	69.51	8.91	65.94	11.01
	RAMJAR MIDDLE SEONDARY SCHOOL	17	18	35	17	18	35	57.48	18.29	61.16	15.10	59.37	16.58
	TSENKARLA CENTRAL SCHOOL	18	15	33	18	15	33	61.50	16.34	56.36	10.51	59.16	14.03
	DZONGKHAG SUMMARY	49	47	96	49	47	96	59.20	16.27	62.11	12.97	60.63	14.74
TRONGSA	SAMCHOLING MIDDLE SECONDARY SCHOOL	6	20	26	6	20	26	75.77	8.45	66.78	12.08	68.85	11.84
	SHERUBLING CENTRAL SCHOOL	1		1		1		57.60				57.60	
	TAKTSE CENTRAL SCHOOL	6	7	13	6	7	13	70.93	14.11	70.06	13.02	70.46	12.96
	TSHANGKHA CENTRAL CHOO	10	21	31	9	21	30	58.76	15.42	69.67	11.96	66.15	13.92
	DZONGKHAG SUMMARY	23	48	71	22	48	70	66.32	14.78	68.52	11.99	67.81	12.89
TSIRANG	MENDREGANG CENTRAL SCHOOL	32	29	61	32	29	61	66.27	12.77	70.90	13.44	68.47	13.19
	DZONGKHAG SUMMARY	32	29	61	32	29	61	66.27	12.77	70.90	13.44	68.47	13.19
WANGDUE PHODRANG	BAJOTHANG HIGHER SECONDARY SCHOOL	15	17	32	15	17	32	64.12	15.54	66.11	12.44	65.18	13.78
	GASELO CENTRAL SCHOOL	10	2	12	10	2	12	73.68	10.94	79.00	1.98	74.57	10.13
	PHOBIKHA CENTRAL SCHOOL	11	8	19	10	8	18	56.64	11.11	62.70	13.81	59.19	12.34
	SAMTENGANG CENTRAL SCHOOL	20	18	38	20	18	38	69.85	12.17	71.74	10.86	70.75	11.45
	DZONGKHAG SUMMARY	56	45	101	55	45	100	66.40	13.75	68.33	12.24	67.26	13.07
ZHEMGANG	BULI CENTRAL SCHOOL	13	3	16	13	3	16	64.45	11.62	55.13	6.40	62.70	11.30
	SONAMTHANG CENTRAL SCHOOL	24	8	32	24	8	32	61.29	12.66	66.48	11.53	62.59	12.42
	YEBILAP TSA MIDDLE SECONDARY SCHOOL	12	15	27	12	15	27	58.12	15.24	62.69	13.29	60.66	14.10
	ZHEMGANG CENTRAL SCHOOL	9	3	12	9	3	12	73.60	10.56	73.73	11.96	73.63	10.35
	DZONGKHAG SUMMARY	58	29	87	58	29	87	63.25	13.34	64.10	12.49	63.53	13.00
	OVERALL	1231	1055	2286	1218	1052	2270	63.22	14.16	65.55	13.31	64.29	13.82

AGRICULTURE

DZONGKHAG	SCHOOL	APPEARED			PASS			FEMALE		MALE		TOTAL	
		F	M	TOT	F	M	TOT	MEAN	SD	MEAN	SD	MEAN	SD
BUMTHANG	JAKAR HIGHER SECONDARY SCHOOL	20	14	34	20	14	34	93.10	2.29	92.07	2.95	92.68	2.59

DZONGKHAG	SCHOOL	APPEARED			PASS			FEMALE		MALE		TOTAL	
		F	M	TOT	F	M	TOT	MEAN	SD	MEAN	SD	MEAN	SD
	URA CENTRAL SCHOOL	12	11	23	12	11	23	89.58	1.83	89.73	2.05	89.65	1.90
	DZONGKHAG SUMMARY	32	25	57	32	25	57	91.78	2.72	91.04	2.81	91.46	2.76
CHHUKHA	CHUKHA CENTRAL SCHOOL	13	18	31	13	18	31	92.62	1.94	88.28	4.60	90.10	4.27
	CHUMIGTHANG MIDDLE SECONDARY SCHOOL	12	2	14	12	2	14	86.83	5.34	94.50	0.71	87.93	5.65
	GEDU HIGHER SECONDARY SCHOOL	18	2	20	18	2	20	79.11	3.18	76.00	5.66	78.80	3.41
	PAKSHIKHA CENTRAL SCHOOL	26	22	48	26	22	48	84.77	1.42	83.95	3.70	84.40	2.71
	DZONGKHAG SUMMARY	69	44	113	69	44	113	85.13	5.42	85.84	5.30	85.41	5.36
DAGANA	DAGAPELA MIDDLE SECONDARY SCHOOL	11	10	21	11	10	21	74.64	3.64	74.50	4.01	74.57	3.72
	DRUKJEGANG HIGHER SECONDARY SCHOOL	13	12	25	13	12	25	91.38	1.19	91.58	1.38	91.48	1.26
	GESARLING CENTRAL SCHOOL	16	12	28	16	12	28	94.38	1.67	91.75	3.70	93.25	2.98
	DZONGKHAG SUMMARY	40	34	74	40	34	74	87.98	8.71	86.62	8.52	87.35	8.59
GASA	BJISHONG CENTRAL SCHOOL	13	10	23	13	10	23	81.85	5.93	75.20	5.25	78.96	6.46
	DZONGKHAG SUMMARY	13	10	23	13	10	23	81.85	5.93	75.20	5.25	78.96	6.46
GELEPHU THROMDE	GELEPHU HIGHER SECONDARY SCHOOL	11	21	32	11	21	32	85.00	4.00	84.00	6.47	84.34	5.69
	THROMDE SUMMARY	11	21	32	11	21	32	85.00	4.00	84.00	6.47	84.34	5.69
HAA	GONGZIM UGYEN DORJI CENTRAL SCHOOL	24	21	45	24	21	45	80.92	2.30	81.71	4.52	81.29	3.49
	DZONGKHAG SUMMARY	24	21	45	24	21	45	80.92	2.30	81.71	4.52	81.29	3.49
LHUNTSE	LHUENTSE HIGHER SECONDARY SCHOOL	13	9	22	13	9	22	97.85	0.38	97.78	0.44	97.82	0.40
	MINJEY MIDDLE SECONDARY SCHOOL	8	11	19	8	11	19	95.50	1.31	96.64	1.50	96.16	1.50
	TANGMACHU CENTRAL SCHOOL	23	33	56	23	33	56	94.78	1.17	94.91	1.21	94.86	1.18
	DZONGKHAG SUMMARY	44	53	97	44	53	97	95.82	1.69	95.75	1.64	95.78	1.65
MONGAR	GYELPOZHING CENTRAL SCHOOL	17	25	42	17	25	42	88.71	1.83	88.60	3.37	88.64	2.82
	KIDHEYKHAR MIDDLE SECONDARY SCHOOL	23	10	33	23	10	33	86.91	4.04	86.00	4.60	86.64	4.17
	MONGAR HIGHER SECONDARY SCHOOL	8	8	16	8	8	16	96.38	1.41	95.12	2.23	95.75	1.92
	YADI HIGHER SECONDARY SCHOOL	12	12	24	12	12	24	87.92	1.17	88.92	1.56	88.42	1.44
	DZONGKHAG SUMMARY	60	55	115	60	55	115	88.88	4.10	89.15	4.12	89.01	4.09
PARO	DRUKGYEL CENTRAL SCHOOL	22	20	42	22	20	42	78.91	3.49	76.70	3.34	77.86	3.56
	SHARI HIGHER SECONDARY SCHOOL	9	7	16	9	7	16	91.11	4.76	86.71	7.63	89.19	6.36
	DZONGKHAG SUMMARY	31	27	58	31	27	58	82.45	6.80	79.30	6.45	80.98	6.77
PEMAGATSHEL	NANGKOR CENTRAL SCHOOL	19	10	29	19	10	29	87.84	2.36	88.70	2.45	88.14	2.39
	NGANGLAM HIGHER SECONDARY SCHOOL	13	18	31	13	18	31	91.00	1.68	90.83	3.50	90.90	2.84
	YELCHEN CENTRAL SCHOOL	7	14	21	7	14	21	95.00	1.53	91.86	2.80	92.90	2.84
	DZONGKHAG SUMMARY	39	42	81	39	42	81	90.18	3.34	90.67	3.21	90.43	3.26
PUNAKHA	TASHIDINGKHA MIDDLE SECONDARY SCHOOL	12	18	30	12	18	30	87.17	0.39	87.22	0.65	87.20	0.55
	DZONGKHAG SUMMARY	12	18	30	12	18	30	87.17	0.39	87.22	0.65	87.20	0.55
SAMDRUP JONGKHAR	ORONG HIGHER SECONDARY SCHOOL	16	12	28	16	12	28	88.94	1.77	90.67	2.43	89.68	2.21
	DZONGKHAG SUMMARY	16	12	28	16	12	28	88.94	1.77	90.67	2.43	89.68	2.21
SAMTSE	PELJORLING HIGHER SECONDARY SCHOOL	10	19	29	10	19	29	93.90	1.73	92.68	1.64	93.10	1.74
	TENDRUK CENTRAL SCHOOL	49	45	94	49	45	94	82.08	4.46	84.69	4.94	83.33	4.85
	DZONGKHAG SUMMARY	59	64	123	59	64	123	84.08	6.08	87.06	5.60	85.63	6.00
SARPANG	NORBULING CENTRAL SCHOOL	47	21	68	47	21	68	90.85	2.66	88.71	4.58	90.19	3.48
	SARPANG CENTRAL SCHOOL	20	13	33	20	13	33	91.70	2.11	93.62	2.33	92.45	2.36
	DZONGKHAG SUMMARY	67	34	101	67	34	101	91.10	2.52	90.59	4.53	90.93	3.32
THIM-THROM	YANGCHENPHUG HIGHER SECONDARY SCHOOL	24	12	36	24	12	36	96.79	1.06	93.08	3.34	95.56	2.72
	THROMDE SUMMARY	24	12	36	24	12	36	96.79	1.06	93.08	3.34	95.56	2.72



DZONGKHAG	SCHOOL	APPEARED			PASS			FEMALE		MALE		TOTAL	
		F	M	TOT	F	M	TOT	MEAN	SD	MEAN	SD	MEAN	SD
THIMPHU	KHASADRAPCHU MIDDLE SECONDARY SCHOOL	9	8	17	9	8	17	74.67	5.96	74.87	5.38	74.76	5.52
	DZONGKHAG SUMMARY	9	8	17	9	8	17	74.67	5.96	74.87	5.38	74.76	5.52
TRASHIGANG	DUNGTSE CENTRAL SCHOOL	23	14	37	23	14	37	92.52	4.64	93.50	4.94	92.89	4.71
	GONGTHUNG MIDDLE SECONDARY SCHOOL	14	9	23	14	9	23	79.07	21.90	86.78	3.99	81.96	17.67
	JIGME SHERUBLING CENTRAL SCHOOL	9	13	22	9	13	22	86.33	3.24	84.69	11.46	85.36	8.93
	THRIMSHING CENTRAL SCHOOL	30	23	53	30	23	53	92.77	1.79	93.61	1.95	93.13	1.89
	TRASHITSE HIGHER SECONDARY SCHOOL	16	15	31	16	15	31	87.00	1.83	87.40	1.64	87.19	1.72
	DZONGKHAG SUMMARY	92	74	166	92	74	166	88.88	10.29	89.93	6.59	89.35	8.83
TRASHIYANGTSE	BAYLING CENTRAL SCHOOL	20	8	28	20	8	28	84.20	4.10	85.00	3.38	84.43	3.86
	DZONGKHAG SUMMARY	20	8	28	20	8	28	84.20	4.10	85.00	3.38	84.43	3.86
TRONGSA	SHERUBLING CENTRAL SCHOOL	12	17	29	12	17	29	89.75	2.42	90.41	2.83	90.14	2.64
	TAKTSE CENTRAL SCHOOL	19	20	39	19	20	39	91.68	1.38	92.75	0.97	92.23	1.29
	DZONGKHAG SUMMARY	31	37	68	31	37	68	90.94	2.05	91.68	2.33	91.34	2.22
TSIRANG	MENDREGANG CENTRAL SCHOOL	17	17	34	17	17	34	88.59	2.81	90.76	2.56	89.68	2.87
	DZONGKHAG SUMMARY	17	17	34	17	17	34	88.59	2.81	90.76	2.56	89.68	2.87
WANGDUE PHODRANG	GASELO CENTRAL SCHOOL	16	31	47	16	31	47	81.44	2.00	80.39	3.85	80.74	3.35
	DZONGKHAG SUMMARY	16	31	47	16	31	47	81.44	2.00	80.39	3.85	80.74	3.35
ZHEMGANG	ZHEMGANG CENTRAL SCHOOL	10	6	16	10	6	16	90.50	2.46	90.00	4.47	90.31	3.22
	DZONGKHAG SUMMARY	10	6	16	10	6	16	90.50	2.46	90.00	4.47	90.31	3.22
	OVERALL	736	653	1389	736	653	1389	88.07	6.92	88.03	6.64	88.05	6.79

HOUSE WIRING

DZONGKHAG	SCHOOL	APPEARED			PASS			FEMALE		MALE		TOTAL	
		F	M	TOT	F	M	TOT	MEAN	SD	MEAN	SD	MEAN	SD
GELEPHU THROMDE	GELEPHU HIGHER SECONDARY SCHOOL	4	8	12	4	8	12	80.50	7.85	83.88	7.06	82.75	7.16
	THROMDE SUMMARY	4	8	12	4	8	12	80.50	7.85	83.88	7.06	82.75	7.16
PUNAKHA	KHURUTHANG MIDDLE SECONDARY SCHOOL	6	2	8	6	2	8	70.33	5.79	79.00	18.38	72.50	9.40
	DZONGKHAG SUMMARY	6	2	8	6	2	8	70.33	5.79	79.00	18.38	72.50	9.40
TRASHIGANG	RANGJUNG CENTRAL SCHOOL	8	9	17	8	9	17	92.13	3.23	91.44	2.30	91.76	2.70
	DZONGKHAG SUMMARY	8	9	17	8	9	17	92.13	3.23	91.44	2.30	91.76	2.70
TRASHIYANGTSE	BAYLING CENTRAL SCHOOL		4	4		4	4			73.00	2.58	73.00	2.58
	DZONGKHAG SUMMARY		4	4		4	4			73.00	2.58	73.00	2.58
	OVERALL	18	23	41	18	23	41	82.28	11.03	84.52	8.98	83.54	9.87

FURNITURE

DZONGKHAG	SCHOOL	APPEARED			PASS			FEMALE		MALE		TOTAL	
		F	M	TOT	F	M	TOT	MEAN	SD	MEAN	SD	MEAN	SD
TRASHIGANG	RANGJUNG CENTRAL SCHOOL	3	9	12	3	9	12	87.33	6.51	84.89	10.86	85.50	9.73
	DZONGKHAG SUMMARY	3	9	12	3	9	12	87.33	6.51	84.89	10.86	85.50	9.73
TRASHIYANGTSE	BAYLING CENTRAL SCHOOL		3	3		3	3			84.33	4.04	84.33	4.04
	DZONGKHAG SUMMARY		3	3		3	3			84.33	4.04	84.33	4.04
	OVERALL	3	12	15	3	12	15	87.33	6.51	84.75	9.42	85.27	8.77

MECHANICAL

DZONGKHAG	SCHOOL	APPEARED			PASS			FEMALE		MALE		TOTAL	
		F	M	TOT	F	M	TOT	MEAN	SD	MEAN	SD	MEAN	SD
PUNAKHA	KHURUTHANG MIDDLE SECONDARY SCHOOL	3	15	18	3	15	18	87.67	4.04	86.33	3.06	86.56	3.15
	DZONGKHAG SUMMARY	3	15	18	3	15	18	87.67	4.04	86.33	3.06	86.56	3.15

TAILORING

DZONGKHAG	SCHOOL	APPEARED			PASS			FEMALE		MALE		TOTAL	
		F	M	TOT	F	M	TOT	MEAN	SD	MEAN	SD	MEAN	SD
TRASHIYANGTSE	BAYLING CENTRAL SCHOOL	6		6	6		6	88.33	1.37			88.33	1.37
	DZONGKHAG SUMMARY	6		6	6		6	88.33	1.37			88.33	1.37

CARPENTRY

DZONGKHAG	SCHOOL	APPEARED			PASS			FEMALE		MALE		TOTAL	
		F	M	TOT	F	M	TOT	MEAN	SD	MEAN	SD	MEAN	SD
BUMTHANG	CHUMEY MIDDLE SECONDARY SCHOOL		4	4		4	4			72.50	1.29	72.50	1.29
	DZONGKHAG SUMMARY		4	4		4	4			72.50	1.29	72.50	1.29
GELEPHU THROMDE	GELEPHU HIGHER SECONDARY SCHOOL	3	9	12	3	9	12	87.33	4.16	90.00	2.83	89.33	3.23
	DZONGKHAG SUMMARY	3	9	12	3	9	12	87.33	4.16	90.00	2.83	89.33	3.23
	OVERALL	3	13	16	3	13	16	87.33	4.16	84.62	8.74	85.13	8.04

PLUMBING

DZONGKHAG	SCHOOL	APPEARED			PASS			FEMALE		MALE		TOTAL	
		F	M	TOT	F	M	TOT	MEAN	SD	MEAN	SD	MEAN	SD
BUMTHANG	CHUMEY MIDDLE SECONDARY SCHOOL		2	2		2	2			72.00	9.90	72.00	9.90
	DZONGKHAG SUMMARY		2	2		2	2			72.00	9.90	72.00	9.90

PAINTING

DZONGKHAG	SCHOOL	APPEARED			PASS			FEMALE		MALE		TOTAL	
		F	M	TOT	F	M	TOT	MEAN	SD	MEAN	SD	MEAN	SD
TRASHIYANGTSE	BAYLING CENTRAL SCHOOL	2	4	6	2	4	6	79.00	1.41	80.25	6.60	79.83	5.19
	DZONGKHAG SUMMARY	2	4	6	2	4	6	79.00	1.41	80.25	6.60	79.83	5.19

MASONRY

DZONGKHAG	SCHOOL	APPEARED			PASS			FEMALE		MALE		TOTAL	
		F	M	TOT	F	M	TOT	MEAN	SD	MEAN	SD	MEAN	SD
BUMTHANG	CHUMEY MIDDLE SECONDARY SCHOOL	2		2	2		2	71	1			71	1
	DZONGKHAG SUMMARY	2		2	2		2	71	1			71	1



3.8 OVERALL NATIONAL TOPPERS AND SUBJECT TOPPERS

NATIONAL TOPPERS

The National Toppers of the BCSE 2017 Examination are as follows:

Table 7 National toppers

POSITION	NAME	INDEX NUMBER	PERCENTAGE
FIRST	NAMGYEL PELZANG DORJI	010170240168	93.00
SECOND	ANGIE YOEDZER	010170230045	92.80
THIRD	BASU DEV UPADHYA	010170240001	92.20

Table 8 National subject toppers

INDEX NUMBER	NAME	SUBJECT	MARK
010170240168	NAMGYEL PELZANG DORJI	ENGLISH	90
010170110057	TANDIN WANGCHUK	DZONGKHA	93
010170050034	TSHERING SAMDRUP	ECONOMICS	96
010171360040	KELZANG PENJOR	ECONOMICS	96
010170020180	NIKITA SUBERI SHARMA	MATHS	98
010170050034	TSHERING SAMDRUP	MATHS	98
010170260077	NORBU CHOGYEL TOBGYEL	MATHS	98
010170230045	ANGIE YOEDZER	HISTORY CIVICS & GEOGRAPHY	91
010170240001	BASU DEV UPADHYA	SCIENCE (PHY-A,CHE-A,BIO-A)	95
010170230045	ANGIE YOEDZER	COMPUTER APPLICATIONS	100
010170240001	BASU DEV UPADHYA	COMPUTER APPLICATIONS	100
010170280010	SONAM CHOPHEL	COMPUTER APPLICATIONS	100
010170850039	KARMA TENZIN	AgFS	99
010170850054	DECHEN ZANGMO	AgFS	99
010170850072	KARMA DORJI	AgFS	99
010170850076	LEKI TSHERING	AgFS	99
010170850079	PHUNTSHO DORJI	AgFS	99
010170850093	KARMA DEMA	AgFS	99
010170850095	NAMKHA LHAMO	AgFS	99
010171250030	KINZANG LHUENDRUP	AgFS	99
010170930043	SHA BIR SUBBA	ENVIRONMENTAL SCIENCE	98
010171080012	OSEL TENZIN TSHERING	ENVIRONMENTAL SCIENCE	98

CHAPTER 4: BHUTAN HIGHER SECONDARY EDUCATION CERTIFICATE 2017 EXAMINATION

4.1 OVERALL INFORMATION

Candidates registered for the BHSEC examination is categorized as follows:

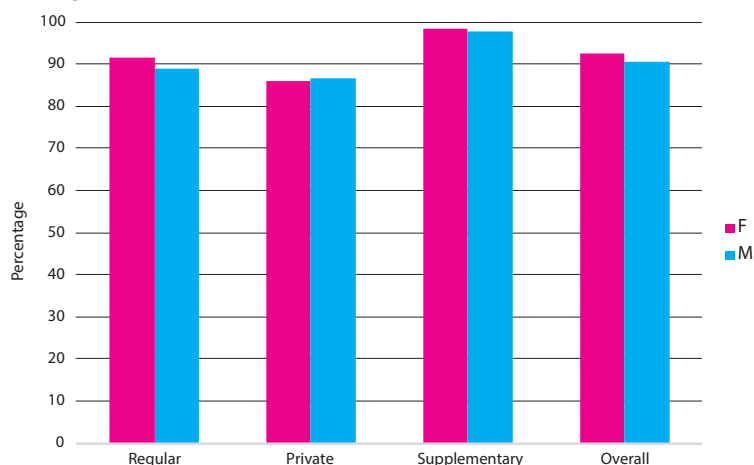
- Regular (REG) Candidates appearing the examination with regular class attendance.
- Private (PVT) Candidates with PCNA (Pass Certificate Not Awarded) in the previous examination and appearing examination in the following year.
- Supplementary (SUP) Candidates with PCA (Pass Certificate Awarded) in the previous examination and appearing the examination again for improvement.

A total of 10,279 candidates from 58 Higher Secondary Schools (39 government and 19 private schools) registered and 10,145 of them appeared the examination. The overall pass percentage is 91.47% which is an increase of 6.65% over 84.82% pass percentage of 2016. Of the 10,145 candidates who appeared the examination, 5162 were male and 4983 female.

Table 9 Overall performance by candidate type

CANDIDATE TYPE	REGISTERED			APPEARED			PASS		
	F	M	TOT	F	M	TOT	F	M	TOT
REGULAR	7774	3928	11794	3809	3877	7686	3491	3446	6937
PRIVATE	560	304	67	254	301	555	218	261	479
SUPPLEMENTARY	1945	1013	245	920	984	1904	904	960	1864
TOTAL	10279	5245	12106	4983	5162	10145	4613	4667	9280

Figure 7 Pass percentages





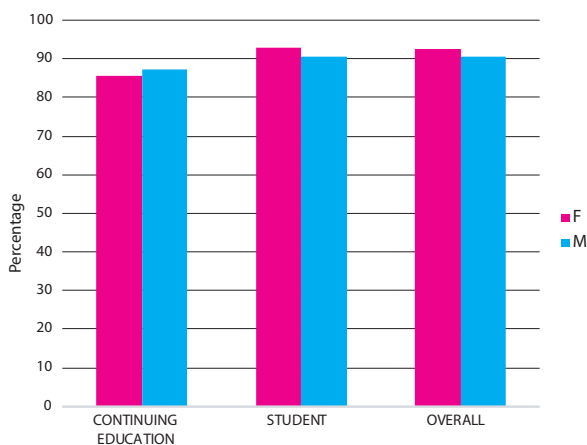
4.2 PERFORMANCE BY CATEGORY

Registration of candidates are broadly categorised as Student candidate and Continuing Education (CE) candidate. Continuing Education was introduced to cater to the in service candidates who wished to upgrade their qualification and were enrolled as CE candidates. With the changing times, most CE candidates are now candidates who wish to improve on their previous year's performance. CE candidates complete the two years BHSEC course with 14 hours of classes per week.

Table 10 Overall performance by student type

STUDENT TYPE	REGISTERED			APPEARED			PASS		
	F	M	TOT	F	M	TOT	F	M	TOT
STUDENT	4809	5055	9864	4763	4983	9746	4425	4511	8936
CONTINUING EDUCATION	225	190	415	220	179	399	188	156	344

Figure 8 Pass Percentages of Student Type



A total of 9746 student candidates and 399 CE candidates appeared the BHSEC examination with 91.69% and 86.22% pass percentage respectively.

4.3 NATIONAL SUBJECT-WISE PERFORMANCE

From the total of 17 subjects offered, Business Mathematics and Economics have 47.69 and 49.95 mean score respectively. 8 subjects have their mean between 51.74 to 59.57. Four subjects have their mean range between 60 –70. Mean score for Media Studies and AgFS are the maximum at 71.46 and 75.35 with least standard deviation in the range of 6.24 to 6.53 respectively. The mean for Dzongkha and English, the subjects which are compulsory for all streams are at 59.57 and 53.66 respectively.

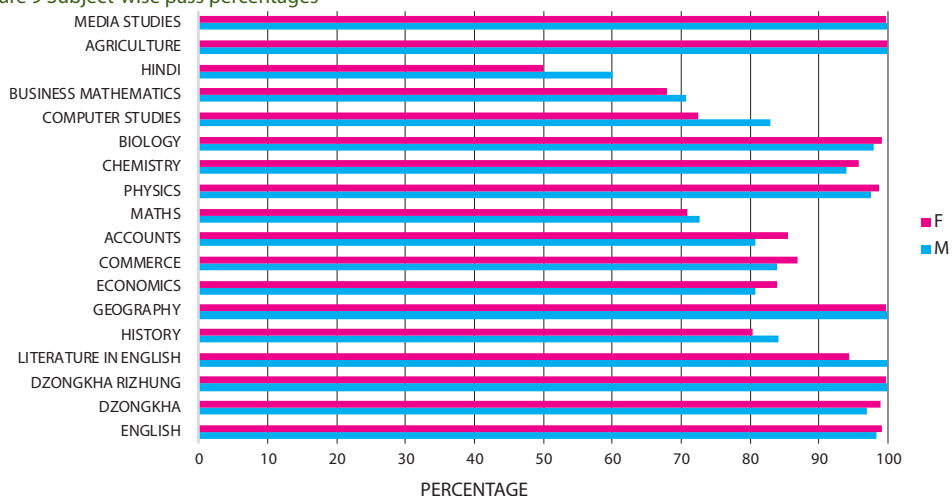
Note: SD (Standard Deviation) shows the deviation of the scores away from the mean.

Table 11 Subject-wise performance

SUBJECT	APPEARED			PASS			MEAN			SD		
	F	M	TOT	F	M	TOT	F	M	TOT	F	M	TOT
ENGLISH I	4983	5162	10145	4816	4931	9747	53.19	51.71	52.43	8.87	8.35	8.64
ENGLISH II	4983	5162	10145	4857	4878	9735	56.12	53.12	54.59	8.35	8.42	8.52
ENGLISH	4983	5162	10145	99.14	98.28	98.70	54.79	52.57	53.66	7.59	7.59	7.84
DZONGKHA I	4981	5157	10138	4927	4994	9921	63.01	60.77	61.87	9.72	11.35	10.64
DZONGKHA II	4981	5157	10138	4795	4763	9558	58.18	56.09	57.12	9.80	11.53	10.77
DZONGKHA	4981	5157	10138	99.04	97.01	98.01	60.66	58.52	59.57	10.73	10.73	9.98
DZONGKHA RIZHUNG	432	323	755	99.77	100.00	99.87	68.49	71.83	69.92	10.30	10.30	10.59
LITERATURE IN ENGLISH	18	11	29	94.44	100.00	96.55	68.00	67.82	67.93	9.80	9.80	12.83
HISTORY	2189	1800	3989	80.40	84.11	82.08	52.59	55.26	53.80	16.18	16.18	16.11
GEOGRAPHY	2349	1963	4312	99.83	99.85	99.84	64.88	65.46	65.14	8.84	8.84	9.01
ECONOMICS	3023	2585	5608	83.99	80.70	82.47	50.48	49.34	49.95	12.87	12.87	12.81
COMMERCE	1593	1635	3228	86.82	83.98	85.38	54.47	51.92	53.18	14.12	14.12	14.19
ACCOUNTS	1592	1632	3224	85.43	80.88	83.13	52.85	52.21	52.53	15.85	15.85	14.99
MATHS	508	1078	1586	70.87	72.73	72.13	48.12	51.02	50.09	19.76	19.76	18.95
PHYSICS	1041	1564	2605	98.66	97.63	98.04	57.14	59.51	58.57	12.47	12.47	11.88
CHEMISTRY	1041	1564	2605	95.77	94.05	94.74	56.02	56.05	56.04	12.06	12.06	11.46
BIOLOGY	643	533	1176	99.07	97.94	98.55	62.32	63.78	62.98	11.75	11.75	11.26
COMPUTER STUDIES	197	258	455	72.59	82.95	78.46	48.75	54.02	51.74	17.29	17.29	17.09
BUSINESS MATHEMATICS	2129	2047	4176	68.01	70.74	69.35	46.53	48.90	47.69	17.35	17.35	16.91
HINDI	2	5	7	50.00	60.00	57.14	48.00	55.40	53.29	30.53	30.53	31.94
AGRICULTURE	114	159	273	100.00	100.00	100.00	75.20	75.45	75.35	6.88	6.88	6.53
MEDIA STUDIES	473	365	838	99.79	100.00	99.88	72.36	70.30	71.46	5.65	5.65	6.24

4.4 NATIONAL SUBJECT-WISE PASS PERCENTAGE

Figure 9 Subject-wise pass percentages





4.5 NATIONAL PERFORMANCE BY PAPER

English shows a consistent performance in both the papers, English I (Language) and II (Reading and Literature) with a mean score of 52.43 and 54.59, and standard deviation at a range of 8.52 to 8.64 respectively.

The pass percentage in English I and English II bear a negligible difference showing equal performance in both the papers.

It is different for Dzongkha, where the performance in Dzongkha I (Language) is better with a mean score of 61.87 and Dzongkha II (Reading and Literature) with 57.12.

4.6 COMPARISON OF MARKS WITH AND WITHOUT INTERNAL ASSESSMENT BY MEAN

In the BHSEC examination, the subjects that include internal assessment components are reflected as follows:

Table 12 Subject-wise internal assessment and practical weightage

SUBJECT	PW	PRACTICAL
Accountancy	10%	10%
Geography	10%	20%
Physics	10 %	20%
Chemistry	10%	20%
Biology	10 %	20%

SUBJECT	INTERNAL ASSESSMENT
Media Studies	50%
AgFS	50%

Mean score of subjects with internal assessment and without internal assessment.

Table 13 Subject-wise mean with and without IA (Only for subjects with IA marks)

Sl. No.	Subjects	With Internal Assessment (IA) Mean	Without Internal Assessment (IA) Mean in %
1	AgFS	75.19	57.5
2	Media Studies	71.43	49.5
3	Geography	65.11	53.3
4	Accountancy	52.21	43.8
5	Physics	58.51	44.6
6	Chemistry	55.97	41.8
7	Biology	62.95	51.6

Greater variation are found in subjects with more internal assessment weighting. Thus, subjects like AgFS and Media studies achieved 100 % pass % with mean scores of 75.19 and 71.43 respectively.

4.7 SUBJECT-WISE MARK RANGE (IN PERCENTAGE)

In the mark range of 81-100, AgFS has the highest percentage (18.68%) of the candidates followed by Dzongkha Rigzung (15.89%) and Literature in English (10.34%).

In the mark range of 71 - 80, AgFS has highest percentage (59.34%) of the candidates followed by Media Studies (53.22%).

In the mark range of 61 - 70, Geography has the highest percentage (41.03%) of candidates followed by Media Studies and Biology.

Table 14 Subject-wise mark range

SUBJECT	0-39	40-50	51-60	61-70	71-80	81-100
ENGLISH	1.30	34.72	45.10	16.54	2.28	0.07
DZONGKHA	1.99	16.38	32.79	35.50	12.40	0.94
DZONGKHA RIZHUNG	0.13	5.30	12.19	32.85	33.64	15.89
LITERATURE IN ENGLISH	3.45	6.90	6.90	24.14	48.28	10.34
HISTORY	17.92	23.39	22.01	20.03	13.09	3.56
GEOGRAPHY	0.16	6.26	22.50	41.03	27.18	2.88
ECONOMICS	17.51	34.52	26.77	15.85	4.78	0.55
COMMERCE	14.62	26.64	26.64	20.82	9.76	1.52
ACCOUNTS	16.87	30.80	21.34	17.65	10.27	3.07
MATHS	27.81	22.76	18.73	15.26	9.52	5.86
PHYSICS	1.96	25.45	30.83	24.80	12.55	4.41
CHEMISTRY	5.26	27.52	31.48	25.18	8.87	1.69
BIOLOGY	1.45	13.18	24.15	34.10	22.62	4.51
COMPUTER STUDIES	21.54	27.25	22.42	13.63	8.79	6.37
BUSINESS MATHEMATICS	30.58	25.38	19.01	14.56	8.64	1.75
AGRICULTURE	0.00	0.00	1.10	20.88	59.34	18.68
MEDIA STUDIES	0.00	0.00	2.86	38.66	53.22	5.13

4.8 DZONGKHAG SCHOOL-WISE PERFORMANCE

Table 15 Dzongkhag and school-wise performance

DZONGKHAG	SCHOOL	APPEARED			PASS			PASS PERCENTAGE		
		F	M	TOT	F	M	TOT	F	M	TOT
BUMTHANG	JAKAR HIGHER SECONDARY SCHOOL	76	68	144	76	63	139	100.00	92.65	96.53
	SONAM KUENPHEN HIGHER SECONDARY SCHOOL	51	50	101	48	46	94	94.12	92.00	93.07
	DZONGKHAG SUMMARY	127	118	245	124	109	233	97.64	92.37	95.10
CHHUKHA	CHUKHA CENTRAL SCHOOL	95	104	199	88	98	186	92.63	94.23	93.47
	GEDU HIGHER SECONDARY SCHOOL	21	20	41	21	18	39	100.00	90.00	95.12
	PAKSHIKHA CENTRAL SCHOOL	32	44	76	31	40	71	96.88	90.91	93.42
	DZONGKHAG SUMMARY	148	168	316	140	156	296	94.59	92.86	93.67
DAGANA	DAGA HIGHER SECONDARY SCHOOL	51	77	128	51	72	123	100.00	93.51	96.09
	DRUKJEGANG HIGHER SECONDARY SCHOOL	31	49	80	30	47	77	96.77	95.92	96.25
	DZONGKHAG SUMMARY	82	126	208	81	119	200	98.78	94.44	96.15
GELEPHU THROMDE	GELEPHU HIGHER SECONDARY SCHOOL	83	74	157	83	71	154	100.00	95.95	98.09
	KUENDRUP HIGHER SECONDARY SCHOOL	254	173	427	222	149	371	87.40	86.13	86.89
	LOSEL GYATSHO ACADEMY	104	102	206	90	94	184	86.54	92.16	89.32



Pupil Performance Report 2018

DZONGKHAG	SCHOOL	APPEARED			PASS			PASS PERCENTAGE		
		F	M	TOT	F	M	TOT	F	M	TOT
	THROMDE SUMMARY	441	349	790	395	314	709	89.57	89.97	89.75
HAA	GONGZIM UGYEN DORJI CENTRAL SCHOOL	49	67	116	48	64	112	97.96	95.52	96.55
	JAMPEL HIGHER SECONDARY SCHOOL	139	180	319	129	165	294	92.81	91.67	92.16
	DZONGKHAG SUMMARY	188	247	435	177	229	406	94.15	92.71	93.33
LHUNTSE	LHUNTSE HIGHER SECONDARY SCHOOL	46	71	117	46	70	116	100.00	98.59	99.15
	DZONGKHAG SUMMARY	46	71	117	46	70	116	100.00	98.59	99.15
MONGAR	GYELPOZHING CENTRAL SCHOOL	32	55	87	30	52	82	93.75	94.55	94.25
	MONGAR HIGHER SECONDARY SCHOOL	64	98	162	64	97	161	100.00	98.98	99.38
	SHERUB RELDRI HIGHER SECONDARY SCHOOL	121	109	230	106	99	205	87.60	90.83	89.13
	YADI HIGHER SECONDARY SCHOOL	59	51	110	58	51	109	98.31	100.00	99.09
	DZONGKHAG SUMMARY	276	313	589	258	299	557	93.48	95.53	94.57
PARO	DRUKGYEL CENTRAL SCHOOL	105	90	195	97	75	172	92.38	83.33	88.21
	KARMA ACADEMY	64	111	175	63	104	167	98.44	93.69	95.43
	SHARI HIGHER SECONDARY SCHOOL	78	65	143	75	60	135	96.15	92.31	94.41
	TENZIN HIGHER SECONDARY SCHOOL	90	110	200	87	92	179	96.67	83.64	89.50
	UTPAL HIGHER SECONDARY SCHOOL	136	100	236	115	80	195	84.56	80.00	82.63
	YOEZERLING HIGHER SECONDARY SCHOOL	107	96	203	70	62	132	65.42	64.58	65.02
	DZONGKHAG SUMMARY	580	572	1152	507	473	980	87.41	82.69	85.07
PEMAGATSHEL	NANGKOR CENTRAL SCHOOL	74	83	157	74	81	155	100.00	97.59	98.73
	NGANGLAM HIGHER SECONDARY SCHOOL	38	59	97	35	54	89	92.11	91.53	91.75
	DZONGKHAG SUMMARY	112	142	254	109	135	244	97.32	95.07	96.06
PHUNTSHOLING THROMDE	NORBU ACADEMY	99	65	164	75	40	115	75.76	61.54	70.12
	PHUENTSHOLING HIGHER SECONDARY SCHOOL	71	66	137	67	58	125	94.37	87.88	91.24
	RELDRI HIGHER SECONDARY SCHOOL	63	67	130	55	48	103	87.30	71.64	79.23
	THROMDE SUMMARY	233	198	431	197	146	343	84.55	73.74	79.58
PUNAKHA	DASHIDING HIGHER SECONDARY SCHOOL	52	74	126	51	71	122	98.08	95.95	96.83
	PUNAKHA CENTRAL SCHOOL	125	135	260	125	131	256	100.00	97.04	98.46
	UGYEN ACADEMY HIGHER SECONDARY SCHOOL	242	242	484	241	242	483	99.59	100.00	99.79
	DZONGKHAG SUMMARY	419	451	870	417	444	861	99.52	98.45	98.97
SAMDRUP JONGKHAR	KARMALING HIGHER SECONDARY SCHOOL	37	61	98	36	61	97	97.30	100.00	98.98
	ORONG HIGHER SECONDARY SCHOOL	49	64	113	44	41	85	89.80	64.06	75.22
	DZONGKHAG SUMMARY	86	125	211	80	102	182	93.02	81.60	86.26
SAMDRUP JONGKHAR THROMDE	DUNGSAM ACADEMY	72	83	155	65	76	141	90.28	91.57	90.97
	THROMDE SUMMARY	72	83	155	65	76	141	90.28	91.57	90.97
SAMTSE	PELJORLING HIGHER SECONDARY SCHOOL	19	39	58	19	33	52	100.00	84.62	89.66
	SAMTSE HIGHER SECONDARY SCHOOL	49	48	97	47	37	84	95.92	77.08	86.60
	TENDRUK CENTRAL SCHOOL	34	60	94	33	57	90	97.06	95.00	95.74
	DZONGKHAG SUMMARY	102	147	249	99	127	226	97.06	86.39	90.76
SARPANG	SARPANG CENTRAL SCHOOL	64	80	144	61	76	137	95.31	95.00	95.14
	DZONGKHAG SUMMARY	64	80	144	61	76	137	95.31	95.00	95.14

DZONGKHAG	SCHOOL	APPEARED			PASS			PASS PERCENTAGE		
		F	M	TOT	F	M	TOT	F	M	TOT
THIM-THROM	DECHHENCHOELING HIGHER SECONDARY SCHOOL	36	38	74	34	31	65	94.44	81.58	87.84
	ELC HIGH SCHOOL	7	33	40	7	20	27	100.00	60.61	67.50
	KELKI HIGHER SECONDARY SCHOOL	245	176	421	218	162	380	88.98	92.05	90.26
	MOTITHANG HIGHER SECONDARY SCHOOL	147	125	272	141	111	252	95.92	88.80	92.65
	NIMA HIGHER SECONDARY SCHOOL	278	226	504	245	201	446	88.13	88.94	88.49
	PELKHIL SCHOOL	212	247	459	188	216	404	88.68	87.45	88.02
	RINCHEN HIGHER SECONDARY SCHOOL	165	123	288	133	96	229	80.61	78.05	79.51
	YANGCHENPHUG HIGHER SECONDARY SCHOOL	244	184	428	235	171	406	96.31	92.93	94.86
	THROMDE SUMMARY	1334	1152	2486	1201	1008	2209	90.03	87.50	88.86
THIMPHU	DESI HIGHER SECONDARY SCHOOL	27	31	58	27	30	57	100.00	96.77	98.28
	WANGBAMA CENTRAL SCHOOL	37	36	73	35	35	70	94.59	97.22	95.89
	DZONGKHAG SUMMARY	64	67	131	62	65	127	96.88	97.01	96.95
TRASHIGANG	JAMPELING HIGHER SECONDARY SCHOOL	57	56	113	56	55	111	98.25	98.21	98.23
	JIGME SHERUBLING CENTRAL SCHOOL	39	82	121	39	81	120	100.00	98.78	99.17
	RANGJUNG CENTRAL SCHOOL	69	67	136	69	66	135	100.00	98.51	99.26
	TRASHITSE HIGHER SECONDARY SCHOOL	67	88	155	64	83	147	95.52	94.32	94.84
	DZONGKHAG SUMMARY	232	293	525	228	285	513	98.28	97.27	97.71
TRASHIYANGTSE	DAYLING CENTRAL SCHOOL	74	78	152	73	77	150	98.65	98.72	98.68
	DZONGKHAG SUMMARY	74	78	152	73	77	150	98.65	98.72	98.68
TRONGSA	SHERUBLING CENTRAL SCHOOL	52	69	121	49	63	112	94.23	91.30	92.56
	DZONGKHAG SUMMARY	52	69	121	49	63	112	94.23	91.30	92.56
TSIRANG	DAMPHU CENTRAL SCHOOL	99	111	210	97	102	199	97.98	91.89	94.76
	DZONGKHAG SUMMARY	99	111	210	97	102	199	97.98	91.89	94.76
WANGDUE PHODRANG	BAJOTHANG HIGHER SECONDARY SCHOOL	32	40	72	32	36	68	100.00	90.00	94.44
	GASELO CENTRAL SCHOOL	42	60	102	39	56	95	92.86	93.33	93.14
	DZONGKHAG SUMMARY	74	100	174	71	92	163	95.95	92.00	93.68
ZHEMGANG	ZHEMGANG CENTRAL SCHOOL	78	102	180	76	100	176	97.44	98.04	97.78
	DZONGKHAG SUMMARY	78	102	180	76	100	176	97.44	98.04	97.78
	OVERALL	4983	5162	10145	4613	4667	9280	92.57	90.41	91.47

4.9 PERFORMANCE BY AGE

Children start their formal education at the age of 6 years. At the age of 18 years, a candidate is expected to complete class XII. However difference in age do persist due to enrollment differences or repetition of class level in some cases. Percentages of candidates that appeared in each age group are as follows:

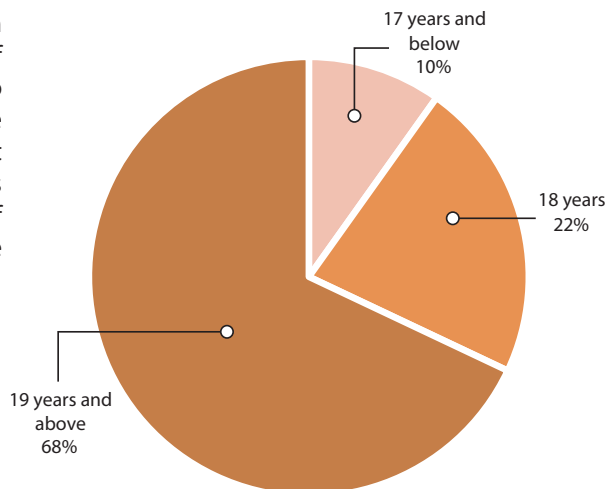


Figure 10 Age-wise distribution



It is remarkably noted that under age candidates have performed better in most of the subjects.

Figure 11 Age-wise performance

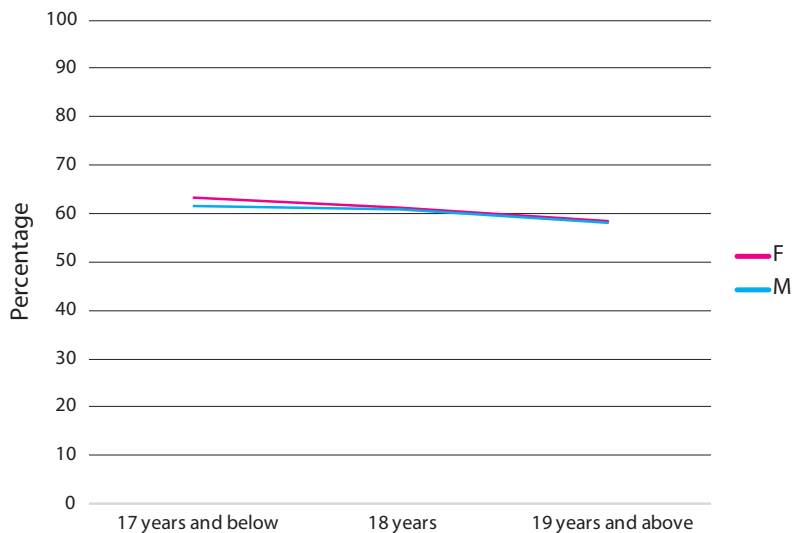
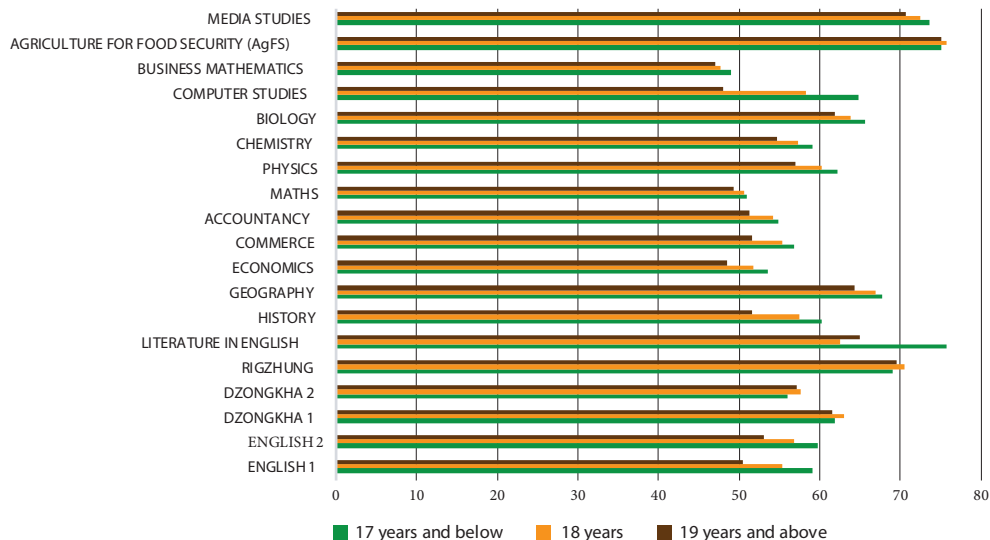


Figure 12 Age-wise performance in subjects



4.10 DZONGKHAG SCHOOL-WISE PERFORMANCE IN SUBJECT

ENGLISH I

DZONGKHAG	SCHOOL	APPEARED			PASS			F		M		TOT	
		F	M	TOT	F	M	TOT	MEAN	SD	MEAN	SD	MEAN	SD
BUMTHANG	JAKAR HIGHER SECONDARY SCHOOL	76	68	144	74	65	139	55.57	8.81	53.51	8.69	54.60	8.78
	SONAM KUENPHEN HIGHER SECONDARY SCHOOL	51	50	101	41	42	83	46.44	7.64	44.40	5.03	45.43	6.53
	DZONGKHAG SUMMARY	127	118	245	115	107	222	51.90	9.46	49.65	8.62	50.82	9.12
CHHUKHA	CHUKHA CENTRAL SCHOOL	95	104	199	95	103	198	54.75	6.97	53.13	6.43	53.90	6.73
	GEDU HIGHER SECONDARY SCHOOL	21	20	41	21	20	41	55.40	5.41	55.73	5.60	55.56	5.44
	PAKSHIKHA CENTRAL SCHOOL	32	44	76	32	43	75	53.02	6.90	49.35	6.34	50.89	6.78
	DZONGKHAG SUMMARY	148	168	316	148	166	314	54.47	6.76	52.45	6.60	53.39	6.74
DAGANA	DAGA HIGHER SECONDARY SCHOOL	51	77	128	51	75	126	51.57	7.33	50.56	7.62	50.96	7.49
	DRUKJEGANG HIGHER SECONDARY SCHOOL	31	49	80	31	48	79	51.58	6.74	53.66	8.67	52.86	8.00
	DZONGKHAG SUMMARY	82	126	208	82	123	205	51.57	7.07	51.77	8.15	51.69	7.73
GELEPHU THROMDE	GELEPHU HIGHER SECONDARY SCHOOL	83	74	157	83	74	157	55.70	7.54	54.53	8.45	55.15	7.98
	KUENDRUP HIGHER SECONDARY SCHOOL	254	173	427	232	162	394	48.39	7.85	49.53	8.25	48.85	8.02
	LOSEL GYATSHO ACADEMY	104	102	206	93	99	192	48.88	7.83	49.51	7.22	49.19	7.52
	THROMDE SUMMARY	441	349	790	408	335	743	49.88	8.26	50.59	8.24	50.19	8.26
HAA	GONGZIM UGYEN DORJI CENTRAL SCHOOL	49	67	116	48	66	114	52.47	6.62	50.94	6.29	51.59	6.45
	JAMPHEL HIGHER SECONDARY SCHOOL	139	180	319	130	167	297	50.35	8.08	50.95	8.63	50.69	8.39
	DZONGKHAG SUMMARY	188	247	435	178	233	411	50.90	7.77	50.95	8.05	50.93	7.92
LHUNTSE	LHUENTSE HIGHER SECONDARY SCHOOL	46	71	117	46	69	115	53.95	6.78	53.16	8.03	53.47	7.54
	DZONGKHAG SUMMARY	46	71	117	46	69	115	53.95	6.78	53.16	8.03	53.47	7.54
MONGAR	GYELPOZHING CENTRAL SCHOOL	32	55	87	32	55	87	55.66	9.07	54.65	8.62	55.02	8.75
	MONGAR HIGHER SECONDARY SCHOOL	64	98	162	64	97	161	58.19	9.33	54.79	8.87	56.13	9.18
	SHERUB RELDRI HIGHER SECONDARY SCHOOL	121	109	230	114	95	209	49.63	7.69	47.98	7.40	48.85	7.58
	YADI HIGHER SECONDARY SCHOOL	59	51	110	59	51	110	50.46	6.35	50.01	6.43	50.25	6.36
	DZONGKHAG SUMMARY	276	313	589	269	298	567	52.49	8.76	51.61	8.53	52.02	8.64
PARO	DRUKGYEL CENTRAL SCHOOL	105	90	195	104	87	191	57.25	9.38	52.49	7.93	55.05	9.04
	KARMA ACADEMY	64	111	175	62	107	169	53.37	8.47	49.96	6.94	51.21	7.69
	SHARI HIGHER SECONDARY SCHOOL	78	65	143	78	65	143	59.69	6.95	56.22	7.52	58.11	7.39
	TENZIN HIGHER SECONDARY SCHOOL	90	110	200	88	108	196	53.11	7.90	50.62	6.81	51.74	7.41
	UTPAL HIGHER SECONDARY SCHOOL	136	100	236	129	93	222	49.63	7.68	48.06	7.38	48.96	7.58
	YOEZERLING HIGHER SECONDARY SCHOOL	107	96	203	98	77	175	46.74	5.64	44.85	6.91	45.85	6.33
	DZONGKHAG SUMMARY	580	572	1152	559	537	1096	52.78	8.85	50.01	7.89	51.40	8.50
PEMAGATSHEL	NANGKOR CENTRAL SCHOOL	74	83	157	74	82	156	55.38	6.74	55.03	7.60	55.19	7.19
	NGANGLAM HIGHER SECONDARY SCHOOL	38	59	97	38	59	97	50.86	7.18	50.75	7.69	50.79	7.45
	DZONGKHAG SUMMARY	112	142	254	112	141	253	53.84	7.19	53.25	7.90	53.51	7.59
PHUNTSHOLING THROMDE	NORBU ACADEMY	99	65	164	93	54	147	48.10	7.13	45.61	6.83	47.11	7.09
	PHUENTSHOLING HIGHER SECONDARY SCHOOL	71	66	137	71	64	135	57.16	7.30	52.87	8.95	55.09	8.39
	RELDRI HIGHER SECONDARY SCHOOL	63	67	130	60	57	117	50.41	7.35	46.20	7.86	48.24	7.88
	THROMDE SUMMARY	233	198	431	224	175	399	51.48	8.19	48.23	8.56	49.99	8.51



Pupil Performance Report 2018

DZONGKHAG	SCHOOL	APPEARED			PASS			F		M		TOT	
		F	M	TOT	F	M	TOT	MEAN	SD	MEAN	SD	MEAN	SD
PUNAKHA	DASHIDING HIGHER SECONDARY SCHOOL	52	74	126	52	72	124	52.69	6.87	50.61	6.40	51.47	6.65
	PUNAKHA CENTRAL SCHOOL	125	135	260	124	131	255	56.70	8.20	53.69	7.96	55.13	8.20
	UGYEN ACADEMY HIGHER SECONDARY SCHOOL	242	242	484	242	242	484	61.21	9.80	59.43	9.01	60.32	9.45
	DZONGKHAG SUMMARY	419	451	870	418	445	863	58.81	9.51	56.26	9.04	57.49	9.35
SAMDRUP JONGKHAR	KARMALING HIGHER SECONDARY SCHOOL	37	61	98	35	60	95	52.46	7.16	50.82	7.49	51.44	7.37
	ORONG HIGHER SECONDARY SCHOOL	49	64	113	48	61	109	51.61	5.99	49.43	6.85	50.38	6.55
	DZONGKHAG SUMMARY	86	125	211	83	121	204	51.98	6.49	50.11	7.17	50.87	6.95
SAMDRUP JONGKHAR THROMDE	DUNGSAM ACADEMY	72	83	155	69	79	148	50.90	7.22	50.41	7.69	50.64	7.45
	THROMDE SUMMARY	72	83	155	69	79	148	50.90	7.22	50.41	7.69	50.64	7.45
SAMTSE	PELJORLING HIGHER SECONDARY SCHOOL	19	39	58	19	39	58	57.03	6.93	52.51	6.81	53.99	7.12
	SAMTSE HIGHER SECONDARY SCHOOL	49	48	97	48	44	92	53.98	8.06	51.40	7.74	52.70	7.97
	TENDRUK CENTRAL SCHOOL	34	60	94	33	60	93	51.32	6.05	51.25	6.57	51.28	6.35
	DZONGKHAG SUMMARY	102	147	249	100	143	243	53.66	7.44	51.63	7.01	52.46	7.24
SARPANG	SARPANG CENTRAL SCHOOL	64	80	144	63	77	140	55.52	8.42	49.86	6.39	52.37	7.86
	DZONGKHAG SUMMARY	64	80	144	63	77	140	55.52	8.42	49.86	6.39	52.37	7.86
THIM-THROM	DECHHENCHOELING HIGHER SECONDARY SCHOOL	36	38	74	35	38	73	56.44	8.18	52.78	6.56	54.56	7.57
	ELC HIGH SCHOOL	7	33	40	6	27	33	50.43	8.60	47.06	9.98	47.65	9.73
	KELKI HIGHER SECONDARY SCHOOL	245	176	421	230	170	400	50.32	8.06	49.14	6.91	49.83	7.62
	MOTITHANG HIGHER SECONDARY SCHOOL	147	125	272	147	125	272	58.90	8.38	56.80	7.93	57.93	8.23
	NIMA HIGHER SECONDARY SCHOOL	278	226	504	261	217	478	50.08	8.32	50.19	7.36	50.13	7.90
	PELKHIL SCHOOL	212	247	459	199	230	429	51.12	8.78	51.45	8.34	51.30	8.54
	RINCHEN HIGHER SECONDARY SCHOOL	165	123	288	157	97	254	48.54	6.77	45.47	7.40	47.23	7.20
	YANGCHENPHUG HIGHER SECONDARY SCHOOL	244	184	428	244	183	427	62.01	8.68	58.03	8.03	60.30	8.62
	THROMDE SUMMARY	1334	1152	2486	1279	1087	2366	53.43	9.62	51.76	8.67	52.65	9.23
THIMPHU	DESI HIGHER SECONDARY SCHOOL	27	31	58	27	28	55	49.76	6.22	45.89	5.33	47.69	6.03
	WANGBAMA CENTRAL SCHOOL	37	36	73	37	36	73	53.96	5.49	52.36	6.08	53.17	5.80
	DZONGKHAG SUMMARY	64	67	131	64	64	128	52.19	6.13	49.37	6.56	50.74	6.49
TRASHIGANG	JAMPELING HIGHER SECONDARY SCHOOL	57	56	113	56	55	111	53.18	7.41	52.05	7.46	52.62	7.42
	JIGME SHERUBLING CENTRAL SCHOOL	39	82	121	39	81	120	56.37	7.28	51.93	6.68	53.36	7.16
	RANGJUNG CENTRAL SCHOOL	69	67	136	69	67	136	58.83	7.72	56.31	6.60	57.59	7.28
	TRASHITSE HIGHER SECONDARY SCHOOL	67	88	155	65	84	149	51.07	5.62	51.40	7.79	51.25	6.92
	DZONGKHAG SUMMARY	232	293	525	229	287	516	54.79	7.65	52.80	7.39	53.68	7.56
	TRASHIYANGTSE	74	78	152	72	76	148	52.78	8.17	54.40	8.76	53.61	8.49
TRONGSA	SHERUBLING CENTRAL SCHOOL	52	69	121	52	67	119	51.81	5.63	49.46	6.24	50.47	6.08
	DZONGKHAG SUMMARY	52	69	121	52	67	119	51.81	5.63	49.46	6.24	50.47	6.08
TSIRANG	DAMPHU CENTRAL SCHOOL	99	111	210	97	106	203	51.57	6.87	50.66	7.27	51.09	7.08
	DZONGKHAG SUMMARY	99	111	210	97	106	203	51.57	6.87	50.66	7.27	51.09	7.08
WANGDUE PHODRANG	BAJOTHANG HIGHER SECONDARY SCHOOL	32	40	72	32	39	71	53.36	7.46	55.51	9.54	54.56	8.69
	GASELO CENTRAL SCHOOL	42	60	102	40	56	96	51.11	8.72	50.69	8.03	50.86	8.28
	DZONGKHAG SUMMARY	74	100	174	72	95	167	52.08	8.22	52.62	8.94	52.39	8.62
ZHEMGANG	ZHEMGANG CENTRAL SCHOOL	78	102	180	77	100	177	54.89	7.98	53.69	7.90	54.21	7.93
	DZONGKHAG SUMMARY	78	102	180	77	100	177	54.89	7.98	53.69	7.90	54.21	7.93
	OVERALL	4983	5162	10145	4816	4931	9747	53.19	8.87	51.70	8.35	52.43	8.64

ENGLISH II

DZONGKHAG	SCHOOL	APPEARED			PASS			F		M		TOT	
		F	M	TOT	F	M	TOT	MEAN	SD	MEAN	SD	MEAN	SD
BUMTHANG	JAKAR HIGHER SECONDARY SCHOOL	76	68	144	76	65	141	59.26	5.98	55.65	8.21	57.55	7.32
	SONAM KUENPHEN HIGHER SECONDARY SCHOOL	51	50	101	49	48	97	53.82	8.33	52.71	7.34	53.27	7.84
	DZONGKHAG SUMMARY	127	118	245	125	113	238	57.07	7.48	54.40	7.96	55.79	7.82
CHHUKHA	CHUKHA CENTRAL SCHOOL	95	104	199	94	101	195	59.56	7.57	54.95	7.53	57.15	7.88
	GEDU HIGHER SECONDARY SCHOOL	21	20	41	21	19	40	57.71	7.67	52.90	7.30	55.37	7.79
	PAKSHIKHA CENTRAL SCHOOL	32	44	76	32	44	76	58.16	6.80	54.18	6.23	55.86	6.73
	DZONGKHAG SUMMARY	148	168	316	147	164	311	59.00	7.42	54.51	7.18	56.61	7.62
DAGANA	DAGA HIGHER SECONDARY SCHOOL	51	77	128	51	76	127	54.95	6.99	52.64	7.26	53.56	7.22
	DRUKJEGANG HIGHER SECONDARY SCHOOL	31	49	80	31	48	79	56.61	6.29	55.61	7.73	56.00	7.18
	DZONGKHAG SUMMARY	82	126	208	82	124	206	55.58	6.74	53.80	7.56	54.50	7.28
GELEPHU THROMDE	GELEPHU HIGHER SECONDARY SCHOOL	83	74	157	83	73	156	60.79	6.70	57.03	7.25	59.02	7.19
	KUENDRUP HIGHER SECONDARY SCHOOL	254	173	427	239	151	390	51.20	7.69	50.42	9.51	50.88	8.47
	LOSEL GYATSHO ACADEMY	104	102	206	102	100	202	54.35	6.67	53.39	7.46	53.87	7.07
	THROMDE SUMMARY	441	349	790	424	324	748	53.75	8.12	52.69	8.86	53.28	8.47
HAA	GONGZIM UGYEN DORJI CENTRAL SCHOOL	49	67	116	49	63	112	55.87	5.70	51.82	7.56	53.53	7.10
	JAMPEL HIGHER SECONDARY SCHOOL	139	180	319	130	166	296	53.65	8.92	53.54	9.04	53.59	8.97
	DZONGKHAG SUMMARY	188	247	435	179	229	408	54.23	8.24	53.08	8.68	53.57	8.50
LHUNTSE	LHUENTSE HIGHER SECONDARY SCHOOL	46	71	117	45	65	110	53.57	7.05	51.82	8.44	52.51	7.94
	DZONGKHAG SUMMARY	46	71	117	45	65	110	53.57	7.05	51.82	8.44	52.51	7.94
MONGAR	GYELPOZHING CENTRAL SCHOOL	32	55	87	32	54	86	63.38	7.01	57.14	7.66	59.43	7.98
	MONGAR HIGHER SECONDARY SCHOOL	64	98	162	64	93	157	58.66	7.69	54.49	8.34	56.14	8.32
	SHERUB RELDRI HIGHER SECONDARY SCHOOL	121	109	230	116	102	218	53.30	7.66	50.71	7.60	52.07	7.73
	YADI HIGHER SECONDARY SCHOOL	59	51	110	58	47	105	52.46	7.37	48.99	7.08	50.85	7.41
	DZONGKHAG SUMMARY	276	313	589	270	296	566	55.53	8.36	52.74	8.24	54.05	8.40
PARO	DRUKGYEL CENTRAL SCHOOL	105	90	195	105	86	191	60.72	7.82	54.64	8.84	57.92	8.82
	KARMA ACADEMY	64	111	175	64	108	172	57.49	7.34	53.53	7.46	54.98	7.64
	SHARI HIGHER SECONDARY SCHOOL	78	65	143	77	64	141	59.19	5.97	54.82	7.12	57.20	6.85
	TENZIN HIGHER SECONDARY SCHOOL	90	110	200	89	106	195	57.62	7.35	54.33	8.11	55.81	7.93
	UTPAL HIGHER SECONDARY SCHOOL	136	100	236	129	89	218	52.61	8.11	49.31	7.73	51.21	8.10
	YOEZERLING HIGHER SECONDARY SCHOOL	107	96	203	100	80	180	51.83	8.06	49.40	9.43	50.68	8.80
	DZONGKHAG SUMMARY	580	572	1152	564	533	1097	56.13	8.31	52.57	8.48	54.37	8.58
PEMAGATSHEL	NANGKOR CENTRAL SCHOOL	74	83	157	74	77	151	56.51	6.91	52.54	8.16	54.41	7.83
	NGANGLAM HIGHER SECONDARY SCHOOL	38	59	97	38	53	91	53.70	7.25	50.89	8.80	51.99	8.30
	DZONGKHAG SUMMARY	112	142	254	112	130	242	55.56	7.12	51.86	8.44	53.49	8.08
PHUNTSHOLING THROMDE	NORBU ACADEMY	99	65	164	97	60	157	52.33	6.65	49.05	7.43	51.03	7.13
	PHUNTSHOLING HIGHER SECONDARY SCHOOL	71	66	137	70	64	134	60.68	7.82	53.63	7.35	57.28	8.35
	RELDRI HIGHER SECONDARY SCHOOL	63	67	130	63	60	123	53.10	6.69	49.08	8.29	51.03	7.80
	THROMDE SUMMARY	233	198	431	230	184	414	55.08	7.93	50.59	7.97	53.02	8.25
PUNAKHA	DASHIDING HIGHER SECONDARY SCHOOL	52	74	126	52	73	125	56.61	6.73	52.90	6.72	54.43	6.94
	PUNAKHA CENTRAL SCHOOL	125	135	260	124	127	251	58.03	7.49	53.83	8.71	55.85	8.40
	UGYEN ACADEMY HIGHER SECONDARY SCHOOL	242	242	484	241	242	483	62.39	7.30	60.29	6.51	61.34	6.99



Pupil Performance Report 2018

DZONGKHAG	SCHOOL	APPEARED			PASS			F		M		TOT	
		F	M	TOT	F	M	TOT	MEAN	SD	MEAN	SD	MEAN	SD
	DZONGKHAG SUMMARY	419	451	870	417	442	859	60.37	7.66	57.14	8.01	58.70	8.00
SAMDRUP	KARMALING HIGHER SECONDARY SCHOOL	37	61	98	36	57	93	51.28	7.08	51.93	8.37	51.69	7.88
JONGKHAR	ORONG HIGHER SECONDARY SCHOOL	49	64	113	49	49	98	53.86	7.41	46.40	8.65	49.63	8.91
	DZONGKHAG SUMMARY	86	125	211	85	106	191	52.75	7.34	49.10	8.93	50.59	8.49
SAMDRUP	DUNGSAM ACADEMY	72	83	155	63	75	138	50.44	8.58	48.98	8.43	49.66	8.50
JONGKHAR	THROMDE SUMMARY	72	83	155	63	75	138	50.44	8.58	48.98	8.43	49.66	8.50
THROMDE	PELJORLING HIGHER SECONDARY SCHOOL	19	39	58	19	37	56	60.45	7.53	52.96	7.71	55.41	8.37
SAMTSE	SAMTSE HIGHER SECONDARY SCHOOL	49	48	97	49	46	95	58.92	6.98	52.51	7.87	55.75	8.06
	TENDRUK CENTRAL SCHOOL	34	60	94	34	59	93	54.72	7.21	52.99	7.77	53.62	7.58
	DZONGKHAG SUMMARY	102	147	249	102	142	244	57.80	7.44	52.83	7.73	54.87	7.99
SARPANG	SARPANG CENTRAL SCHOOL	64	80	144	64	77	141	56.77	6.52	50.54	6.51	53.31	7.19
	DZONGKHAG SUMMARY	64	80	144	64	77	141	56.77	6.52	50.54	6.51	53.31	7.19
THIM-THROM	DECHHENCHOELING HIGHER SECONDARY SCHOOL	36	38	74	36	37	73	60.04	7.00	53.08	6.66	56.47	7.63
	ELC HIGH SCHOOL	7	33	40	7	27	34	55.50	11.34	48.05	9.97	49.35	10.46
	KELKI HIGHER SECONDARY SCHOOL	245	176	421	236	164	400	53.43	7.33	50.86	6.94	52.36	7.27
	MOTITHANG HIGHER SECONDARY SCHOOL	147	125	272	147	123	270	58.53	7.78	54.66	7.88	56.75	8.04
	NIMA HIGHER SECONDARY SCHOOL	278	226	504	263	209	472	53.30	8.68	50.96	7.98	52.25	8.45
	PELKHIL SCHOOL	212	247	459	207	238	445	54.48	7.67	52.72	7.83	53.53	7.80
	RINCHEN HIGHER SECONDARY SCHOOL	165	123	288	149	109	258	51.45	7.57	48.12	7.22	50.03	7.59
	YANGCHENPHUG HIGHER SECONDARY SCHOOL	244	184	428	242	183	425	63.84	7.87	58.66	8.28	61.61	8.44
	THROMDE SUMMARY	1334	1152	2486	1287	1090	2377	55.98	8.93	52.64	8.38	54.43	8.84
THIMPHU	DESI HIGHER SECONDARY SCHOOL	27	31	58	27	31	58	58.22	5.83	53.47	5.78	55.68	6.23
	WANGBAMA CENTRAL SCHOOL	37	36	73	37	36	73	59.15	6.84	53.56	6.18	56.39	7.06
	DZONGKHAG SUMMARY	64	67	131	64	67	131	58.76	6.40	53.51	5.95	56.08	6.69
TRASHIGANG	JAMPELING HIGHER SECONDARY SCHOOL	57	56	113	56	55	111	57.27	6.73	55.79	7.87	56.54	7.32
	JIGME SHERUBLING CENTRAL SCHOOL	39	82	121	39	82	121	60.53	8.28	57.48	6.99	58.46	7.53
	RANGJUNG CENTRAL SCHOOL	69	67	136	69	66	135	59.57	7.12	56.12	7.63	57.87	7.55
	TRASHITSE HIGHER SECONDARY SCHOOL	67	88	155	60	75	135	49.60	6.65	49.41	8.91	49.49	7.99
	DZONGKHAG SUMMARY	232	293	525	224	278	502	56.28	8.32	54.42	8.56	55.24	8.50
TRASHIYANGTSE	BAYLING CENTRAL SCHOOL	74	78	152	73	76	149	56.30	7.79	53.62	8.50	54.93	8.24
	DZONGKHAG SUMMARY	74	78	152	73	76	149	56.30	7.79	53.62	8.50	54.93	8.24
TRONGSA	SHERUBLING CENTRAL SCHOOL	52	69	121	52	65	117	55.63	7.24	51.30	6.73	53.16	7.25
	DZONGKHAG SUMMARY	52	69	121	52	65	117	55.63	7.24	51.30	6.73	53.16	7.25
TSIRANG	DAMPHU CENTRAL SCHOOL	99	111	210	99	104	203	57.60	6.66	54.27	9.38	55.84	8.36
	DZONGKHAG SUMMARY	99	111	210	99	104	203	57.60	6.66	54.27	9.38	55.84	8.36
WANGDUE	BAJOTHANG HIGHER SECONDARY SCHOOL	32	40	72	32	39	71	56.89	7.68	56.70	8.07	56.78	7.85
PHODRANG	GASELO CENTRAL SCHOOL	42	60	102	41	57	98	55.94	7.76	53.65	6.90	54.59	7.32
	DZONGKHAG SUMMARY	74	100	174	73	96	169	56.35	7.69	54.87	7.50	55.50	7.60
ZHEMGANG	ZHEMGANG CENTRAL SCHOOL	78	102	180	76	98	174	56.37	7.84	53.88	7.97	54.96	7.99
	DZONGKHAG SUMMARY	78	102	180	76	98	174	56.37	7.84	53.88	7.97	54.96	7.99
	OVERALL	4983	5162	10145	4857	4878	9735	56.12	8.35	53.11	8.42	54.59	8.52

DZONGKHA I

DZONGKHAG	SCHOOL	APPEARED			PASS			F		M		TOT	
		F	M	TOT	F	M	TOT	MEAN	SD	MEAN	SD	MEAN	SD
BUMTHANG	JAKAR HIGHER SECONDARY SCHOOL	76	68	144	76	68	144	68.08	7.61	62.51	8.60	65.45	8.53
	SONAM KUENPHEN HIGHER SECONDARY SCHOOL	51	50	101	51	50	101	63.47	8.33	61.89	8.58	62.69	8.45
	DZONGKHAG SUMMARY	127	118	245	127	118	245	66.23	8.20	62.25	8.56	64.31	8.59
CHHUKHA	CHUKHA CENTRAL SCHOOL	95	104	199	95	103	198	64.96	9.16	62.00	9.31	63.41	9.34
	GEDU HIGHER SECONDARY SCHOOL	21	20	41	21	20	41	63.38	7.70	61.49	9.94	62.46	8.80
	PAKSHIKHA CENTRAL SCHOOL	32	44	76	32	41	73	58.13	9.98	56.85	12.65	57.39	11.55
	DZONGKHAG SUMMARY	148	168	316	148	164	312	63.26	9.50	60.59	10.53	61.84	10.14
DAGANA	DAGA HIGHER SECONDARY SCHOOL	51	77	128	51	77	128	67.62	8.06	62.73	8.94	64.68	8.89
	DRUKJEGANG HIGHER SECONDARY SCHOOL	31	49	80	31	49	80	66.15	10.29	62.46	9.28	63.89	9.79
	DZONGKHAG SUMMARY	82	126	208	82	126	208	67.06	8.93	62.63	9.04	64.38	9.23
GELEPHU THROMDE	GELEPHU HIGHER SECONDARY SCHOOL	83	74	157	83	69	152	60.61	9.29	56.07	11.35	58.47	10.53
	KUENDRUP HIGHER SECONDARY SCHOOL	254	173	427	244	156	400	58.15	9.98	56.73	11.22	57.58	10.51
	LOSEL GYATSHO ACADEMY	104	102	206	99	99	198	56.32	10.22	54.25	9.20	55.30	9.76
	THROMDE SUMMARY	441	349	790	426	324	750	58.18	9.98	55.87	10.72	57.16	10.37
HAA	GONGZIM UGYEN DORJI CENTRAL SCHOOL	49	67	116	49	67	116	65.03	8.21	60.87	10.09	62.62	9.53
	JAMPEL HIGHER SECONDARY SCHOOL	139	180	319	139	173	312	62.91	8.96	58.43	10.71	60.38	10.22
	DZONGKHAG SUMMARY	188	247	435	188	240	428	63.46	8.80	59.09	10.58	60.98	10.08
LHUNTSE	LHUENTSE HIGHER SECONDARY SCHOOL	46	71	117	46	71	117	69.55	8.25	72.19	8.38	71.15	8.39
	DZONGKHAG SUMMARY	46	71	117	46	71	117	69.55	8.25	72.19	8.38	71.15	8.39
MONGAR	GYELPOZHING CENTRAL SCHOOL	32	55	87	32	55	87	73.38	7.65	70.85	10.52	71.78	9.60
	MONGAR HIGHER SECONDARY SCHOOL	64	98	162	64	96	160	66.02	7.88	64.63	10.37	65.18	9.46
	SHERUB RELDRI HIGHER SECONDARY SCHOOL	121	109	230	119	108	227	62.21	9.19	59.73	10.22	61.03	9.75
	YADI HIGHER SECONDARY SCHOOL	59	51	110	59	51	110	68.08	6.38	69.17	6.42	68.59	6.39
	DZONGKHAG SUMMARY	276	313	589	274	310	584	65.64	8.93	64.76	10.67	65.17	9.90
PARO	DRUKGYEL CENTRAL SCHOOL	105	90	195	105	88	193	66.29	7.38	60.82	10.23	63.77	9.20
	KARMA ACADEMY	63	111	174	63	108	171	66.60	8.31	60.06	10.99	62.43	10.56
	SHARI HIGHER SECONDARY SCHOOL	78	65	143	78	64	142	64.63	7.68	58.90	9.68	62.03	9.08
	TENZIN HIGHER SECONDARY SCHOOL	90	110	200	89	106	195	62.05	9.45	58.40	10.03	60.04	9.92
	UTPAL HIGHER SECONDARY SCHOOL	136	100	236	135	95	230	56.59	8.83	52.35	10.29	54.80	9.68
	YOEZERLING HIGHER SECONDARY SCHOOL	107	96	203	104	86	190	57.51	9.64	53.69	10.68	55.70	10.30
	DZONGKHAG SUMMARY	579	572	1151	574	547	1121	61.54	9.54	57.31	10.82	59.44	10.41
PEMAGATSHEL	NANGKOR CENTRAL SCHOOL	74	83	157	74	83	157	66.44	7.71	69.13	9.53	67.86	8.79
	NGANGLAM HIGHER SECONDARY SCHOOL	38	59	97	38	59	97	64.91	7.87	65.31	8.55	65.15	8.25
	DZONGKHAG SUMMARY	112	142	254	112	142	254	65.92	7.76	67.54	9.30	66.83	8.68
PHUNTSOLING THROMDE	NORBU ACADEMY	99	65	164	93	56	149	57.12	9.94	50.83	9.68	54.62	10.28
	PHUNTSOLING HIGHER SECONDARY SCHOOL	71	66	137	69	63	132	59.64	8.93	54.67	10.28	57.24	9.89
	RELDRI HIGHER SECONDARY SCHOOL	63	67	130	58	59	117	59.07	10.91	53.15	11.88	56.02	11.76
	THROMDE SUMMARY	233	198	431	220	178	398	58.41	9.95	52.90	10.73	55.88	10.66
PUNAKHA	DASHIDING HIGHER SECONDARY SCHOOL	52	74	126	52	74	126	64.49	7.27	65.39	8.39	65.02	7.93
	PUNAKHA CENTRAL SCHOOL	125	135	260	125	133	258	66.71	7.75	62.47	9.90	64.51	9.16
	UGYEN ACADEMY HIGHER SECONDARY SCHOOL	242	242	484	241	239	480	64.15	8.78	62.39	10.07	63.27	9.48



Pupil Performance Report 2018

DZONGKHAG	SCHOOL	APPEARED			PASS			F		M		TOT	
		F	M	TOT	F	M	TOT	MEAN	SD	MEAN	SD	MEAN	SD
	DZONGKHAG SUMMARY	419	451	870	418	446	864	64.96	8.37	62.91	9.80	63.90	9.19
SAMDRUP JONGKHAR	KARMALING HIGHER SECONDARY SCHOOL	37	61	98	37	61	98	71.04	8.48	69.68	11.11	70.19	10.17
	ORONG HIGHER SECONDARY SCHOOL	49	64	113	49	63	112	66.66	7.32	62.65	9.22	64.39	8.64
	DZONGKHAG SUMMARY	86	125	211	86	124	210	68.54	8.09	66.08	10.74	67.08	9.80
SAMDRUP JONGKHAR THROMDE	DUNGSAM ACADEMY	72	83	155	72	81	153	65.84	9.38	62.62	10.24	64.12	9.95
	THROMDE SUMMARY	72	83	155	72	81	153	65.84	9.38	62.62	10.24	64.12	9.95
SAMTSE	PELJORLING HIGHER SECONDARY SCHOOL	19	39	58	19	39	58	62.82	9.87	58.37	9.59	59.82	9.83
	SAMTSE HIGHER SECONDARY SCHOOL	49	48	97	47	43	90	60.09	8.98	54.85	11.32	57.50	10.49
	TENDRUK CENTRAL SCHOOL	34	60	94	33	56	89	57.47	9.72	53.99	11.91	55.25	11.24
	DZONGKHAG SUMMARY	102	147	249	99	138	237	59.73	9.49	55.43	11.21	57.19	10.73
SARPANG	SARPANG CENTRAL SCHOOL	64	80	144	64	78	142	65.02	10.09	59.68	10.19	62.05	10.45
	DZONGKHAG SUMMARY	64	80	144	64	78	142	65.02	10.09	59.68	10.19	62.05	10.45
THIM-THROM	DECHHENCHOELING HIGHER SECONDARY SCHOOL	36	38	74	36	37	73	60.13	9.27	57.24	9.50	58.64	9.44
	ELC HIGH SCHOOL	7	33	40	7	28	35	51.00	5.70	47.08	8.79	47.76	8.41
	KELKI HIGHER SECONDARY SCHOOL	245	176	421	243	171	414	59.45	8.92	57.06	10.66	58.45	9.75
	MOTITHANG HIGHER SECONDARY SCHOOL	147	125	272	146	120	266	63.75	9.81	60.43	11.35	62.22	10.65
	NIMA HIGHER SECONDARY SCHOOL	278	225	503	275	219	494	63.68	9.28	62.50	10.54	63.15	9.87
	PELKHIL SCHOOL	212	246	458	207	229	436	59.80	10.06	57.06	11.89	58.33	11.15
	RINCHEN HIGHER SECONDARY SCHOOL	165	123	288	164	118	282	59.49	9.40	57.31	10.73	58.56	10.03
	YANGCHENPHUG HIGHER SECONDARY SCHOOL	243	181	424	242	172	414	63.52	9.93	57.25	10.94	60.84	10.82
	THROMDE SUMMARY	1333	1147	2480	1320	1094	2414	61.58	9.74	58.27	11.31	60.05	10.62
THIMPHU	DESI HIGHER SECONDARY SCHOOL	27	31	58	27	29	56	68.86	6.96	62.27	13.27	65.34	11.22
	WANGBAMA CENTRAL SCHOOL	37	36	73	37	36	73	66.61	8.10	63.56	9.15	65.10	8.71
	DZONGKHAG SUMMARY	64	67	131	64	65	129	67.56	7.66	62.96	11.17	65.21	9.86
TRASHIGANG	JAMPELING HIGHER SECONDARY SCHOOL	57	56	113	57	56	113	64.44	7.42	64.76	8.14	64.60	7.75
	JIGME SHERUBLING CENTRAL SCHOOL	39	82	121	39	82	121	71.13	6.67	70.59	8.38	70.77	7.85
	RANGJUNG CENTRAL SCHOOL	69	67	136	69	67	136	70.12	7.23	69.72	7.79	69.92	7.49
	TRASHITSE HIGHER SECONDARY SCHOOL	67	88	155	67	87	154	68.41	8.73	68.77	10.87	68.62	9.97
	DZONGKHAG SUMMARY	232	293	525	232	292	524	68.40	7.99	68.73	9.23	68.59	8.70
TRASHIYANGTSE	BAYLING CENTRAL SCHOOL	74	78	152	74	78	152	67.91	6.58	68.65	8.98	68.29	7.88
	DZONGKHAG SUMMARY	74	78	152	74	78	152	67.91	6.58	68.65	8.98	68.29	7.88
TRONGSA	SHERUBLING CENTRAL SCHOOL	52	69	121	52	69	121	68.75	7.56	64.18	8.74	66.14	8.53
	DZONGKHAG SUMMARY	52	69	121	52	69	121	68.75	7.56	64.18	8.74	66.14	8.53
TSIRANG	DAMPHU CENTRAL SCHOOL	99	111	210	97	108	205	58.83	9.47	58.33	9.91	58.57	9.68
	DZONGKHAG SUMMARY	99	111	210	97	108	205	58.83	9.47	58.33	9.91	58.57	9.68
WANGDUE PHODRANG	BAJOTHANG HIGHER SECONDARY SCHOOL	32	40	72	32	39	71	64.36	8.39	64.85	12.20	64.63	10.61
	GASELO CENTRAL SCHOOL	42	60	102	42	60	102	66.86	8.63	62.67	11.03	64.39	10.28
	DZONGKHAG SUMMARY	74	100	174	74	99	173	65.78	8.56	63.54	11.50	64.49	10.39
ZHEMGANG	ZHEMGANG CENTRAL SCHOOL	78	102	180	78	102	180	68.76	8.92	69.38	9.38	69.11	9.16
	DZONGKHAG SUMMARY	78	102	180	78	102	180	68.76	8.92	69.38	9.38	69.11	9.16
	OVERALL	4981	5157	10138	4927	4994	9921	63.01	9.72	60.77	11.35	61.87	10.64

DZONGKHA II

DZONGKHAG	SCHOOL	APPEARED			PASS			F		M		TOT	
		F	M	TOT	F	M	TOT	MEAN	SD	MEAN	SD	MEAN	SD
BUMTHANG	JAKAR HIGHER SECONDARY SCHOOL	76	68	144	76	63	139	63.16	8.80	57.03	12.16	60.27	10.92
	SONAM KUENPHEN HIGHER SECONDARY SCHOOL	51	50	101	48	48	96	56.54	8.93	54.09	9.22	55.33	9.11
	DZONGKHAG SUMMARY	127	118	245	124	111	235	60.50	9.40	55.78	11.06	58.23	10.48
CHHUKHA	CHUKHA CENTRAL SCHOOL	95	104	199	91	101	192	55.91	8.32	54.84	9.67	55.35	9.04
	GEDU HIGHER SECONDARY SCHOOL	21	20	41	21	18	39	55.02	9.47	51.75	8.88	53.43	9.22
	PAKSHIKHA CENTRAL SCHOOL	32	44	76	32	37	69	55.11	8.08	52.35	12.81	53.51	11.09
	DZONGKHAG SUMMARY	148	168	316	144	156	300	55.61	8.39	53.82	10.52	54.66	9.61
DAGANA	DAGA HIGHER SECONDARY SCHOOL	51	77	128	51	75	126	64.03	6.85	60.05	10.04	61.63	9.09
	DRUKJEGANG HIGHER SECONDARY SCHOOL	31	49	80	31	46	77	61.19	7.84	55.90	10.31	57.95	9.73
	DZONGKHAG SUMMARY	82	126	208	82	121	203	62.96	7.33	58.43	10.31	60.22	9.49
GELEPHU THROMDE	GELEPHU HIGHER SECONDARY SCHOOL	83	74	157	83	65	148	57.57	7.94	52.78	11.94	55.31	10.28
	KUENDRUP HIGHER SECONDARY SCHOOL	254	173	427	222	150	372	51.92	10.64	52.84	10.89	52.29	10.74
	LOSEL GYATSHO ACADEMY	104	102	206	85	85	170	49.88	10.95	49.46	10.67	49.67	10.79
	THROMDE SUMMARY	441	349	790	390	300	690	52.50	10.56	51.84	11.13	52.21	10.82
HAA	GONGZIM UGYEN DORJI CENTRAL SCHOOL	49	67	116	49	64	113	63.33	7.99	57.78	10.78	60.12	10.05
	JAMPEL HIGHER SECONDARY SCHOOL	139	180	319	131	160	291	56.13	10.05	53.30	10.84	54.53	10.58
	DZONGKHAG SUMMARY	188	247	435	180	224	404	58.00	10.05	54.52	10.98	56.02	10.72
LHUNTSE	LHUENTSE HIGHER SECONDARY SCHOOL	46	71	117	46	71	117	64.62	6.66	66.78	8.18	65.93	7.67
	DZONGKHAG SUMMARY	46	71	117	46	71	117	64.62	6.66	66.78	8.18	65.93	7.67
MONGAR	GYELPOZHING CENTRAL SCHOOL	32	55	87	32	55	87	65.64	7.09	63.82	10.09	64.49	9.10
	MONGAR HIGHER SECONDARY SCHOOL	64	98	162	62	96	158	63.27	7.96	61.06	10.80	61.94	9.81
	SHERUB RELDRI HIGHER SECONDARY SCHOOL	121	109	230	116	107	223	58.75	9.90	56.89	9.03	57.87	9.53
	YADI HIGHER SECONDARY SCHOOL	59	51	110	59	51	110	61.50	6.93	61.35	7.13	61.43	6.99
	DZONGKHAG SUMMARY	276	313	589	269	309	578	61.18	8.89	60.14	9.84	60.63	9.41
PARO	DRUKGYEL CENTRAL SCHOOL	105	90	195	104	80	184	55.87	7.63	50.87	10.08	53.56	9.17
	KARMA ACADEMY	63	111	174	62	105	167	61.13	6.90	56.13	9.39	57.94	8.88
	SHARI HIGHER SECONDARY SCHOOL	78	65	143	78	61	139	61.17	7.36	53.68	10.07	57.77	9.44
	TENZIN HIGHER SECONDARY SCHOOL	90	110	200	88	104	192	59.24	9.00	57.33	10.54	58.19	9.90
	UTPAL HIGHER SECONDARY SCHOOL	136	100	236	120	80	200	52.89	9.72	47.86	11.23	50.76	10.66
	YOEZERLING HIGHER SECONDARY SCHOOL	107	96	203	99	78	177	52.21	9.13	48.80	10.89	50.60	10.12
	DZONGKHAG SUMMARY	579	572	1151	551	508	1059	56.30	9.25	52.58	10.99	54.45	10.32
PEMAGATSHEL	NANGKOR CENTRAL SCHOOL	74	83	157	74	81	155	62.89	9.45	63.83	10.90	63.39	10.22
	NGANGLAM HIGHER SECONDARY SCHOOL	38	59	97	38	59	97	62.34	7.83	63.75	10.02	63.20	9.21
	DZONGKHAG SUMMARY	112	142	254	112	140	252	62.71	8.90	63.80	10.51	63.32	9.83
PHUNTSHOLING THROMDE	NORBU ACADEMY	99	65	164	95	54	149	54.31	9.35	48.92	10.54	52.17	10.16
	PHUNTSHOLING HIGHER SECONDARY SCHOOL	71	66	137	62	52	114	53.56	10.02	48.77	11.32	51.25	10.89
	RELDRI HIGHER SECONDARY SCHOOL	63	67	130	61	51	112	56.17	9.11	48.20	12.98	52.06	11.92
	THROMDE SUMMARY	233	198	431	218	157	375	54.58	9.51	48.63	11.62	51.85	10.93
PUNAKHA	DASHIDING HIGHER SECONDARY SCHOOL	52	74	126	52	73	125	60.59	8.16	61.18	11.42	60.94	10.17
	PUNAKHA CENTRAL SCHOOL	125	135	260	125	131	256	61.21	7.01	56.45	9.06	58.74	8.47
	UGYEN ACADEMY HIGHER SECONDARY SCHOOL	242	242	484	242	242	484	61.52	7.78	60.45	8.79	60.99	8.31



Pupil Performance Report 2018

DZONGKHAG	SCHOOL	APPEARED			PASS			F		M		TOT	
		F	M	TOT	F	M	TOT	MEAN	SD	MEAN	SD	MEAN	SD
	DZONGKHAG SUMMARY	419	451	870	419	446	865	61.31	7.60	59.37	9.53	60.31	8.70
SAMDRUP	KARMALING HIGHER SECONDARY SCHOOL	37	61	98	37	58	95	64.55	9.20	61.00	11.73	62.34	10.93
JONGKHAR	ORONG HIGHER SECONDARY SCHOOL	49	64	113	49	62	111	63.34	9.04	57.85	8.71	60.23	9.23
	DZONGKHAG SUMMARY	86	125	211	86	120	206	63.86	9.08	59.39	10.37	61.21	10.09
SAMDRUP	DUNGSAM ACADEMY	72	83	155	72	81	153	58.98	9.33	57.67	10.43	58.28	9.93
JONGKHAR	THROMDE SUMMARY	72	83	155	72	81	153	58.98	9.33	57.67	10.43	58.28	9.93
THROMDE	PELJORLING HIGHER SECONDARY SCHOOL	19	39	58	18	39	57	57.16	8.01	56.73	6.35	56.87	6.87
SAMTSE	SAMTSE HIGHER SECONDARY SCHOOL	49	48	97	46	41	87	54.12	9.01	49.41	14.12	51.79	11.99
	TENDRUK CENTRAL SCHOOL	34	60	94	33	54	87	57.96	8.66	53.04	10.54	54.82	10.13
	DZONGKHAG SUMMARY	102	147	249	97	134	231	55.97	8.82	52.83	11.29	54.12	10.45
SARPANG	SARPANG CENTRAL SCHOOL	64	80	144	64	71	135	61.23	7.98	56.83	10.78	58.78	9.85
	DZONGKHAG SUMMARY	64	80	144	64	71	135	61.23	7.98	56.83	10.78	58.78	9.85
THIM-THROM	DECHHENCHOELING HIGHER SECONDARY SCHOOL	36	38	74	36	32	68	57.76	8.64	51.75	12.53	54.68	11.16
	ELC HIGH SCHOOL	7	33	40	5	25	30	45.29	9.93	44.47	10.80	44.61	10.53
	KELKI HIGHER SECONDARY SCHOOL	245	176	421	239	155	394	56.38	9.28	52.42	10.72	54.72	10.09
	MOTITHANG HIGHER SECONDARY SCHOOL	147	125	272	141	103	244	56.58	9.52	52.70	12.72	54.79	11.26
	NIMA HIGHER SECONDARY SCHOOL	278	225	503	273	218	491	60.16	9.10	58.98	10.33	59.63	9.68
	PELKHIL SCHOOL	212	246	458	199	221	420	56.19	9.95	54.43	12.40	55.24	11.35
	RINCHEN HIGHER SECONDARY SCHOOL	165	123	288	155	111	266	53.06	9.06	52.44	10.27	52.80	9.58
	YANGCHENPHUG HIGHER SECONDARY SCHOOL	243	181	424	231	155	386	56.83	10.65	50.48	11.24	54.12	11.34
	THROMDE SUMMARY	1333	1147	2480	1279	1020	2299	56.81	9.83	53.61	11.77	55.33	10.88
THIMPHU	DESI HIGHER SECONDARY SCHOOL	27	31	58	27	29	56	63.80	6.58	57.81	10.08	60.59	9.07
	WANGBAMA CENTRAL SCHOOL	37	36	73	35	36	71	60.59	8.49	56.93	7.13	58.79	8.01
	DZONGKHAG SUMMARY	64	67	131	62	65	127	61.95	7.85	57.34	8.56	59.59	8.51
TRASHIGANG	JAMPELING HIGHER SECONDARY SCHOOL	57	56	113	57	56	113	64.61	7.89	64.38	9.68	64.50	8.78
	JIGME SHERUBLING CENTRAL SCHOOL	39	82	121	39	82	121	63.77	8.51	62.90	9.71	63.18	9.31
	RANGJUNG CENTRAL SCHOOL	69	67	136	69	65	134	64.01	8.58	63.24	9.89	63.63	9.22
	TRASHITSE HIGHER SECONDARY SCHOOL	67	88	155	66	85	151	60.20	9.09	60.39	10.76	60.31	10.04
	DZONGKHAG SUMMARY	232	293	525	231	288	519	63.02	8.70	62.50	10.13	62.73	9.52
TRASHIYANGTSE	BAYLING CENTRAL SCHOOL	74	78	152	73	78	151	61.55	7.48	62.24	8.82	61.90	8.17
	DZONGKHAG SUMMARY	74	78	152	73	78	151	61.55	7.48	62.24	8.82	61.90	8.17
TRONGSA	SHERUBLING CENTRAL SCHOOL	52	69	121	51	67	118	64.07	8.24	60.64	8.57	62.12	8.57
	DZONGKHAG SUMMARY	52	69	121	51	67	118	64.07	8.24	60.64	8.57	62.12	8.57
TSIRANG	DAMPHU CENTRAL SCHOOL	99	111	210	95	101	196	56.18	9.45	53.31	10.58	54.66	10.14
	DZONGKHAG SUMMARY	99	111	210	95	101	196	56.18	9.45	53.31	10.58	54.66	10.14
WANGDUE	BAJOTHANG HIGHER SECONDARY SCHOOL	32	40	72	31	36	67	58.27	10.78	55.40	12.93	56.67	12.02
PHODRANG	GASELO CENTRAL SCHOOL	42	60	102	42	58	100	63.18	7.34	61.31	9.77	62.08	8.86
	DZONGKHAG SUMMARY	74	100	174	73	94	167	61.05	9.25	58.95	11.45	59.84	10.60
ZHEMGANG	ZHEMGANG CENTRAL SCHOOL	78	102	180	77	101	178	65.67	8.66	64.81	10.51	65.19	9.73
	DZONGKHAG SUMMARY	78	102	180	77	101	178	65.67	8.66	64.81	10.51	65.19	9.73
	OVERALL	4981	5157	10138	4795	4763	9558	58.18	9.80	56.10	11.53	57.12	10.77

MATHEMATICS

DZONGKHAG	SCHOOL	APPEARED			PASS			F		M		TOT	
		F	M	TOT	F	M	TOT	MEAN	SD	MEAN	SD	MEAN	SD
BUMTHANG	JAKAR HIGHER SECONDARY SCHOOL	14	7	21	5	3	8	37.93	20.72	34.57	14.75	36.81	18.63
	DZONGKHAG SUMMARY	14	7	21	5	3	8	37.93	20.72	34.57	14.75	36.81	18.63
CHHUKHA	CHUKHA CENTRAL SCHOOL	10	28	38	6	16	22	38.85	14.61	46.30	17.79	44.34	17.14
	GEDU HIGHER SECONDARY SCHOOL	7	7	14	3	2	5	36.36	12.96	36.07	15.64	36.21	13.80
	DZONGKHAG SUMMARY	17	35	52	9	18	27	37.82	13.59	44.26	17.65	42.15	16.58
DAGANA	DAGA HIGHER SECONDARY SCHOOL	3	16	19	1	5	6	39.00	6.50	35.50	19.34	36.05	17.84
	DRUKJEGANG HIGHER SECONDARY SCHOOL	4	9	13		2	2	23.75	3.57	37.33	8.28	33.15	9.57
	DZONGKHAG SUMMARY	7	25	32	1	7	8	30.29	9.32	36.16	16.05	34.88	14.91
GELEPHU THROMDE	GELEPHU HIGHER SECONDARY SCHOOL	6	13	19	5	10	15	46.33	11.78	53.77	19.50	51.42	17.45
	KUENDRUP HIGHER SECONDARY SCHOOL	19	38	57	18	34	52	66.18	12.51	62.83	18.50	63.95	16.70
	THROMDE SUMMARY	25	51	76	23	44	67	61.42	14.87	60.52	18.98	60.82	17.64
HAA	GONGZIM UGYEN DORJI CENTRAL SCHOOL	2	16	18	1	8	9	44.75	18.03	35.03	16.96	36.11	16.82
	JAMPEL HIGHER SECONDARY SCHOOL	21	51	72	15	38	53	43.71	14.05	50.61	20.59	48.60	19.08
	DZONGKHAG SUMMARY	23	67	90	16	46	62	43.80	13.94	46.89	20.77	46.10	19.23
LHUNTSE	LHUENTSE HIGHER SECONDARY SCHOOL	5	9	14	4	9	13	54.80	13.42	61.67	12.84	59.21	12.98
	DZONGKHAG SUMMARY	5	9	14	4	9	13	54.80	13.42	61.67	12.84	59.21	12.98
MONGAR	GYELPOZHING CENTRAL SCHOOL	1	19	20	1	8	9	54.00		38.84	15.43	39.60	15.40
	MONGAR HIGHER SECONDARY SCHOOL	3	13	16	3	6	9	45.00	8.23	42.65	16.21	43.09	14.83
	SHERUB RELDRI HIGHER SECONDARY SCHOOL	11	17	28	6	14	20	41.91	13.62	51.85	14.66	47.95	14.85
	YADI HIGHER SECONDARY SCHOOL	4	8	12	4	5	9	48.38	3.20	53.63	16.73	51.88	13.70
	DZONGKHAG SUMMARY	19	57	76	14	33	47	44.40	11.17	45.67	16.37	45.35	15.17
PARO	DRUKGYEL CENTRAL SCHOOL	14	24	38	11	21	32	51.43	12.90	58.79	17.58	56.08	16.24
	KARMA ACADEMY	9	25	34	6	22	28	54.61	16.06	60.82	19.07	59.18	18.29
	SHARI HIGHER SECONDARY SCHOOL	11	11	22	3	4	7	38.36	19.52	34.18	16.39	36.27	17.72
	TENZIN HIGHER SECONDARY SCHOOL	15	31	46	14	28	42	71.13	11.40	62.16	16.72	65.09	15.65
	DZONGKHAG SUMMARY	49	91	140	34	75	109	55.11	18.81	57.52	19.40	56.68	19.16
PEMAGATSHEL	NANGKOR CENTRAL SCHOOL	11	30	41	11	27	38	56.73	10.29	57.65	14.41	57.40	13.31
	NGANGLAM HIGHER SECONDARY SCHOOL	1	14	15		1	1	34.50		29.93	14.53	30.23	14.05
	DZONGKHAG SUMMARY	12	44	56	11	28	39	54.88	11.72	48.83	19.35	50.13	18.07
PHUNTSHOLING THROMDE	PHUENTSHOLING HIGHER SECONDARY SCHOOL	22	30	52	14	21	35	45.18	17.90	48.55	17.51	47.13	17.58
	RELDRI HIGHER SECONDARY SCHOOL	6	10	16	3	6	9	47.83	17.19	46.90	19.70	47.25	18.21
	THROMDE SUMMARY	28	40	68	17	27	44	45.75	17.47	48.14	17.83	47.15	17.59
PUNAKHA	PUNAKHA CENTRAL SCHOOL	20	41	61	18	33	51	53.95	12.95	52.37	13.97	52.89	13.56
	UGYEN ACADEMY HIGHER SECONDARY SCHOOL	30	77	107	28	75	103	59.03	12.01	71.59	13.85	68.07	14.46
	DZONGKHAG SUMMARY	50	118	168	46	108	154	57.00	12.52	64.91	16.61	62.56	15.89
SAMDRUP JONGKHAR	KARMALING HIGHER SECONDARY SCHOOL		17	17		7	7			39.59	14.27	39.59	14.27
	ORONG HIGHER SECONDARY SCHOOL	9	18	27	2	6	8	32.39	14.07	29.47	11.73	30.44	12.36
	DZONGKHAG SUMMARY	9	35	44	2	13	15	32.39	14.07	34.39	13.82	33.98	13.73
SAMDRUP JONGKHAR THROMDE	DUNGSAM ACADEMY	9	25	34	8	25	33	54.39	13.53	65.72	12.32	62.72	13.43
	THROMDE SUMMARY	9	25	34	8	25	33	54.39	13.53	65.72	12.32	62.72	13.43
SAMTSE	PELJORLING HIGHER SECONDARY SCHOOL	4	17	21	2	8	10	45.00	14.82	41.50	20.27	42.17	19.07



DZONGKHAG	SCHOOL	APPEARED			PASS			F		M		TOT	
		F	M	TOT	F	M	TOT	MEAN	SD	MEAN	SD	MEAN	SD
	SAMTSE HIGHER SECONDARY SCHOOL	7	10	17	2	6	8	34.79	19.05	45.85	19.38	41.29	19.46
	TENDRUK CENTRAL SCHOOL	11	22	33	2	14	16	31.46	10.84	49.77	16.53	43.67	17.12
	DZONGKHAG SUMMARY	22	49	71	6	28	34	34.98	14.72	46.10	18.46	42.66	18.04
SARPANG	SARPANG CENTRAL SCHOOL	4	14	18	1	9	10	27.88	20.09	47.07	18.02	42.81	19.67
	DZONGKHAG SUMMARY	4	14	18	1	9	10	27.88	20.09	47.07	18.02	42.81	19.67
THIM-THROM	MOTITHANG HIGHER SECONDARY SCHOOL	13	19	32	7	8	15	46.42	16.54	45.32	17.86	45.77	17.07
	NIMA HIGHER SECONDARY SCHOOL	30	59	89	24	42	66	50.35	13.14	48.67	18.30	49.24	16.68
	PELKHIL SCHOOL	43	79	122	26	47	73	45.79	18.37	43.12	17.85	44.06	18.00
	YANGCHENPHUG HIGHER SECONDARY SCHOOL	62	59	121	46	38	84	50.12	16.06	46.70	19.67	48.46	17.92
	THROMDE SUMMARY	148	216	364	103	135	238	48.58	16.26	45.81	18.50	46.94	17.65
THIMPHU	WANGBAMA CENTRAL SCHOOL	5	4	9	4	3	7	51.90	11.78	53.38	21.83	52.56	15.77
	DZONGKHAG SUMMARY	5	4	9	4	3	7	51.90	11.78	53.38	21.83	52.56	15.77
TRASHIGANG	JAMPELING HIGHER SECONDARY SCHOOL	8	12	20	6	6	12	44.81	12.14	43.71	15.87	44.15	14.16
	JIGME SHERUBLING CENTRAL SCHOOL	12	31	43	11	22	33	57.63	18.31	56.58	21.01	56.87	20.08
	RANGJUNG CENTRAL SCHOOL	12	17	29	4	9	13	35.29	12.36	41.12	19.14	38.71	16.67
	TRASHITSE HIGHER SECONDARY SCHOOL	9	32	41	3	26	29	36.17	9.05	56.53	19.39	52.06	19.51
	DZONGKHAG SUMMARY	41	92	133	24	63	87	43.88	16.39	52.03	20.35	49.52	19.52
TRASHIYANGTSE	BAYLING CENTRAL SCHOOL	4	25	29	2	19	21	38.75	12.23	48.78	18.54	47.40	17.97
	DZONGKHAG SUMMARY	4	25	29	2	19	21	38.75	12.23	48.78	18.54	47.40	17.97
TRONGSA	SHERUBLING CENTRAL SCHOOL	9	19	28	2	9	11	35.00	8.55	39.21	17.13	37.86	14.87
	DZONGKHAG SUMMARY	9	19	28	2	9	11	35.00	8.55	39.21	17.13	37.86	14.87
TSIRANG	DAMPHU CENTRAL SCHOOL		15	15		13	13			57.30	17.95	57.30	17.95
	DZONGKHAG SUMMARY		15	15		13	13			57.30	17.95	57.30	17.95
WANGDUE PHODRANG	BAJOTHANG HIGHER SECONDARY SCHOOL	1	8	9	1	5	6	43.00		47.69	21.26	47.17	19.95
	GASELO CENTRAL SCHOOL	1	10	11		7	7	28.50		53.95	17.35	51.64	18.16
	DZONGKHAG SUMMARY	2	18	20	1	12	13	35.75	10.25	51.17	18.86	49.63	18.61
ZHEMGANG	ZHEMGANG CENTRAL SCHOOL	6	21	27	4	18	22	52.58	15.37	58.24	15.81	56.98	15.60
	DZONGKHAG SUMMARY	6	21	27	4	18	22	52.58	15.37	58.24	15.81	56.98	15.60
	OVERALL	508	1077	1585	337	745	1082	47.84	16.99	50.77	19.74	49.83	18.95

PHYSICS

DZONGKHAG	SCHOOL	APPEARED			PASS			F		M		TOT	
		F	M	TOT	F	M	TOT	MEAN	SD	MEAN	SD	MEAN	SD
BUMTHANG	JAKAR HIGHER SECONDARY SCHOOL	20	15	35	20	15	35	65.60	10.04	61.30	9.10	63.75	9.75
	DZONGKHAG SUMMARY	20	15	35	20	15	35	65.60	10.04	61.30	9.10	63.75	9.75
CHHUKHA	CHUKHA CENTRAL SCHOOL	25	43	68	20	39	59	46.02	9.19	52.09	9.59	49.86	9.83
	GEDU HIGHER SECONDARY SCHOOL	12	10	22	11	10	21	52.69	6.80	51.97	10.25	52.36	8.33
	DZONGKHAG SUMMARY	37	53	90	31	49	80	48.18	8.97	52.07	9.61	50.47	9.50
DAGANA	DAGA HIGHER SECONDARY SCHOOL	5	25	30	5	21	26	55.35	10.34	49.54	11.94	50.51	11.73
	DRUKJEGANG HIGHER SECONDARY SCHOOL	9	19	28	7	19	26	46.62	7.52	55.10	6.47	52.37	7.80
	DZONGKHAG SUMMARY	14	44	58	12	40	52	49.74	9.30	51.94	10.24	51.41	9.98
GELEPHU THROMDE	GELEPHU HIGHER SECONDARY SCHOOL	21	19	40	21	19	40	60.82	11.92	69.17	14.31	64.79	13.61
	KUENDRUP HIGHER SECONDARY SCHOOL	48	56	104	44	54	98	56.59	9.86	61.14	10.44	59.04	10.38
	THROMDE SUMMARY	69	75	144	65	73	138	57.88	10.62	63.18	11.97	60.64	11.61
HAA	GONGZIM UGYEN DORJI CENTRAL SCHOOL	9	22	31	8	20	28	47.00	7.05	52.19	10.73	50.68	9.98

DZONGKHAG	SCHOOL	APPEARED			PASS			F		M		TOT	
		F	M	TOT	F	M	TOT	MEAN	SD	MEAN	SD	MEAN	SD
	JAMPEL HIGHER SECONDARY SCHOOL	36	64	100	35	61	96	54.57	9.17	60.40	11.41	58.30	10.97
	DZONGKHAG SUMMARY	45	86	131	43	81	124	53.05	9.24	58.30	11.74	56.49	11.19
LHUNTSE	LHUNTSE HIGHER SECONDARY SCHOOL	12	20	32	12	20	32	56.94	9.56	65.52	8.86	62.30	9.92
	DZONGKHAG SUMMARY	12	20	32	12	20	32	56.94	9.56	65.52	8.86	62.30	9.92
MONGAR	GYELPOZHING CENTRAL SCHOOL	4	25	29	4	24	28	61.75	9.58	54.83	9.51	55.78	9.65
	MONGAR HIGHER SECONDARY SCHOOL	14	22	36	14	21	35	54.07	8.17	59.82	11.11	57.58	10.34
	SHERUB RELDRI HIGHER SECONDARY SCHOOL	22	25	47	20	25	45	49.66	8.43	55.00	8.04	52.50	8.57
	YADI HIGHER SECONDARY SCHOOL	10	21	31	10	21	31	52.08	5.20	55.93	9.60	54.69	8.54
	DZONGKHAG SUMMARY	50	93	143	48	91	139	52.35	8.37	56.30	9.63	54.92	9.37
PARO	DRUKGYEL CENTRAL SCHOOL	38	35	73	38	35	73	57.83	8.49	60.89	10.96	59.29	9.80
	KARMA ACADEMY	12	34	46	12	34	46	59.68	8.16	62.23	9.68	61.57	9.28
	SHARI HIGHER SECONDARY SCHOOL	28	16	44	28	15	43	54.58	8.24	57.49	10.55	55.64	9.14
	TENZIN HIGHER SECONDARY SCHOOL	37	51	88	36	49	85	56.44	8.50	57.09	9.77	56.81	9.21
	DZONGKHAG SUMMARY	115	136	251	114	133	247	56.78	8.44	59.40	10.29	58.20	9.56
PEMAGATSHEL	NANGKOR CENTRAL SCHOOL	27	36	63	27	35	62	58.35	7.56	65.35	11.88	62.35	10.77
	NGANGLAM HIGHER SECONDARY SCHOOL	12	20	32	11	16	27	46.65	8.06	48.21	11.53	47.62	10.25
	DZONGKHAG SUMMARY	39	56	95	38	51	89	54.75	9.37	59.23	14.30	57.39	12.65
PHUNTSHOLING THROMDE	PHUENTSHOLING HIGHER SECONDARY SCHOOL	32	31	63	28	28	56	51.05	10.16	53.82	12.22	52.41	11.21
	RELDRI HIGHER SECONDARY SCHOOL	11	12	23	11	11	22	55.05	9.21	54.88	11.06	54.96	9.99
	THROMDE SUMMARY	43	43	86	39	39	78	52.07	9.97	54.12	11.79	53.10	10.90
PUNAKHA	PUNAKHA CENTRAL SCHOOL	34	59	93	34	58	92	63.32	10.70	65.88	12.09	64.94	11.61
	UGYEN ACADEMY HIGHER SECONDARY SCHOOL	62	82	144	62	82	144	68.78	8.83	75.25	8.36	72.46	9.12
	DZONGKHAG SUMMARY	96	141	237	96	140	236	66.84	9.84	71.33	11.07	69.51	10.80
SAMDRUP JONGKHAR	KARMALING HIGHER SECONDARY SCHOOL	4	24	28	3	23	26	44.14	4.28	54.72	8.79	53.21	9.06
	ORONG HIGHER SECONDARY SCHOOL	15	29	44	13	19	32	49.17	10.11	46.13	9.21	47.17	9.52
	DZONGKHAG SUMMARY	19	53	72	16	42	58	48.11	9.32	50.02	9.92	49.52	9.74
SAMDRUP JONGKHAR THROMDE	DUNGSAM ACADEMY	18	35	53	18	32	50	55.89	8.50	62.41	12.07	60.20	11.34
	THROMDE SUMMARY	18	35	53	18	32	50	55.89	8.50	62.41	12.07	60.20	11.34
SAMTSE	PELJORLING HIGHER SECONDARY SCHOOL	4	20	24	4	20	24	55.91	14.26	53.02	10.20	53.50	10.66
	SAMTSE HIGHER SECONDARY SCHOOL	19	17	36	18	12	30	56.00	12.61	51.69	16.87	53.97	14.72
	TENDRUK CENTRAL SCHOOL	14	34	48	14	32	46	51.18	7.58	58.33	12.37	56.25	11.58
	DZONGKHAG SUMMARY	37	71	108	36	64	100	54.17	11.08	55.25	13.21	54.88	12.48
SARPANG	SARPANG CENTRAL SCHOOL	12	21	33	11	21	32	53.93	10.17	56.67	12.15	55.67	11.39
	DZONGKHAG SUMMARY	12	21	33	11	21	32	53.93	10.17	56.67	12.15	55.67	11.39
THIM-THROM	MOTITHANG HIGHER SECONDARY SCHOOL	30	28	58	29	27	56	64.09	10.73	63.72	10.15	63.91	10.37
	NIMA HIGHER SECONDARY SCHOOL	80	91	171	77	83	160	55.87	9.32	57.44	12.45	56.70	11.09
	PELKHIL SCHOOL	65	115	180	60	106	166	55.59	12.01	56.08	12.74	55.90	12.45
	YANGCHENPHUG HIGHER SECONDARY SCHOOL	92	66	158	92	63	155	61.51	9.95	60.39	11.42	61.05	10.57
	THROMDE SUMMARY	267	300	567	258	279	537	58.67	10.85	58.15	12.33	58.39	11.65
THIMPHU	WANGBAMA CENTRAL SCHOOL	7	7	14	7	7	14	55.55	4.26	57.71	10.53	56.63	7.79
	DZONGKHAG SUMMARY	7	7	14	7	7	14	55.55	4.26	57.71	10.53	56.63	7.79
TRASHIGANG	JAMPELING HIGHER SECONDARY SCHOOL	21	15	36	21	15	36	53.79	7.62	61.23	8.48	56.89	8.70



DZONGKHAG	SCHOOL	APPEARED			PASS			F		M		TOT	
		F	M	TOT	F	M	TOT	MEAN	SD	MEAN	SD	MEAN	SD
	JIGME SHERUBLING CENTRAL SCHOOL	23	59	82	23	59	82	63.47	12.77	65.39	12.73	64.85	12.69
	RANGJUNG CENTRAL SCHOOL	26	33	59	26	30	56	55.10	9.00	55.51	11.41	55.33	10.33
	TRASHITSE HIGHER SECONDARY SCHOOL	12	37	49	12	35	47	50.45	6.46	59.64	14.17	57.39	13.27
	DZONGKHAG SUMMARY	82	144	226	82	139	221	56.43	10.54	61.22	12.95	59.48	12.32
TRASHIYANGTSE	BAYLING CENTRAL SCHOOL	21	48	69	21	48	69	54.89	9.18	59.69	9.53	58.23	9.62
	DZONGKHAG SUMMARY	21	48	69	21	48	69	54.89	9.18	59.69	9.53	58.23	9.62
TRONGSA	SHERUBLING CENTRAL SCHOOL	13	28	41	13	27	40	58.07	11.44	54.12	9.71	55.37	10.32
	DZONGKHAG SUMMARY	13	28	41	13	27	40	58.07	11.44	54.12	9.71	55.37	10.32
TSIRANG	DAMPHU CENTRAL SCHOOL	5	32	37	5	32	37	53.16	8.51	60.20	10.88	59.25	10.77
	DZONGKHAG SUMMARY	5	32	37	5	32	37	53.16	8.51	60.20	10.88	59.25	10.77
WANGDUE PHODRANG	BAJOTHANG HIGHER SECONDARY SCHOOL	5	14	19	5	13	18	55.57	8.72	62.26	13.37	60.50	12.45
	GASELO CENTRAL SCHOOL	2	14	16	2	13	15	42.55	0.99	60.52	12.73	58.27	13.35
	DZONGKHAG SUMMARY	7	28	35	7	26	33	51.85	9.55	61.39	12.84	59.48	12.73
ZHEMGANG	ZHEMGANG CENTRAL SCHOOL	13	35	48	13	35	48	64.13	9.75	66.41	9.53	65.79	9.54
	DZONGKHAG SUMMARY	13	35	48	13	35	48	64.13	9.75	66.41	9.53	65.79	9.54
	OVERALL	1041	1564	2605	1005	1484	2489	57.08	10.82	59.47	12.50	58.51	11.91

CHEMISTRY

DZONGKHAG	SCHOOL	APPEARED			PASS			F		M		TOT	
		F	M	TOT	F	M	TOT	MEAN	SD	MEAN	SD	MEAN	SD
BUMTHANG	JAKAR HIGHER SECONDARY SCHOOL	20	15	35	20	15	35	59.08	9.34	54.99	8.03	57.33	8.91
	DZONGKHAG SUMMARY	20	15	35	20	15	35	59.08	9.34	54.99	8.03	57.33	8.91
CHHUKHA	CHUKHA CENTRAL SCHOOL	25	43	68	11	34	45	41.54	9.03	47.36	9.32	45.22	9.57
	GEDU HIGHER SECONDARY SCHOOL	12	10	22	10	9	19	46.13	7.04	44.94	5.86	45.59	6.40
	DZONGKHAG SUMMARY	37	53	90	21	43	64	43.03	8.62	46.90	8.78	45.31	8.87
DAGANA	DAGA HIGHER SECONDARY SCHOOL	5	25	30	5	23	28	55.83	9.91	50.48	11.09	51.37	10.93
	DRUKJEGANG HIGHER SECONDARY SCHOOL	9	19	28	7	18	25	43.94	6.13	50.38	6.95	48.31	7.26
	DZONGKHAG SUMMARY	14	44	58	12	41	53	48.19	9.40	50.44	9.42	49.89	9.38
GELEPHU THROMDE	GELEPHU HIGHER SECONDARY SCHOOL	21	19	40	21	19	40	67.01	11.36	72.05	11.55	69.41	11.59
	KUENDRUP HIGHER SECONDARY SCHOOL	48	56	104	44	54	98	62.01	10.01	63.52	10.54	62.82	10.28
	THROMDE SUMMARY	69	75	144	65	73	138	63.53	10.61	65.68	11.36	64.65	11.02
HAA	GONGZIM UGYEN DORJI CENTRAL SCHOOL	9	22	31	8	17	25	45.16	6.48	45.87	8.40	45.66	7.79
	JAMPHEL HIGHER SECONDARY SCHOOL	36	64	100	32	59	91	52.54	9.32	56.00	9.81	54.75	9.73
	DZONGKHAG SUMMARY	45	86	131	40	76	116	51.06	9.25	53.41	10.42	52.60	10.06
LHUNTSE	LHUNTSE HIGHER SECONDARY SCHOOL	12	20	32	12	20	32	58.11	7.38	66.50	7.09	63.35	8.19
	DZONGKHAG SUMMARY	12	20	32	12	20	32	58.11	7.38	66.50	7.09	63.35	8.19
MONGAR	GYELPOZHING CENTRAL SCHOOL	4	25	29	4	20	24	60.65	4.65	46.89	9.40	48.79	10.07
	MONGAR HIGHER SECONDARY SCHOOL	14	22	36	14	21	35	57.32	7.98	56.40	10.23	56.76	9.31
	SHERUB RELDRI HIGHER SECONDARY SCHOOL	22	25	47	19	23	42	49.63	8.31	53.00	8.77	51.43	8.63
	YADI HIGHER SECONDARY SCHOOL	10	21	31	10	21	31	51.60	5.67	55.78	9.81	54.43	8.82
	DZONGKHAG SUMMARY	50	93	143	47	85	132	53.06	8.32	52.79	10.13	52.89	9.51
PARO	DRUKGYEL CENTRAL SCHOOL	38	35	73	38	35	73	65.35	7.89	65.31	9.99	65.33	8.89
	KARMA ACADEMY	12	34	46	12	33	45	57.76	6.67	60.85	10.43	60.04	9.62
	SHARI HIGHER SECONDARY SCHOOL	28	16	44	28	14	42	55.07	8.38	53.57	11.07	54.52	9.35

DZONGKHAG	SCHOOL	APPEARED			PASS			F		M		TOT	
		F	M	TOT	F	M	TOT	MEAN	SD	MEAN	SD	MEAN	SD
	TENZIN HIGHER SECONDARY SCHOOL	37	51	88	37	45	82	52.13	6.59	51.08	8.61	51.52	7.80
	DZONGKHAG SUMMARY	115	136	251	115	127	242	57.80	9.28	57.48	11.35	57.63	10.43
PEMAGATSHEL	NANGKOR CENTRAL SCHOOL	27	36	63	27	35	62	56.51	5.75	59.26	9.92	58.08	8.44
	NGANGLAM HIGHER SECONDARY SCHOOL	12	20	32	11	20	31	55.70	8.80	55.65	9.79	55.67	9.28
	DZONGKHAG SUMMARY	39	56	95	38	55	93	56.26	6.72	57.97	9.94	57.27	8.76
PHUNTSHOLING THROMDE	PHUENTSHOLING HIGHER SECONDARY SCHOOL	32	31	63	27	24	51	53.43	11.53	51.37	12.77	52.42	12.10
	RELDRI HIGHER SECONDARY SCHOOL	11	12	23	10	11	21	52.15	7.38	47.07	6.57	49.50	7.28
	THROMDE SUMMARY	43	43	86	37	35	72	53.10	10.56	50.17	11.47	51.64	11.06
PUNAKHA	PUNAKHA CENTRAL SCHOOL	34	59	93	34	59	93	62.01	8.43	62.92	9.82	62.59	9.30
	UGYEN ACADEMY HIGHER SECONDARY SCHOOL	62	82	144	62	82	144	65.00	6.20	69.75	7.77	67.70	7.49
	DZONGKHAG SUMMARY	96	141	237	96	141	237	63.94	7.17	66.89	9.29	65.70	8.60
SAMDRUP JONGKHAR	KARMALING HIGHER SECONDARY SCHOOL	4	24	28	3	23	26	46.40	7.07	50.71	6.30	50.09	6.46
	ORONG HIGHER SECONDARY SCHOOL	15	29	44	7	10	17	39.17	5.54	38.05	6.53	38.43	6.17
	DZONGKHAG SUMMARY	19	53	72	10	33	43	40.69	6.44	43.78	9.00	42.97	8.47
SAMDRUP JONGKHAR THROMDE	DUNGSAM ACADEMY	18	35	53	18	34	52	54.30	4.93	58.47	10.86	57.05	9.43
	THROMDE SUMMARY	18	35	53	18	34	52	54.30	4.93	58.47	10.86	57.05	9.43
SAMTSE	PELJORLING HIGHER SECONDARY SCHOOL	4	20	24	3	9	12	45.13	6.29	40.93	8.05	41.63	7.82
	SAMTSE HIGHER SECONDARY SCHOOL	19	17	36	17	11	28	53.29	11.61	48.38	14.14	50.97	12.92
	TENDRUK CENTRAL SCHOOL	14	34	48	13	32	45	49.98	8.51	56.49	10.12	54.59	10.05
	DZONGKHAG SUMMARY	37	71	108	33	52	85	51.16	10.19	50.17	12.49	50.51	11.72
SARPANG	SARPANG CENTRAL SCHOOL	12	21	33	9	18	27	47.43	10.63	50.15	8.76	49.16	9.41
	DZONGKHAG SUMMARY	12	21	33	9	18	27	47.43	10.63	50.15	8.76	49.16	9.41
THIM-THROM	MOTITHANG HIGHER SECONDARY SCHOOL	30	28	58	27	24	51	51.63	8.76	48.50	9.34	50.12	9.10
	NIMA HIGHER SECONDARY SCHOOL	80	91	171	74	79	153	57.13	9.46	55.39	12.12	56.20	10.96
	PELKHIL SCHOOL	65	115	180	62	98	160	54.59	10.76	53.99	11.95	54.21	11.51
	YANGCHENPHUG HIGHER SECONDARY SCHOOL	92	66	158	92	59	151	60.46	9.45	55.81	11.58	58.52	10.61
	THROMDE SUMMARY	267	300	567	255	260	515	57.04	10.11	54.30	11.82	55.59	11.12
THIMPHU	WANGBAMA CENTRAL SCHOOL	7	7	14	6	6	12	50.14	9.69	47.46	7.27	48.80	8.34
	DZONGKHAG SUMMARY	7	7	14	6	6	12	50.14	9.69	47.46	7.27	48.80	8.34
TRASHIGANG	JAMPELING HIGHER SECONDARY SCHOOL	21	15	36	16	13	29	47.20	7.31	51.38	9.94	48.94	8.63
	JIGME SHERUBLING CENTRAL SCHOOL	23	59	82	22	55	77	56.25	9.67	59.32	12.26	58.46	11.61
	RANGJUNG CENTRAL SCHOOL	26	33	59	26	32	58	56.71	9.42	58.65	11.15	57.79	10.39
	TRASHITSE HIGHER SECONDARY SCHOOL	12	37	49	10	32	42	46.86	6.77	54.79	13.21	52.85	12.38
	DZONGKHAG SUMMARY	82	144	226	74	132	206	52.70	9.69	57.18	12.24	55.55	11.56
TRASHIYANGTSE	BAYLING CENTRAL SCHOOL	21	48	69	21	47	68	57.03	8.97	57.17	9.23	57.12	9.08
	DZONGKHAG SUMMARY	21	48	69	21	47	68	57.03	8.97	57.17	9.23	57.12	9.08
TRONGSA	SHERUBLING CENTRAL SCHOOL	13	28	41	13	25	38	57.03	11.08	51.39	10.03	53.18	10.57
	DZONGKHAG SUMMARY	13	28	41	13	25	38	57.03	11.08	51.39	10.03	53.18	10.57
TSIRANG	DAMPHU CENTRAL SCHOOL	5	32	37	5	30	35	53.90	9.97	55.60	10.30	55.37	10.14
	DZONGKHAG SUMMARY	5	32	37	5	30	35	53.90	9.97	55.60	10.30	55.37	10.14
WANGDUE PHODRANG	BAJOTHANG HIGHER SECONDARY SCHOOL	5	14	19	5	12	17	60.24	9.08	61.34	13.51	61.05	12.27
	GASELO CENTRAL SCHOOL	2	14	16	2	13	15	48.70	8.77	58.30	11.17	57.10	11.13
	DZONGKHAG SUMMARY	7	28	35	7	25	32	56.94	9.98	59.82	12.26	59.24	11.76
ZHEMGANG	ZHEMGANG CENTRAL SCHOOL	13	35	48	13	35	48	60.10	8.48	61.23	10.04	60.93	9.57



DZONGKHAG	SCHOOL	APPEARED			PASS			F		M		TOT	
		F	M	TOT	F	M	TOT	MEAN	SD	MEAN	SD	MEAN	SD
	DZONGKHAG SUMMARY	13	35	48	13	35	48	60.10	8.48	61.23	10.04	60.93	9.57
	OVERALL	1041	1564	2605	967	1408	2375	55.95	10.56	55.98	12.13	55.97	11.53

BIOLOGY

DZONGKHAG	SCHOOL	APPEARED			PASS			F		M		TOT	
		F	M	TOT	F	M	TOT	MEAN	SD	MEAN	SD	MEAN	SD
BUMTHANG	JAKAR HIGHER SECONDARY SCHOOL	13	9	22	13	9	22	65.03	10.31	63.10	7.58	64.24	9.14
	DZONGKHAG SUMMARY	13	9	22	13	9	22	65.03	10.31	63.10	7.58	64.24	9.14
CHHUKHA	CHUKHA CENTRAL SCHOOL	15	15	30	15	15	30	55.92	10.55	64.44	10.61	60.18	11.26
	GEDU HIGHER SECONDARY SCHOOL	6	5	11	5	5	10	50.52	8.03	57.38	7.72	53.64	8.30
	DZONGKHAG SUMMARY	21	20	41	20	20	40	54.38	10.01	62.68	10.26	58.42	10.85
DAGANA	DAGA HIGHER SECONDARY SCHOOL	2	9	11	2	9	11	56.95	14.99	60.26	7.96	59.65	8.66
	DRUKJEGANG HIGHER SECONDARY SCHOOL	5	10	15	5	10	15	56.59	10.24	66.72	6.74	63.34	9.14
	DZONGKHAG SUMMARY	7	19	26	7	19	26	56.69	10.36	63.66	7.87	61.78	8.96
GELEPHU THROMDE	GELEPHU HIGHER SECONDARY SCHOOL	15	6	21	15	6	21	72.67	8.67	78.24	9.23	74.26	8.98
	KUENDRUP HIGHER SECONDARY SCHOOL	29	18	47	29	17	46	65.08	10.98	69.36	13.63	66.72	12.10
	THROMDE SUMMARY	44	24	68	44	23	67	67.67	10.78	71.58	13.09	69.05	11.70
HAA	GONGZIM UGYEN DORJI CENTRAL SCHOOL	7	6	13	7	6	13	51.20	7.41	54.32	12.90	52.64	9.97
	JAMPEL HIGHER SECONDARY SCHOOL	19	16	35	17	16	33	57.99	11.91	63.11	9.02	60.33	10.85
	DZONGKHAG SUMMARY	26	22	48	24	22	46	56.17	11.17	60.71	10.67	58.25	11.07
LHUNTSE	LHUENTSE HIGHER SECONDARY SCHOOL	7	11	18	7	11	18	59.81	9.29	73.79	7.14	68.35	10.47
	DZONGKHAG SUMMARY	7	11	18	7	11	18	59.81	9.29	73.79	7.14	68.35	10.47
MONGAR	GYELPOZHING CENTRAL SCHOOL	3	6	9	3	6	9	72.25	4.48	63.15	8.55	66.18	8.45
	MONGAR HIGHER SECONDARY SCHOOL	11	11	22	11	11	22	61.09	6.76	65.28	10.52	63.18	8.89
	SHERUB RELDRI HIGHER SECONDARY SCHOOL	13	8	21	13	8	21	59.10	9.22	60.09	10.09	59.48	9.32
	YADI HIGHER SECONDARY SCHOOL	6	13	19	6	13	19	57.92	6.35	64.04	8.20	62.11	8.04
	DZONGKHAG SUMMARY	33	38	71	33	38	71	60.74	8.29	63.43	9.19	62.18	8.82
PARO	DRUKGYEL CENTRAL SCHOOL	24	11	35	24	11	35	71.49	7.60	72.50	8.57	71.81	7.81
	KARMA ACADEMY	7	11	18	6	11	17	55.98	10.99	65.72	9.10	61.93	10.73
	SHARI HIGHER SECONDARY SCHOOL	20	6	26	19	6	25	55.38	10.03	64.72	11.69	57.53	10.95
	TENZIN HIGHER SECONDARY SCHOOL	22	20	42	21	18	39	57.95	10.77	59.90	11.26	58.88	10.91
	DZONGKHAG SUMMARY	73	48	121	70	46	116	61.51	11.81	64.72	11.10	62.78	11.59
PEMAGATSHEL	NANGKOR CENTRAL SCHOOL	16	6	22	15	6	21	63.80	9.25	63.85	8.36	63.82	8.82
	NGANGLAM HIGHER SECONDARY SCHOOL	11	6	17	11	6	17	56.71	8.86	63.00	7.33	58.93	8.68
	DZONGKHAG SUMMARY	27	12	39	26	12	38	60.91	9.60	63.43	7.51	61.69	8.99
PHUNTSHOLING THROMDE	PHUENTSHOLING HIGHER SECONDARY SCHOOL	24	11	35	23	9	32	56.17	9.93	55.35	11.80	55.91	10.39
	RELDRI HIGHER SECONDARY SCHOOL	5	2	7	5	2	7	58.78	13.81	46.85	9.62	55.37	13.29
	THROMDE SUMMARY	29	13	42	28	11	39	56.62	10.46	54.05	11.58	55.82	10.74
PUNAKHA	PUNAKHA CENTRAL SCHOOL	20	20	40	20	20	40	64.86	7.61	69.33	8.82	67.09	8.44
	UGYEN ACADEMY HIGHER SECONDARY SCHOOL	40	8	48	40	8	48	68.10	8.72	68.64	8.43	68.19	8.58
	DZONGKHAG SUMMARY	60	28	88	60	28	88	67.02	8.44	69.13	8.56	67.69	8.49
SAMDRUP JONGKHAR	KARMALING HIGHER SECONDARY SCHOOL	4	7	11	4	7	11	56.56	8.81	62.22	8.53	60.16	8.66

DZONGKHAG	SCHOOL	APPEARED			PASS			F		M		TOT	
		F	M	TOT	F	M	TOT	MEAN	SD	MEAN	SD	MEAN	SD
	ORONG HIGHER SECONDARY SCHOOL	6	11	17	6	11	17	60.05	9.95	62.85	10.06	61.86	9.80
	DZONGKHAG SUMMARY	10	18	28	10	18	28	58.66	9.17	62.61	9.23	61.19	9.24
SAMDRUP JONGKHAR THROMDE	DUNGSAM ACADEMY	9	10	19	9	9	18	71.69	7.26	64.52	17.97	67.92	14.09
	THROMDE SUMMARY	9	10	19	9	9	18	71.69	7.26	64.52	17.97	67.92	14.09
SAMTSE	PELJORLING HIGHER SECONDARY SCHOOL		3	3		3	3			56.77	9.47	56.77	9.47
	SAMTSE HIGHER SECONDARY SCHOOL	17	7	24	17	7	24	67.66	11.25	54.71	9.81	63.89	12.22
	TENDRUK CENTRAL SCHOOL	3	12	15	3	11	14	68.10	14.22	64.11	12.73	64.91	12.61
	DZONGKHAG SUMMARY	20	22	42	20	21	41	67.73	11.31	60.12	11.89	63.74	12.11
SARPANG	SARPANG CENTRAL SCHOOL	8	7	15	8	7	15	62.91	11.73	58.72	10.67	60.95	11.06
	DZONGKHAG SUMMARY	8	7	15	8	7	15	62.91	11.73	58.72	10.67	60.95	11.06
THIM-THROM	MOTITHANG HIGHER SECONDARY SCHOOL	25	10	35	24	10	34	62.75	9.98	65.56	9.17	63.55	9.71
	NIMA HIGHER SECONDARY SCHOOL	50	32	82	46	28	74	59.37	10.38	58.74	14.31	59.12	11.98
	PELKHIL SCHOOL	29	42	71	25	39	64	54.45	11.29	56.34	11.18	55.57	11.18
	YANGCHENPHUG HIGHER SECONDARY SCHOOL	67	21	88	67	19	86	66.92	9.41	64.33	15.27	66.30	11.05
	THROMDE SUMMARY	171	105	276	162	96	258	61.99	11.04	59.55	13.22	61.06	11.95
THIMPHU	WANGBAMA CENTRAL SCHOOL	6	3	9	5	3	8	56.26	9.30	58.53	4.58	57.02	7.79
	DZONGKHAG SUMMARY	6	3	9	5	3	8	56.26	9.30	58.53	4.58	57.02	7.79
TRASHIGANG	JAMPELING HIGHER SECONDARY SCHOOL	13	3	16	13	3	16	61.54	7.23	76.82	5.21	64.40	9.13
	JIGME SHERUBLING CENTRAL SCHOOL	11	28	39	11	28	39	67.81	11.53	70.13	11.41	69.47	11.34
	RANGJUNG CENTRAL SCHOOL	14	16	30	14	16	30	65.31	9.54	68.28	10.93	66.89	10.24
	TRASHITSE HIGHER SECONDARY SCHOOL	3	5	8	3	5	8	62.35	6.73	62.10	14.08	62.19	11.23
	DZONGKHAG SUMMARY	41	52	93	41	52	93	64.57	9.34	69.17	11.39	67.14	10.73
TRASHIYANGTSE	BAYLING CENTRAL SCHOOL	17	23	40	17	23	40	62.00	9.53	67.70	8.04	65.28	9.05
	DZONGKHAG SUMMARY	17	23	40	17	23	40	62.00	9.53	67.70	8.04	65.28	9.05
TRONGSA	SHERUBLING CENTRAL SCHOOL	4	9	13	4	8	12	60.38	9.18	49.76	8.31	53.02	9.65
	DZONGKHAG SUMMARY	4	9	13	4	8	12	60.38	9.18	49.76	8.31	53.02	9.65
TSIRANG	DAMPHU CENTRAL SCHOOL	5	17	22	5	17	22	54.62	7.60	63.11	8.33	61.18	8.78
	DZONGKHAG SUMMARY	5	17	22	5	17	22	54.62	7.60	63.11	8.33	61.18	8.78
WANGDUE PHODRANG	BAJOTHANG HIGHER SECONDARY SCHOOL	4	6	10	4	5	9	59.96	9.28	64.48	18.14	62.68	14.73
	GASELO CENTRAL SCHOOL	1	4	5	1	4	5	71.45		59.44	9.25	61.84	9.65
	DZONGKHAG SUMMARY	5	10	15	5	9	14	62.26	9.54	62.47	14.77	62.40	12.89
ZHEMGANG	ZHEMGANG CENTRAL SCHOOL	7	14	21	7	14	21	65.00	10.24	70.75	8.84	68.83	9.48
	DZONGKHAG SUMMARY	7	14	21	7	14	21	65.00	10.24	70.75	8.84	68.83	9.48
	OVERALL	643	534	1177	625	516	1141	62.29	10.83	63.74	11.79	62.95	11.30

HISTORY

DZONGKHAG	SCHOOL	APPEARED			PASS			F		M		TOT	
		F	M	TOT	F	M	TOT	MEAN	SD	MEAN	SD	MEAN	SD
BUMTHANG	JAKAR HIGHER SECONDARY SCHOOL	45	31	76	41	24	65	61.11	14.54	55.45	17.33	58.80	15.87
	SONAM KUENPHEN HIGHER SECONDARY SCHOOL	33	29	62	20	14	34	45.65	17.87	42.38	21.07	44.12	19.34
	DZONGKHAG SUMMARY	78	60	138	61	38	99	54.57	17.68	49.13	20.17	52.21	18.93
CHHUKHA	CHUKHA CENTRAL SCHOOL	48	44	92	44	37	81	55.06	11.85	50.71	12.26	52.98	12.18
	PAKSHIKHA CENTRAL SCHOOL	20	20	40	16	18	34	50.63	13.23	58.58	11.90	54.60	13.06
	DZONGKHAG SUMMARY	68	64	132	60	55	115	53.76	12.34	53.16	12.60	53.47	12.42
DAGANA	DAGA HIGHER SECONDARY SCHOOL	33	37	70	29	34	63	58.99	11.98	57.93	12.88	58.43	12.39



Pupil Performance Report 2018

DZONGKHAG	SCHOOL	APPEARED			PASS			F		M		TOT	
		F	M	TOT	F	M	TOT	MEAN	SD	MEAN	SD	MEAN	SD
	DRUKJEGANG HIGHER SECONDARY SCHOOL	15	16	31	12	12	24	49.97	13.13	50.31	12.13	50.15	12.41
	DZONGKHAG SUMMARY	48	53	101	41	46	87	56.17	12.92	55.63	13.03	55.89	12.92
GELEPHU THROMDE	GELEPHU HIGHER SECONDARY SCHOOL	26	12	38	24	12	36	55.67	13.15	54.83	11.83	55.41	12.59
	KUENDRUP HIGHER SECONDARY SCHOOL	124	67	191	78	54	132	44.90	16.24	51.96	17.33	47.38	16.92
	LOSEL GYATSHO ACADEMY	57	53	110	44	46	90	53.76	16.89	61.43	16.56	57.46	17.09
	THROMDE SUMMARY	207	132	339	146	112	258	48.70	16.67	56.02	17.10	51.55	17.19
HAA	GONGZIM UGYEN DORJI CENTRAL SCHOOL	16	17	33	15	12	27	51.16	10.02	50.62	17.98	50.88	14.45
	JAMPHEL HIGHER SECONDARY SCHOOL	59	51	110	43	46	89	51.09	15.67	60.11	15.70	55.27	16.25
	DZONGKHAG SUMMARY	75	68	143	58	58	116	51.10	14.59	57.74	16.68	54.26	15.91
LHUNTSE	LHUENTSE HIGHER SECONDARY SCHOOL	21	25	46	19	24	43	54.79	13.45	63.12	11.69	59.32	13.08
	DZONGKHAG SUMMARY	21	25	46	19	24	43	54.79	13.45	63.12	11.69	59.32	13.08
MONGAR	GYELPOZHING CENTRAL SCHOOL	19	17	36	19	16	35	58.40	11.44	65.79	12.28	61.89	12.25
	MONGAR HIGHER SECONDARY SCHOOL	34	48	82	30	41	71	57.69	14.81	55.97	16.94	56.68	16.02
	SHERUB RELDRI HIGHER SECONDARY SCHOOL	62	46	108	41	33	74	45.60	15.31	46.07	13.80	45.80	14.62
	YADI HIGHER SECONDARY SCHOOL	36	18	54	31	17	48	55.00	13.17	63.64	12.11	57.88	13.36
	DZONGKHAG SUMMARY	151	129	280	121	107	228	52.17	15.21	54.80	16.30	53.38	15.75
PARO	KARMA ACADEMY	30	38	68	23	34	57	50.25	16.10	58.88	14.55	55.07	15.74
	SHARI HIGHER SECONDARY SCHOOL	35	26	61	32	24	56	51.03	9.97	53.06	9.21	51.89	9.63
	TENZIN HIGHER SECONDARY SCHOOL	33	30	63	27	23	50	53.56	16.61	49.88	14.51	51.81	15.63
	UTPAL HIGHER SECONDARY SCHOOL	78	59	137	49	45	94	44.87	16.10	47.14	15.29	45.85	15.74
	YOEZERLING HIGHER SECONDARY SCHOOL	65	62	127	36	37	73	39.26	14.70	44.36	17.44	41.75	16.24
	DZONGKHAG SUMMARY	241	215	456	167	163	330	46.11	15.80	49.51	15.86	47.72	15.90
PEMAGATSHEL	NANGKOR CENTRAL SCHOOL	23	21	44	20	20	40	53.44	14.65	60.31	14.50	56.72	14.82
	NGANGLAM HIGHER SECONDARY SCHOOL	26	39	65	20	32	52	46.35	13.39	53.85	14.42	50.85	14.39
	DZONGKHAG SUMMARY	49	60	109	40	52	92	49.67	14.30	56.11	14.66	53.22	14.79
PHUNTSHOLING THROMDE	NORBU ACADEMY	54	28	82	35	15	50	45.12	12.45	43.66	19.05	44.62	14.93
	RELDRI HIGHER SECONDARY SCHOOL	31	30	61	19	23	42	44.74	15.05	44.63	12.45	44.69	13.72
	THROMDE SUMMARY	85	58	143	54	38	92	44.98	13.37	44.16	15.84	44.65	14.38
PUNAKHA	DASHIDING HIGHER SECONDARY SCHOOL	27	42	69	26	41	67	58.63	13.90	63.57	12.67	61.64	13.29
	PUNAKHA CENTRAL SCHOOL	69	50	119	66	48	114	59.78	12.32	62.71	13.45	61.01	12.83
	UGYEN ACADEMY HIGHER SECONDARY SCHOOL	105	77	182	102	74	176	64.25	13.61	64.98	12.73	64.56	13.22
	DZONGKHAG SUMMARY	201	169	370	194	163	357	61.96	13.38	63.96	12.89	62.87	13.18
SAMDRUP JONGKHAR	KARMALING HIGHER SECONDARY SCHOOL	16	14	30	15	12	27	51.78	12.05	51.96	12.88	51.87	12.23
	ORONG HIGHER SECONDARY SCHOOL	16	18	34	13	10	23	52.09	14.61	43.28	16.59	47.43	16.09
	DZONGKHAG SUMMARY	32	32	64	28	22	50	51.94	13.18	47.08	15.48	49.51	14.47
SAMDRUP JONGKHAR THROMDE	DUNGSAM ACADEMY	39	35	74	32	27	59	50.62	15.10	51.03	17.58	50.81	16.21
	THROMDE SUMMARY	39	35	74	32	27	59	50.62	15.10	51.03	17.58	50.81	16.21
SAMTSE	PELJORLING HIGHER SECONDARY SCHOOL	15	19	34	14	17	31	60.60	15.92	58.92	11.97	59.66	13.65
	SAMTSE HIGHER SECONDARY SCHOOL	14	15	29	11	12	23	48.86	11.89	51.67	13.70	50.31	12.71
	DZONGKHAG SUMMARY	29	34	63	25	29	54	54.93	15.10	55.72	13.08	55.36	13.94

DZONGKHAG	SCHOOL	APPEARED			PASS			F		M		TOT	
		F	M	TOT	F	M	TOT	MEAN	SD	MEAN	SD	MEAN	SD
SARPANG	SARPANG CENTRAL SCHOOL	32	41	73	30	38	68	55.75	12.18	57.94	13.57	56.98	12.94
	DZONGKHAG SUMMARY	32	41	73	30	38	68	55.75	12.18	57.94	13.57	56.98	12.94
THIM-THROM	DECHHENCHOELING HIGHER SECONDARY SCHOOL	15	14	29	14	14	28	56.43	12.92	59.79	7.59	58.05	10.64
	ELC HIGH SCHOOL	6	25	31	5	9	14	44.75	12.74	37.84	11.27	39.18	11.68
	KELKI HIGHER SECONDARY SCHOOL	139	92	231	97	81	178	48.43	17.54	55.85	14.87	51.39	16.89
	MOTITHANG HIGHER SECONDARY SCHOOL	58	29	87	48	27	75	56.43	15.71	58.66	14.14	57.17	15.16
	NIMA HIGHER SECONDARY SCHOOL	90	52	142	58	43	101	46.97	16.78	51.65	15.62	48.68	16.46
	PELKHIL SCHOOL	79	65	144	56	44	100	49.39	15.06	47.89	17.14	48.71	16.00
	RINCHEN HIGHER SECONDARY SCHOOL	72	48	120	45	31	76	45.57	15.97	47.14	18.62	46.20	17.02
	YANGCHENPHUG HIGHER SECONDARY SCHOOL	56	28	84	51	28	79	59.57	15.18	58.05	10.61	59.07	13.78
	THROMDE SUMMARY	515	353	868	374	277	651	50.22	16.74	51.87	16.16	50.89	16.52
THIMPHU	DESI HIGHER SECONDARY SCHOOL	13	9	22	12	9	21	54.62	10.58	61.61	10.74	57.48	10.97
	WANGBAMA CENTRAL SCHOOL	16	15	31	14	15	29	57.00	16.06	67.00	14.44	61.84	15.88
	DZONGKHAG SUMMARY	29	24	53	26	24	50	55.93	13.70	64.98	13.20	60.03	14.10
TRASHIGANG	JAMPELING HIGHER SECONDARY SCHOOL	16	24	40	13	24	37	54.94	18.01	66.21	14.30	61.70	16.63
	JIGME SHERUBLING CENTRAL SCHOOL	16	23	39	13	21	34	51.53	15.19	59.20	13.27	56.05	14.41
	RANGJUNG CENTRAL SCHOOL	7	5	12	6	5	11	57.07	16.10	61.60	11.82	58.96	14.06
	TRASHITSE HIGHER SECONDARY SCHOOL	31	23	54	23	20	43	48.82	13.58	52.72	12.73	50.48	13.25
	DZONGKHAG SUMMARY	70	75	145	55	70	125	51.66	15.25	59.61	14.17	55.78	15.18
TRASHIYANGTSE	BAYLING CENTRAL SCHOOL	24	12	36	24	12	36	53.96	10.07	63.71	12.14	57.21	11.60
	DZONGKHAG SUMMARY	24	12	36	24	12	36	53.96	10.07	63.71	12.14	57.21	11.60
TRONGSA	SHERUBLING CENTRAL SCHOOL	23	24	47	21	22	43	57.94	13.14	53.29	12.42	55.56	12.85
	DZONGKHAG SUMMARY	23	24	47	21	22	43	57.94	13.14	53.29	12.42	55.56	12.85
TSIRANG	DAMPHU CENTRAL SCHOOL	78	53	131	75	46	121	60.69	13.16	57.72	14.15	59.49	13.60
	DZONGKHAG SUMMARY	78	53	131	75	46	121	60.69	13.16	57.72	14.15	59.49	13.60
WANGDUE PHODRANG	BAJOTHANG HIGHER SECONDARY SCHOOL	20	12	32	19	11	30	55.08	12.35	64.88	16.26	58.75	14.51
	GASELO CENTRAL SCHOOL	20	24	44	17	20	37	53.78	15.96	56.38	16.11	55.19	15.91
	DZONGKHAG SUMMARY	40	36	76	36	31	67	54.43	14.10	59.21	16.44	56.69	15.34
ZHEMGANG	ZHEMGANG CENTRAL SCHOOL	54	48	102	52	46	98	65.04	13.75	66.96	13.34	65.94	13.52
	DZONGKHAG SUMMARY	54	48	102	52	46	98	65.04	13.75	66.96	13.34	65.94	13.52
	OVERALL	2189	1800	3989	1739	1500	3239	52.33	15.96	55.00	16.19	53.53	16.12

GEOGRAPHY

DZONGKHAG	SCHOOL	APPEARED			PASS			F		M		TOT	
		F	M	TOT	F	M	TOT	MEAN	SD	MEAN	SD	MEAN	SD
BUMTHANG	JAKAR HIGHER SECONDARY SCHOOL	45	31	76	45	31	76	70.32	6.79	70.26	6.53	70.30	6.64
	SONAM KUENPHEN HIGHER SECONDARY SCHOOL	33	31	64	33	31	64	63.53	9.86	64.05	9.38	63.78	9.56
	DZONGKHAG SUMMARY	78	62	140	78	62	140	67.45	8.84	67.15	8.61	67.32	8.71
CHHUKHA	CHHUKHA CENTRAL SCHOOL	48	44	92	48	44	92	72.27	7.75	70.24	8.23	71.30	8.00
	PAKSHIKHA CENTRAL SCHOOL	20	20	40	20	20	40	68.18	6.16	68.44	5.89	68.31	5.95
	DZONGKHAG SUMMARY	68	64	132	68	64	132	71.06	7.51	69.68	7.58	70.39	7.55
DAGANA	DAGA HIGHER SECONDARY SCHOOL	33	37	70	33	37	70	65.95	6.38	66.53	5.92	66.26	6.11
	DRUKJEGANG HIGHER SECONDARY SCHOOL	15	16	31	15	16	31	65.60	6.26	66.18	6.75	65.90	6.42
	DZONGKHAG SUMMARY	48	53	101	48	53	101	65.84	6.28	66.43	6.12	66.15	6.17
GELEPHU THROMDE	GELEPHU HIGHER SECONDARY SCHOOL	26	12	38	26	12	38	71.38	6.81	70.82	6.26	71.21	6.56



Pupil Performance Report **2018**

DZONGKHAG	SCHOOL	APPEARED			PASS			F		M		TOT	
		F	M	TOT	F	M	TOT	MEAN	SD	MEAN	SD	MEAN	SD
HAA	KUENDRUP HIGHER SECONDARY SCHOOL	124	67	191	124	67	191	58.16	8.02	60.66	8.49	59.04	8.25
	LOSEL GYATSHO ACADEMY	60	54	114	60	54	114	63.94	9.25	65.86	7.95	64.85	8.67
	THROMDE SUMMARY	210	133	343	210	133	343	61.45	9.38	63.69	8.71	62.32	9.18
	GONGZIM UGYEN DORJI CENTRAL SCHOOL	22	21	43	22	21	43	67.80	6.31	67.33	6.01	67.57	6.10
	JAMPEL HIGHER SECONDARY SCHOOL	60	52	112	60	52	112	67.66	8.60	71.43	7.53	69.41	8.30
	DZONGKHAG SUMMARY	82	73	155	82	73	155	67.70	8.01	70.25	7.33	68.90	7.78
LHUNTSE	LHUNTSE HIGHER SECONDARY SCHOOL	21	33	54	21	33	54	68.52	5.81	69.32	5.71	69.01	5.71
	DZONGKHAG SUMMARY	21	33	54	21	33	54	68.52	5.81	69.32	5.71	69.01	5.71
MONGAR	GYELOZHING CENTRAL SCHOOL	19	17	36	19	17	36	68.65	4.80	69.72	6.51	69.16	5.62
	MONGAR HIGHER SECONDARY SCHOOL	34	48	82	34	48	82	72.83	6.56	73.05	6.05	72.96	6.23
	SHERUB RELDRI HIGHER SECONDARY SCHOOL	64	53	117	64	53	117	62.03	8.09	62.31	6.29	62.16	7.30
	YADI HIGHER SECONDARY SCHOOL	49	30	79	49	30	79	67.67	8.69	70.76	6.03	68.84	7.90
	DZONGKHAG SUMMARY	166	148	314	166	148	314	66.66	8.66	68.36	7.70	67.46	8.25
PARO	KARMA ACADEMY	30	38	68	30	38	68	62.78	8.84	62.61	7.30	62.69	7.96
	SHARI HIGHER SECONDARY SCHOOL	35	26	61	35	26	61	66.06	5.13	63.78	5.35	65.09	5.30
	TENZIN HIGHER SECONDARY SCHOOL	34	31	65	33	30	63	57.89	10.67	56.77	11.17	57.35	10.84
	UTPAL HIGHER SECONDARY SCHOOL	78	59	137	73	58	131	55.34	8.64	54.81	7.91	55.11	8.31
	YOEZERLING HIGHER SECONDARY SCHOOL	65	62	127	64	62	126	58.34	9.18	59.12	7.95	58.72	8.58
	DZONGKHAG SUMMARY	242	216	458	235	214	449	58.98	9.41	58.78	8.68	58.88	9.06
PEMAGATSHEL	NANGKOR CENTRAL SCHOOL	31	38	69	31	38	69	62.39	4.99	66.09	6.76	64.43	6.27
	NGANGLAM HIGHER SECONDARY SCHOOL	26	39	65	26	39	65	65.19	6.28	66.50	6.45	65.98	6.36
	DZONGKHAG SUMMARY	57	77	134	57	77	134	63.67	5.74	66.30	6.56	65.18	6.34
PHUNTSHOLING THROMDE	NORBU ACADEMY	54	29	83	53	28	81	58.01	7.59	56.34	9.52	57.43	8.29
	RELDRI HIGHER SECONDARY SCHOOL	31	30	61	31	30	61	60.71	8.63	59.16	7.93	59.95	8.26
	THROMDE SUMMARY	85	59	144	84	58	142	59.00	8.04	57.77	8.78	58.50	8.34
PUNAKHA	DASHIDING HIGHER SECONDARY SCHOOL	33	45	78	33	45	78	70.58	6.77	70.81	5.10	70.71	5.82
	PUNAKHA CENTRAL SCHOOL	70	51	121	70	51	121	68.83	6.13	68.21	6.57	68.57	6.30
	UGYEN ACADEMY HIGHER SECONDARY SCHOOL	105	78	183	105	78	183	70.32	6.57	68.62	6.49	69.59	6.57
	DZONGKHAG SUMMARY	208	174	382	208	174	382	69.86	6.47	69.06	6.24	69.50	6.37
SAMDRUP JONGKHAR	KARMALING HIGHER SECONDARY SCHOOL	19	23	42	19	23	42	71.08	4.86	73.16	7.06	72.22	6.18
	ORONG HIGHER SECONDARY SCHOOL	20	22	42	20	22	42	64.89	6.48	61.19	7.05	62.95	6.96
	DZONGKHAG SUMMARY	39	45	84	39	45	84	67.91	6.48	67.30	9.24	67.58	8.03
SAMDRUP JONGKHAR THROMDE	DUNGSAM ACADEMY	42	39	81	42	38	80	63.95	8.90	64.85	9.81	64.38	9.30
	THROMDE SUMMARY	42	39	81	42	38	80	63.95	8.90	64.85	9.81	64.38	9.30
SAMTSE	PELJORLING HIGHER SECONDARY SCHOOL	15	19	34	15	19	34	68.16	7.08	65.40	4.96	66.62	6.05
	SAMTSE HIGHER SECONDARY SCHOOL	14	17	31	14	17	31	67.84	7.14	65.67	6.43	66.65	6.73
	DZONGKHAG SUMMARY	29	36	65	29	36	65	68.00	6.98	65.53	5.62	66.63	6.34
SARPANG	SARPANG CENTRAL SCHOOL	32	41	73	32	41	73	69.44	6.67	68.88	6.77	69.13	6.69
	DZONGKHAG SUMMARY	32	41	73	32	41	73	69.44	6.67	68.88	6.77	69.13	6.69
THIM-THROM	DECHHENCHOELING HIGHER SECONDARY SCHOOL	15	14	29	15	14	29	65.83	6.74	68.36	4.59	67.05	5.85

DZONGKHAG	SCHOOL	APPEARED			PASS			F		M		TOT	
		F	M	TOT	F	M	TOT	MEAN	SD	MEAN	SD	MEAN	SD
	ELC HIGH SCHOOL	6	27	33	6	27	33	56.74	5.80	51.98	7.18	52.84	7.11
	KELKI HIGHER SECONDARY SCHOOL	139	92	231	138	92	230	60.72	8.69	62.53	7.75	61.44	8.36
	MOTITHANG HIGHER SECONDARY SCHOOL	58	29	87	58	29	87	66.62	8.10	65.32	6.71	66.19	7.65
	NIMA HIGHER SECONDARY SCHOOL	114	72	186	113	71	184	61.98	9.42	64.39	8.23	62.91	9.03
	PELKHIL SCHOOL	96	69	165	96	69	165	61.78	7.26	60.80	7.75	61.37	7.46
	RINCHEN HIGHER SECONDARY SCHOOL	107	81	188	106	80	186	58.43	8.58	59.37	8.82	58.84	8.67
	YANGCHENPHUG HIGHER SECONDARY SCHOOL	56	28	84	56	28	84	69.18	8.14	65.91	6.28	68.09	7.69
	THROMDE SUMMARY	591	412	1003	588	410	998	62.19	8.98	61.88	8.49	62.06	8.78
THIMPHU	DESI HIGHER SECONDARY SCHOOL	13	10	23	13	10	23	66.04	4.21	65.74	5.03	65.91	4.48
	WANGBAMA CENTRAL SCHOOL	16	15	31	16	15	31	66.37	6.14	69.62	6.24	67.94	6.31
	DZONGKHAG SUMMARY	29	25	54	29	25	54	66.22	5.28	68.06	6.00	67.07	5.64
TRASHIGANG	JAMPELING HIGHER SECONDARY SCHOOL	16	24	40	16	24	40	68.99	8.64	71.68	6.00	70.60	7.19
	JIGME SHERUBLING CENTRAL SCHOOL	16	23	39	16	23	39	69.77	6.97	70.04	3.77	69.93	5.23
	RANGJUNG CENTRAL SCHOOL	27	15	42	27	15	42	68.65	6.63	68.10	5.96	68.45	6.33
	TRASHITSE HIGHER SECONDARY SCHOOL	44	28	72	44	28	72	62.66	6.14	63.58	6.08	63.01	6.09
	DZONGKHAG SUMMARY	103	90	193	103	90	193	66.31	7.44	68.14	6.36	67.17	7.00
TRASHIYANGTSE	BAYLING CENTRAL SCHOOL	24	16	40	24	16	40	74.82	5.98	78.70	5.61	76.37	6.08
	DZONGKHAG SUMMARY	24	16	40	24	16	40	74.82	5.98	78.70	5.61	76.37	6.08
TRONGSA	SHERUBLING CENTRAL SCHOOL	23	30	53	23	30	53	67.94	6.72	67.18	5.85	67.51	6.19
	DZONGKHAG SUMMARY	23	30	53	23	30	53	67.94	6.72	67.18	5.85	67.51	6.19
TSIRANG	DAMPHU CENTRAL SCHOOL	78	53	131	78	53	131	74.37	6.24	73.19	7.45	73.90	6.75
	DZONGKHAG SUMMARY	78	53	131	78	53	131	74.37	6.24	73.19	7.45	73.90	6.75
WANGDUE PHODRANG	BAJOTHANG HIGHER SECONDARY SCHOOL	20	12	32	20	12	32	71.39	6.25	71.74	7.66	71.52	6.69
	GASELO CENTRAL SCHOOL	20	24	44	20	24	44	67.43	7.25	66.23	7.67	66.77	7.42
	DZONGKHAG SUMMARY	40	36	76	40	36	76	69.41	6.97	68.07	8.00	68.77	7.46
ZHEMGANG	ZHEMGANG CENTRAL SCHOOL	54	48	102	54	47	101	68.27	6.18	70.72	7.76	69.43	7.04
	DZONGKHAG SUMMARY	54	48	102	54	47	101	68.27	6.18	70.72	7.76	69.43	7.04
	OVERALL	2349	1963	4312	2338	1956	4294	64.84	9.15	65.43	8.84	65.11	9.01

ACCOUNTANCY

DZONGKHAG	SCHOOL	APPEARED			PASS			F		M		TOT	
		F	M	TOT	F	M	TOT	MEAN	SD	MEAN	SD	MEAN	SD
BUMTHANG	JAKAR HIGHER SECONDARY SCHOOL	11	22	33	10	19	29	61.91	15.70	59.50	12.74	60.30	13.60
	SONAM KUENPHEN HIGHER SECONDARY SCHOOL	18	19	37	13	8	21	50.33	13.18	40.34	12.11	45.20	13.45
	DZONGKHAG SUMMARY	29	41	70	23	27	50	54.72	15.04	50.62	15.64	52.32	15.42
CHHUKHA	CHUKHA CENTRAL SCHOOL	22	17	39	17	14	31	47.91	9.42	54.94	15.45	50.97	12.73
	GEDU HIGHER SECONDARY SCHOOL	9	10	19	9	8	17	57.22	9.70	52.70	15.32	54.84	12.83
	PAKSHIKHA CENTRAL SCHOOL	12	24	36	12	23	35	53.04	5.69	53.29	9.13	53.21	8.06
	DZONGKHAG SUMMARY	43	51	94	38	45	83	51.29	9.23	53.73	12.56	52.61	11.17
DAGANA	DAGA HIGHER SECONDARY SCHOOL	13	15	28	2	1	3	34.65	6.07	28.47	7.52	31.34	7.46
	DRUKJEGANG HIGHER SECONDARY SCHOOL	7	14	21	5	12	17	43.71	4.82	52.61	9.90	49.64	9.44
	DZONGKHAG SUMMARY	20	29	49	7	13	20	37.83	7.09	40.12	14.99	39.18	12.34
GELEPHU THROMDE	GELEPHU HIGHER SECONDARY SCHOOL	36	43	79	36	38	74	61.18	10.32	53.78	11.72	57.15	11.64
	KUENDRUP HIGHER SECONDARY SCHOOL	82	48	130	51	36	87	44.98	11.95	50.23	14.84	46.92	13.28



Pupil Performance Report 2018

DZONGKHAG	SCHOOL	APPEARED			PASS			F		M		TOT	
		F	M	TOT	F	M	TOT	MEAN	SD	MEAN	SD	MEAN	SD
	LOSEL GYATSHO ACADEMY	44	48	92	37	46	83	55.24	13.99	62.18	12.69	58.86	13.70
	THROMDE SUMMARY	162	139	301	124	120	244	51.36	13.92	55.45	14.06	53.25	14.11
HAA	GONGZIM UGYEN DORJI CENTRAL SCHOOL	18	24	42	17	22	39	59.72	12.60	57.46	13.77	58.43	13.17
	JAMPEL HIGHER SECONDARY SCHOOL	43	64	107	41	63	104	60.45	11.35	65.30	13.74	63.35	13.00
	DZONGKHAG SUMMARY	61	88	149	58	85	143	60.24	11.63	63.16	14.11	61.96	13.19
LHUNTSE	LHUENTSE HIGHER SECONDARY SCHOOL	13	18	31	13	18	31	60.85	9.36	63.17	8.96	62.19	9.05
	DZONGKHAG SUMMARY	13	18	31	13	18	31	60.85	9.36	63.17	8.96	62.19	9.05
MONGAR	GYELPOZHING CENTRAL SCHOOL	9	13	22	5	7	12	40.94	8.16	42.69	9.82	41.98	9.01
	MONGAR HIGHER SECONDARY SCHOOL	16	28	44	15	24	39	58.78	13.43	56.95	14.57	57.61	14.03
	SHERUB RELDRI HIGHER SECONDARY SCHOOL	35	31	66	24	20	44	45.94	10.61	45.81	12.53	45.88	11.46
	DZONGKHAG SUMMARY	60	72	132	44	51	95	48.62	12.69	49.58	14.13	49.14	13.45
PARO	DRUKGYEL CENTRAL SCHOOL	67	55	122	55	39	94	54.27	14.00	48.35	14.64	51.60	14.54
	KARMA ACADEMY	22	39	61	17	28	45	51.02	13.72	49.10	14.18	49.80	13.93
	SHARI HIGHER SECONDARY SCHOOL	15	23	38	11	18	29	44.90	10.08	47.33	11.44	46.37	10.85
	TENZIN HIGHER SECONDARY SCHOOL	19	28	47	14	15	29	50.58	13.40	45.45	18.90	47.52	16.92
	UTPAL HIGHER SECONDARY SCHOOL	58	41	99	39	21	60	49.06	14.56	43.02	14.85	46.56	14.91
	YOEZERLING HIGHER SECONDARY SCHOOL	41	33	74	16	16	32	39.50	12.43	42.59	13.57	40.88	12.95
	DZONGKHAG SUMMARY	222	219	441	152	137	289	48.91	14.39	46.14	14.83	47.53	14.66
PEMAGATSHEL	NANGKOR CENTRAL SCHOOL	16	9	25	16	8	24	60.69	13.59	52.06	11.32	57.58	13.27
	DZONGKHAG SUMMARY	16	9	25	16	8	24	60.69	13.59	52.06	11.32	57.58	13.27
PHUNTSHOLING THROMDE	NORBU ACADEMY	45	36	81	38	25	63	49.01	10.58	48.85	16.24	48.94	13.30
	PHUENTSHOLING HIGHER SECONDARY SCHOOL	39	35	74	33	30	63	52.76	10.83	51.61	13.18	52.22	11.93
	RELDRI HIGHER SECONDARY SCHOOL	21	25	46	14	12	26	44.07	15.64	42.32	19.19	43.12	17.49
	THROMDE SUMMARY	105	96	201	85	67	152	49.41	12.14	48.16	16.31	48.81	14.26
PUNAKHA	DASHIDING HIGHER SECONDARY SCHOOL	19	29	48	19	28	47	61.29	9.22	66.24	12.28	64.28	11.33
	PUNAKHA CENTRAL SCHOOL	21	25	46	20	21	41	59.02	12.88	52.64	11.65	55.55	12.51
	UGYEN ACADEMY HIGHER SECONDARY SCHOOL	75	82	157	75	82	157	71.95	9.64	73.37	9.05	72.69	9.33
	DZONGKHAG SUMMARY	115	136	251	114	131	245	67.83	11.63	68.04	12.90	67.94	12.31
SAMDRUP JONGKHAR	KARMALING HIGHER SECONDARY SCHOOL	14	14	28	14	14	28	56.21	7.51	52.36	7.37	54.29	7.56
	ORONG HIGHER SECONDARY SCHOOL	14	13	27	9	7	16	45.32	10.39	42.69	12.20	44.06	11.16
	DZONGKHAG SUMMARY	28	27	55	23	21	44	50.77	10.49	47.70	10.96	49.26	10.73
SAMDRUP JONGKHAR THROMDE	DUNGSAM ACADEMY	12	9	21	12	9	21	55.42	5.86	55.89	9.51	55.62	7.43
	THROMDE SUMMARY	12	9	21	12	9	21	55.42	5.86	55.89	9.51	55.62	7.43
SAMTSE	SAMTSE HIGHER SECONDARY SCHOOL	16	14	30	14	9	23	50.63	11.29	45.14	16.50	48.07	13.99
	TENDRUK CENTRAL SCHOOL	20	26	46	20	26	46	58.30	10.13	53.89	8.81	55.80	9.56
	DZONGKHAG SUMMARY	36	40	76	34	35	69	54.89	11.20	50.83	12.58	52.75	12.04
SARPANG	SARPANG CENTRAL SCHOOL	20	18	38	19	9	28	49.83	5.99	42.03	8.67	46.13	8.28
	DZONGKHAG SUMMARY	20	18	38	19	9	28	49.83	5.99	42.03	8.67	46.13	8.28
THIM-THROM	DECHHENCHOELING HIGHER SECONDARY SCHOOL	21	24	45	19	18	37	55.50	10.71	46.69	13.66	50.80	13.02
	ELC HIGH SCHOOL	1	6	7	0	1	1	38.00	.	27.17	9.65	28.71	9.72
	KELKI HIGHER SECONDARY SCHOOL	106	84	190	83	61	144	52.47	14.37	50.04	15.90	51.40	15.08

DZONGKHAG	SCHOOL	APPEARED			PASS			F		M		TOT	
		F	M	TOT	F	M	TOT	MEAN	SD	MEAN	SD	MEAN	SD
	MOTITHANG HIGHER SECONDARY SCHOOL	59	68	127	53	59	112	58.85	13.25	54.04	13.87	56.27	13.74
	NIMA HIGHER SECONDARY SCHOOL	84	63	147	64	41	105	51.24	14.23	49.59	15.54	50.53	14.78
	PELKHIL SCHOOL	51	63	114	38	41	79	47.39	11.51	45.32	14.72	46.25	13.36
	RINCHEN HIGHER SECONDARY SCHOOL	58	42	100	35	12	47	42.86	13.03	36.13	10.37	40.04	12.39
	YANGCHENPHUG HIGHER SECONDARY SCHOOL	96	90	186	81	72	153	53.44	13.66	52.84	13.63	53.15	13.61
	THROMDE SUMMARY	476	440	916	373	305	678	51.63	14.09	48.67	15.23	50.21	14.72
THIMPHU	DESI HIGHER SECONDARY SCHOOL	14	21	35	14	20	34	70.82	11.78	70.98	13.62	70.91	12.73
	WANGBAMA CENTRAL SCHOOL	14	14	28	8	8	16	42.00	8.18	42.46	8.76	42.23	8.32
	DZONGKHAG SUMMARY	28	35	63	22	28	50	56.41	17.73	59.57	18.42	58.17	18.04
TRASHIGANG	JAMPELING HIGHER SECONDARY SCHOOL	20	17	37	11	9	20	42.80	12.31	39.85	14.37	41.45	13.19
	RANGJUNG CENTRAL SCHOOL	16	19	35	15	12	27	56.38	12.38	47.53	13.59	51.57	13.62
	TRASHITSE HIGHER SECONDARY SCHOOL	11	23	34	11	23	34	52.73	5.16	55.35	8.11	54.50	7.31
	DZONGKHAG SUMMARY	47	59	106	37	44	81	49.75	12.52	48.36	13.42	48.98	12.98
TRASHIYANGTSE	BAYLING CENTRAL SCHOOL	29	14	43	24	8	32	46.21	7.28	41.18	10.61	44.57	8.71
	DZONGKHAG SUMMARY	29	14	43	24	8	32	46.21	7.28	41.18	10.61	44.57	8.71
TRONGSA	SHERUBLING CENTRAL SCHOOL	16	11	27	11	8	19	47.41	9.87	42.86	8.32	45.56	9.38
	DZONGKHAG SUMMARY	16	11	27	11	8	19	47.41	9.87	42.86	8.32	45.56	9.38
TSIRANG	DAMPHU CENTRAL SCHOOL	16	26	42	16	24	40	59.28	13.22	57.56	15.62	58.21	14.61
	DZONGKHAG SUMMARY	16	26	42	16	24	40	59.28	13.22	57.56	15.62	58.21	14.61
WANGDUE PHODRANG	BAJOTHANG HIGHER SECONDARY SCHOOL	7	14	21	5	11	16	46.64	14.66	50.75	15.77	49.38	15.17
	GASELO CENTRAL SCHOOL	20	22	42	15	16	31	50.50	14.16	46.61	13.61	48.46	13.84
	DZONGKHAG SUMMARY	27	36	63	20	27	47	49.50	14.11	48.22	14.41	48.77	14.18
ZHEMGANG	ZHEMGANG CENTRAL SCHOOL	11	19	30	11	18	29	58.50	7.81	57.55	13.36	57.90	11.49
	DZONGKHAG SUMMARY	11	19	30	11	18	29	58.50	7.81	57.55	13.36	57.90	11.49
	OVERALL	1592	1632	3224	1276	1238	2514	52.54	14.11	51.90	15.91	52.22	15.05

COMMERCE

DZONGKHAG	SCHOOL	APPEARED			PASS			F		M		TOT	
		F	M	TOT	F	M	TOT	MEAN	SD	MEAN	SD	MEAN	SD
BUMTHANG	JAKAR HIGHER SECONDARY SCHOOL	11	22	33	9	18	27	54.96	14.33	51.93	12.13	52.94	12.76
	SONAM KUENPHEN HIGHER SECONDARY SCHOOL	18	19	37	12	12	24	51.64	16.90	49.00	14.58	50.28	15.59
	DZONGKHAG SUMMARY	29	41	70	21	30	51	52.90	15.79	50.57	13.23	51.54	14.28
CHHUKHA	CHUKHA CENTRAL SCHOOL	22	17	39	20	15	35	55.66	11.33	56.50	14.50	56.03	12.63
	GEDU HIGHER SECONDARY SCHOOL	9	10	19	8	7	15	49.78	12.38	47.15	11.78	48.40	11.80
	PAKSHIKHA CENTRAL SCHOOL	12	24	36	12	21	33	54.63	10.12	50.69	10.81	52.00	10.61
	DZONGKHAG SUMMARY	43	51	94	40	43	83	54.14	11.20	51.93	12.59	52.94	11.96
DAGANA	DAGA HIGHER SECONDARY SCHOOL	13	15	28	13	11	24	58.35	6.79	48.03	10.67	52.82	10.34
	DRUKJEGANG HIGHER SECONDARY SCHOOL	7	14	21	6	14	20	45.79	9.39	54.00	10.19	51.26	10.48
	DZONGKHAG SUMMARY	20	29	49	19	25	44	53.95	9.73	50.91	10.69	52.15	10.32
GELEPHU THROMDE	GELEPHU HIGHER SECONDARY SCHOOL	36	43	79	35	38	73	63.00	10.24	56.23	10.03	59.32	10.62
	KUENDRUP HIGHER SECONDARY SCHOOL	82	50	132	62	42	104	50.33	12.39	51.18	12.26	50.65	12.30
	LOSEL GYATSHO ACADEMY	44	48	92	32	41	73	50.65	15.43	55.35	12.86	53.10	14.26
	THROMDE SUMMARY	162	141	303	129	121	250	53.23	13.82	54.14	11.97	53.66	12.98
HAA	GONGZIM UGYEN DORJI CENTRAL SCHOOL	18	24	42	15	15	30	54.19	12.82	46.33	13.97	49.70	13.90
	JAMPEL HIGHER SECONDARY SCHOOL	43	64	107	39	59	98	61.45	15.54	60.94	15.06	61.15	15.18



Pupil Performance Report 2018

DZONGKHAG	SCHOOL	APPEARED			PASS			F		M		TOT	
		F	M	TOT	F	M	TOT	MEAN	SD	MEAN	SD	MEAN	SD
	DZONGKHAG SUMMARY	61	88	149	54	74	128	59.31	15.06	56.96	16.08	57.92	15.66
LHUNTSE	LHUNTSE HIGHER SECONDARY SCHOOL	13	18	31	13	18	31	66.19	8.13	61.17	10.44	63.27	9.72
	DZONGKHAG SUMMARY	13	18	31	13	18	31	66.19	8.13	61.17	10.44	63.27	9.72
MONGAR	GYELPOZHING CENTRAL SCHOOL	9	13	22	7	8	15	48.17	12.82	42.27	10.60	44.68	11.65
	MONGAR HIGHER SECONDARY SCHOOL	16	28	44	16	21	37	63.56	10.71	52.59	16.10	56.58	15.21
	SHERUB RELDRI HIGHER SECONDARY SCHOOL	35	31	66	22	23	45	46.87	13.77	48.68	13.89	47.72	13.75
	DZONGKHAG SUMMARY	60	72	132	45	52	97	51.52	14.65	49.04	14.58	50.17	14.61
PARO	DRUKGYEL CENTRAL SCHOOL	67	55	122	51	32	83	48.28	10.78	42.43	13.65	45.64	12.45
	KARMA ACADEMY	22	39	61	21	30	51	61.71	11.14	51.45	14.15	55.15	13.96
	SHARI HIGHER SECONDARY SCHOOL	15	23	38	15	20	35	55.70	10.60	53.39	12.68	54.30	11.81
	TENZIN HIGHER SECONDARY SCHOOL	19	28	47	15	15	30	51.34	13.59	45.98	16.43	48.15	15.42
	UTPAL HIGHER SECONDARY SCHOOL	58	41	99	50	30	80	55.19	14.09	47.63	14.21	52.06	14.55
	YOEZERLING HIGHER SECONDARY SCHOOL	42	34	76	25	22	47	43.52	12.78	47.10	18.09	45.13	15.38
	DZONGKHAG SUMMARY	223	220	443	177	149	326	51.27	13.40	47.32	15.15	49.31	14.42
PEMAGATSHEL	NANGKOR CENTRAL SCHOOL	16	9	25	14	8	22	56.53	11.39	50.78	11.43	54.46	11.52
	DZONGKHAG SUMMARY	16	9	25	14	8	22	56.53	11.39	50.78	11.43	54.46	11.52
PHUNTSHOLING THROMDE	NORBU ACADEMY	45	36	81	24	16	40	42.69	13.28	37.35	15.20	40.32	14.32
	PHUENTSHOLING HIGHER SECONDARY SCHOOL	39	35	74	35	30	65	56.59	13.85	54.99	13.51	55.83	13.62
	RELDRI HIGHER SECONDARY SCHOOL	21	25	46	12	16	28	40.31	13.34	44.10	15.86	42.37	14.73
	THROMDE SUMMARY	105	96	201	71	62	133	47.38	15.18	45.54	16.52	46.50	15.82
PUNAKHA	DASHIDING HIGHER SECONDARY SCHOOL	19	29	48	14	24	38	49.53	12.04	51.16	11.69	50.51	11.73
	PUNAKHA CENTRAL SCHOOL	21	25	46	17	15	32	53.69	14.00	43.70	11.84	48.26	13.68
	UGYEN ACADEMY HIGHER SECONDARY SCHOOL	75	82	157	70	79	149	58.75	12.42	61.11	9.02	59.98	10.81
	DZONGKHAG SUMMARY	115	136	251	101	118	219	56.30	13.05	55.79	12.28	56.02	12.62
SAMDRUP JONGKHAR	KARMALING HIGHER SECONDARY SCHOOL	14	14	28	13	13	26	60.32	9.92	57.93	8.54	59.13	9.17
	ORONG HIGHER SECONDARY SCHOOL	14	13	27	11	9	20	53.57	14.23	45.96	15.47	49.91	15.06
	DZONGKHAG SUMMARY	28	27	55	24	22	46	56.95	12.52	52.17	13.57	54.60	13.14
SAMDRUP JONGKHAR THROMDE	DUNGSAM ACADEMY	12	9	21	9	8	17	51.75	14.04	53.00	15.57	52.29	14.34
	THROMDE SUMMARY	12	9	21	9	8	17	51.75	14.04	53.00	15.57	52.29	14.34
SAMTSE	SAMTSE HIGHER SECONDARY SCHOOL	16	14	30	11	10	21	48.75	14.88	45.04	16.58	47.02	15.54
	TENDRUK CENTRAL SCHOOL	20	26	46	18	20	38	53.25	11.53	49.12	10.28	50.91	10.92
	DZONGKHAG SUMMARY	36	40	76	29	30	59	51.25	13.12	47.69	12.78	49.38	12.98
SARPANG	SARPANG CENTRAL SCHOOL	20	18	38	20	16	36	60.53	9.98	52.72	13.93	56.83	12.49
	DZONGKHAG SUMMARY	20	18	38	20	16	36	60.53	9.98	52.72	13.93	56.83	12.49
THIM-THROM	DECHHENCHOELING HIGHER SECONDARY SCHOOL	21	24	45	17	18	35	55.17	11.89	47.40	11.96	51.02	12.43
	ELC HIGH SCHOOL	1	6	7	1	2	3	50.50	.	33.00	11.17	35.50	12.15
	KELKI HIGHER SECONDARY SCHOOL	106	84	190	90	68	158	56.46	15.72	52.24	13.99	54.60	15.08
	MOTITHANG HIGHER SECONDARY SCHOOL	59	68	127	55	62	117	56.84	12.16	51.63	10.53	54.05	11.57
	NIMA HIGHER SECONDARY SCHOOL	84	63	147	74	53	127	56.97	15.58	55.56	14.66	56.37	15.16
	PELKHIL SCHOOL	51	63	114	44	49	93	51.49	12.96	50.62	12.75	51.01	12.79
	RINCHEN HIGHER SECONDARY SCHOOL	58	42	100	38	21	59	45.57	14.30	39.60	14.09	43.06	14.45

DZONGKHAG	SCHOOL	APPEARED			PASS			F		M		TOT	
		F	M	TOT	F	M	TOT	MEAN	SD	MEAN	SD	MEAN	SD
THIMPHU	YANGCHENPHUG HIGHER SECONDARY SCHOOL	96	90	186	90	80	170	64.60	13.10	58.79	13.57	61.79	13.61
	THROMDE SUMMARY	476	440	916	409	353	762	56.31	15.11	52.00	14.30	54.24	14.87
	DESI HIGHER SECONDARY SCHOOL	14	21	35	12	15	27	53.64	15.12	50.12	11.56	51.53	13.00
TRASHIGANG	WANGBAMA CENTRAL SCHOOL	14	14	28	10	12	22	46.50	12.79	51.11	9.92	48.80	11.47
	DZONGKHAG SUMMARY	28	35	63	22	27	49	50.07	14.21	50.51	10.79	50.32	12.32
	JAMPELING HIGHER SECONDARY SCHOOL	20	17	37	18	13	31	50.98	10.60	51.27	10.62	51.11	10.46
TRASHIYANGTSE	RANGJUNG CENTRAL SCHOOL	16	19	35	15	16	31	56.88	11.98	53.79	13.24	55.20	12.59
	TRASHITSE HIGHER SECONDARY SCHOOL	11	23	34	9	22	31	49.36	10.28	54.30	8.99	52.71	9.56
	DZONGKHAG SUMMARY	47	59	106	42	51	93	52.61	11.23	53.26	10.86	52.97	10.98
TRONGSA	BAYLING CENTRAL SCHOOL	29	14	43	24	13	37	53.21	11.62	50.46	11.20	52.31	11.43
	DZONGKHAG SUMMARY	29	14	43	24	13	37	53.21	11.62	50.46	11.20	52.31	11.43
	SHERUBLING CENTRAL SCHOOL	16	11	27	13	8	21	52.53	10.97	48.64	15.98	50.94	13.09
TSIRANG	DZONGKHAG SUMMARY	16	11	27	13	8	21	52.53	10.97	48.64	15.98	50.94	13.09
	DAMPHU CENTRAL SCHOOL	16	26	42	15	25	40	61.19	10.31	59.02	13.71	59.85	12.43
	DZONGKHAG SUMMARY	16	26	42	15	25	40	61.19	10.31	59.02	13.71	59.85	12.43
WANGDUE PHODRANG	BAJOTHANG HIGHER SECONDARY SCHOOL	7	14	21	7	11	18	57.64	13.34	58.86	15.24	58.45	14.31
	GASELO CENTRAL SCHOOL	20	22	42	16	16	32	53.45	14.34	47.93	10.64	50.56	12.69
	DZONGKHAG SUMMARY	27	36	63	23	27	50	54.54	13.96	52.18	13.54	53.19	13.66
ZHEMGANG	ZHEMGANG CENTRAL SCHOOL	11	19	30	10	17	27	53.91	10.06	50.00	8.32	51.43	9.03
	DZONGKHAG SUMMARY	11	19	30	10	17	27	53.91	10.06	50.00	8.32	51.43	9.03
	OVERALL	1593	1635	3228	1324	1297	2621	54.17	14.20	51.64	14.14	52.89	14.22

ECONOMICS

DZONGKHAG	SCHOOL	APPEARED			PASS			F		M		TOT	
		F	M	TOT	F	M	TOT	MEAN	SD	MEAN	SD	MEAN	SD
BUMTHANG	JAKAR HIGHER SECONDARY SCHOOL	45	33	78	41	27	68	55.24	11.79	52.03	12.47	53.89	12.11
	SONAM KUENPHEN HIGHER SECONDARY SCHOOL	39	33	72	29	29	58	52.12	13.53	53.50	11.94	52.75	12.76
	DZONGKHAG SUMMARY	84	66	150	70	56	126	53.79	12.65	52.77	12.14	53.34	12.40
CHHUKHA	CHUKHA CENTRAL SCHOOL	52	35	87	49	29	78	57.63	11.67	54.17	14.04	56.24	12.71
	GEDU HIGHER SECONDARY SCHOOL	7	4	11	7	3	10	47.86	4.88	54.63	18.51	50.32	11.35
	PAKSHIKHA CENTRAL SCHOOL	32	44	76	30	39	69	59.30	10.43	56.01	10.24	57.40	10.38
DAGANA	DZONGKHAG SUMMARY	91	83	174	86	71	157	57.46	11.16	55.17	12.25	56.37	11.71
	DAGA HIGHER SECONDARY SCHOOL	46	52	98	44	47	91	55.72	10.23	54.03	10.13	54.82	10.16
	DRUKJEGANG HIGHER SECONDARY SCHOOL	19	28	47	9	10	19	38.68	10.39	40.27	12.44	39.63	11.56
GELEPHU THROMDE	DZONGKHAG SUMMARY	65	80	145	53	57	110	50.74	12.84	49.21	12.76	49.90	12.77
	GELEPHU HIGHER SECONDARY SCHOOL	42	32	74	40	27	67	54.88	10.21	51.42	9.30	53.39	9.91
	KUENDRUP HIGHER SECONDARY SCHOOL	185	100	285	140	77	217	47.52	11.62	48.09	12.50	47.72	11.92
HAA	LOSEL GYATSHO ACADEMY	62	69	131	41	48	89	46.33	12.49	49.28	13.51	47.89	13.07
	THROMDE SUMMARY	289	201	490	221	152	373	48.34	11.90	49.03	12.42	48.62	12.11
	GONGZIM UGYEN DORJI CENTRAL SCHOOL	29	28	57	23	17	40	49.71	10.04	44.21	11.86	47.01	11.22
LHUNTSE	JAMPEL HIGHER SECONDARY SCHOOL	74	87	161	61	74	135	51.14	14.52	53.78	12.45	52.56	13.46
	DZONGKHAG SUMMARY	103	115	218	84	91	175	50.73	13.38	51.45	12.93	51.11	13.12
	LHUENTSE HIGHER SECONDARY SCHOOL	34	50	84	32	46	78	54.03	9.15	54.61	10.73	54.38	10.07
MONGAR	DZONGKHAG SUMMARY	34	50	84	32	46	78	54.03	9.15	54.61	10.73	54.38	10.07
	GYELPOZHING CENTRAL SCHOOL	9	13	22	8	5	13	48.50	7.75	40.92	8.88	44.02	9.08



Pupil Performance Report **2018**

DZONGKHAG	SCHOOL	APPEARED			PASS			F		M		TOT	
		F	M	TOT	F	M	TOT	MEAN	SD	MEAN	SD	MEAN	SD
	MONGAR HIGHER SECONDARY SCHOOL	42	48	90	41	42	83	60.24	10.88	56.54	14.07	58.27	12.75
	SHERUB RELDRI HIGHER SECONDARY SCHOOL	77	58	135	53	40	93	46.73	13.26	46.36	11.04	46.57	12.31
	YADI HIGHER SECONDARY SCHOOL	31	27	58	31	27	58	60.11	12.19	58.69	9.35	59.45	10.89
	DZONGKHAG SUMMARY	159	146	305	133	114	247	53.01	13.81	51.50	13.15	52.29	13.50
PARO	DRUKGYEL CENTRAL SCHOOL	67	55	122	56	35	91	49.16	10.50	44.36	14.06	47.00	12.41
	KARMA ACADEMY	34	60	94	32	44	76	56.32	11.30	47.40	12.62	50.63	12.84
	SHARI HIGHER SECONDARY SCHOOL	47	45	92	40	33	73	48.42	9.88	45.10	10.35	46.79	10.19
	TENZIN HIGHER SECONDARY SCHOOL	43	48	91	31	31	62	46.22	10.21	44.57	11.91	45.35	11.11
	UTPAL HIGHER SECONDARY SCHOOL	96	47	143	45	13	58	39.22	12.84	36.47	10.22	38.32	12.07
	YOEZERLING HIGHER SECONDARY SCHOOL	100	84	184	54	48	102	40.62	12.05	42.52	12.79	41.49	12.39
	DZONGKHAG SUMMARY	387	339	726	258	204	462	44.70	12.63	43.48	12.56	44.13	12.61
PEMAGATSHEL	NANGKOR CENTRAL SCHOOL	37	33	70	32	28	60	49.72	8.53	54.44	13.07	51.94	11.08
	NGANGLAM HIGHER SECONDARY SCHOOL	17	26	43	13	16	29	46.09	8.32	45.64	10.81	45.81	9.80
	DZONGKHAG SUMMARY	54	59	113	45	44	89	48.57	8.55	50.56	12.81	49.61	10.98
PHUNTSHOLING THROMDE	NORBU ACADEMY	79	40	119	29	15	44	37.71	10.65	38.16	14.06	37.86	11.85
	PHUENTSHOLING HIGHER SECONDARY SCHOOL	16	21	37	15	18	33	54.06	9.61	49.41	9.80	51.42	9.86
	RELDRI HIGHER SECONDARY SCHOOL	32	35	67	19	14	33	42.22	12.55	38.93	13.65	40.50	13.14
	THROMDE SUMMARY	127	96	223	63	47	110	40.91	12.20	40.90	13.73	40.90	12.85
PUNAKHA	DASHIDING HIGHER SECONDARY SCHOOL	33	45	78	32	39	71	57.94	11.80	53.37	10.64	55.30	11.30
	PUNAKHA CENTRAL SCHOOL	41	31	72	40	28	68	60.24	8.85	53.81	10.82	57.47	10.20
	UGYEN ACADEMY HIGHER SECONDARY SCHOOL	49	34	83	49	33	82	67.94	10.35	63.94	9.69	66.30	10.22
	DZONGKHAG SUMMARY	123	110	233	121	100	221	62.69	11.12	56.76	11.39	59.89	11.61
SAMDRUP JONGKHAR	KARMALING HIGHER SECONDARY SCHOOL	17	20	37	14	19	33	49.09	10.07	51.85	10.97	50.58	10.51
	ORONG HIGHER SECONDARY SCHOOL	34	35	69	29	22	51	50.15	10.04	43.79	11.27	46.92	11.07
	DZONGKHAG SUMMARY	51	55	106	43	41	84	49.79	9.96	46.72	11.73	48.20	10.97
SAMDRUP JONGKHAR THROMDE	DUNGSAM ACADEMY	42	37	79	29	24	53	46.06	12.81	42.93	13.50	44.60	13.15
	THROMDE SUMMARY	42	37	79	29	24	53	46.06	12.81	42.93	13.50	44.60	13.15
SAMTSE	PELJORLING HIGHER SECONDARY SCHOOL	15	19	34	12	15	27	48.57	10.71	48.34	9.70	48.44	10.00
	SAMTSE HIGHER SECONDARY SCHOOL	27	23	50	22	17	39	49.52	10.51	46.65	15.18	48.20	12.82
	TENDRUK CENTRAL SCHOOL	20	11	31	17	8	25	48.88	10.01	44.77	9.74	47.42	9.95
	DZONGKHAG SUMMARY	62	53	115	51	40	91	49.08	10.24	46.87	12.25	48.06	11.21
SARPANG	SARPANG CENTRAL SCHOOL	41	51	92	35	39	74	51.54	11.15	49.37	10.61	50.34	10.85
	DZONGKHAG SUMMARY	41	51	92	35	39	74	51.54	11.15	49.37	10.61	50.34	10.85
THIM-THROM	DECHHENCHOELING HIGHER SECONDARY SCHOOL	35	36	71	27	19	46	44.64	8.64	41.24	11.15	42.92	10.07
	ELC HIGH SCHOOL	4	16	20	2	4	6	40.63	3.35	33.88	8.92	35.23	8.50
	KELKI HIGHER SECONDARY SCHOOL	191	134	325	140	104	244	48.66	12.32	49.94	11.39	49.19	11.95
	MOTITHANG HIGHER SECONDARY SCHOOL	104	78	182	99	65	164	55.18	10.51	51.19	10.06	53.47	10.48
	NIMA HIGHER SECONDARY SCHOOL	142	92	234	104	73	177	47.77	12.98	49.77	13.19	48.56	13.07
	PELKHIL SCHOOL	123	104	227	95	82	177	48.00	11.41	48.55	11.29	48.25	11.33
	RINCHEN HIGHER SECONDARY SCHOOL	131	89	220	95	61	156	47.12	11.94	47.56	11.98	47.30	11.93

DZONGKHAG	SCHOOL	APPEARED			PASS			F		M		TOT	
		F	M	TOT	F	M	TOT	MEAN	SD	MEAN	SD	MEAN	SD
	YANGCHENPHUG HIGHER SECONDARY SCHOOL	137	90	227	113	68	181	50.42	11.34	47.16	11.91	49.13	11.65
	THROMDE SUMMARY	867	639	1506	675	476	1151	49.05	11.99	48.23	11.96	48.70	11.98
THIMPHU	DESI HIGHER SECONDARY SCHOOL	25	17	42	22	11	33	48.82	9.80	45.65	13.61	47.54	11.44
	WANGBAMA CENTRAL SCHOOL	29	29	58	21	19	40	46.50	8.60	46.95	12.55	46.72	10.66
	DZONGKHAG SUMMARY	54	46	100	43	30	73	47.57	9.16	46.47	12.81	47.07	10.95
TRASHIGANG	JAMPELING HIGHER SECONDARY SCHOOL	35	41	76	32	40	72	54.09	11.93	55.38	9.79	54.78	10.77
	JIGME SHERUBLING CENTRAL SCHOOL	12	15	27	12	12	24	54.04	7.74	52.50	12.93	53.19	10.77
	RANGJUNG CENTRAL SCHOOL	34	28	62	34	26	60	62.27	10.11	55.38	11.22	59.15	11.09
	TRASHITSE HIGHER SECONDARY SCHOOL	35	33	68	29	21	50	51.46	12.27	46.23	12.16	48.92	12.41
	DZONGKHAG SUMMARY	116	117	233	107	99	206	55.69	11.87	52.43	11.81	54.05	11.92
TRASHIYANGTSE	BAYLING CENTRAL SCHOOL	45	27	72	42	22	64	53.10	9.41	52.48	12.08	52.87	10.41
	DZONGKHAG SUMMARY	45	27	72	42	22	64	53.10	9.41	52.48	12.08	52.87	10.41
TRONGSA	SHERUBLING CENTRAL SCHOOL	39	41	80	35	34	69	53.55	11.23	50.04	12.55	51.75	11.99
	DZONGKHAG SUMMARY	39	41	80	35	34	69	53.55	11.23	50.04	12.55	51.75	11.99
TSIRANG	DAMPHU CENTRAL SCHOOL	94	79	173	91	65	156	59.57	12.03	52.91	13.72	56.53	13.22
	DZONGKHAG SUMMARY	94	79	173	91	65	156	59.57	12.03	52.91	13.72	56.53	13.22
WANGDUE PHODRANG	BAJOTHANG HIGHER SECONDARY SCHOOL	27	26	53	25	23	48	51.59	10.60	53.77	13.40	52.66	11.99
	GASELO CENTRAL SCHOOL	25	21	46	18	13	31	49.00	13.02	43.69	10.85	46.58	12.24
	DZONGKHAG SUMMARY	52	47	99	43	36	79	50.35	11.78	49.27	13.21	49.83	12.42
ZHEMGANG	ZHEMGANG CENTRAL SCHOOL	44	47	91	43	43	86	55.68	8.57	55.40	10.83	55.54	9.75
	DZONGKHAG SUMMARY	44	47	91	43	43	86	55.68	8.57	55.40	10.83	55.54	9.75
	OVERALL	3023	2584	5607	2403	1931	4334	50.17	12.78	49.04	12.89	49.65	12.84

BUSINESS MATHEMATICS

DZONGKHAG	SCHOOL	APPEARED			PASS			F		M		TOT	
		F	M	TOT	F	M	TOT	MEAN	SD	MEAN	SD	MEAN	SD
BUMTHANG	JAKAR HIGHER SECONDARY SCHOOL	18	29	47	13	21	34	51.36	17.01	52.55	19.74	52.10	18.56
	SONAM KUENPHEN HIGHER SECONDARY SCHOOL	23	27	50	19	19	38	54.17	15.64	48.93	15.61	51.34	15.69
	DZONGKHAG SUMMARY	41	56	97	32	40	72	52.94	16.11	50.80	17.80	51.71	17.05
CHHUKHA	CHHUKHA CENTRAL SCHOOL	43	28	71	26	14	40	43.08	14.24	45.21	22.08	43.92	17.63
	GEDU HIGHER SECONDARY SCHOOL	9	10	19	7	5	12	44.17	9.80	42.10	13.75	43.08	11.76
	PAKSHIKHA CENTRAL SCHOOL	28	29	57	9	12	21	32.32	14.44	40.50	14.41	36.48	14.88
	DZONGKHAG SUMMARY	80	67	147	42	31	73	39.44	14.71	42.71	17.84	40.93	16.24
DAGANA	DAGA HIGHER SECONDARY SCHOOL	14	16	30	9	11	20	46.89	13.55	45.06	10.17	45.92	11.69
	DRUKJEGANG HIGHER SECONDARY SCHOOL	10	16	26	3	10	13	31.55	11.11	39.06	14.76	36.17	13.75
	DZONGKHAG SUMMARY	24	32	56	12	21	33	40.50	14.55	42.06	12.84	41.39	13.49
GELEPHU THROMDE	GELEPHU HIGHER SECONDARY SCHOOL	57	52	109	28	25	53	39.73	18.43	40.97	13.66	40.32	16.27
	KUENDRUP HIGHER SECONDARY SCHOOL	86	55	141	48	37	85	42.69	15.66	48.34	18.22	44.89	16.87
	LOSEL GYATSHO ACADEMY	56	56	112	43	50	93	52.53	16.60	59.05	15.78	55.79	16.45
	THROMDE SUMMARY	199	163	362	119	112	231	44.61	17.44	49.67	17.59	46.89	17.66
HAA	GONGZIM UGYEN DORJI CENTRAL SCHOOL	19	28	47	9	13	22	41.16	15.40	39.59	17.45	40.22	16.49
	JAMPEL HIGHER SECONDARY SCHOOL	58	75	133	44	57	101	48.82	14.27	54.89	18.04	52.24	16.72
	DZONGKHAG SUMMARY	77	103	180	53	70	123	46.93	14.83	50.73	19.06	49.10	17.44
LHUNTSE	LHUNTSE HIGHER SECONDARY SCHOOL	22	26	48	20	26	46	60.52	12.73	61.69	12.20	61.16	12.33
	DZONGKHAG SUMMARY	22	26	48	20	26	46	60.52	12.73	61.69	12.20	61.16	12.33



Pupil Performance Report 2018

DZONGKHAG	SCHOOL	APPEARED			PASS			F		M		TOT	
		F	M	TOT	F	M	TOT	MEAN	SD	MEAN	SD	MEAN	SD
MONGAR	GYELPOZHING CENTRAL SCHOOL	9	13	22	6	12	18	46.33	16.47	56.00	12.49	52.05	14.70
	MONGAR HIGHER SECONDARY SCHOOL	25	37	62	16	28	44	48.26	15.42	56.19	18.95	52.99	17.91
	SHERUB RELDRI HIGHER SECONDARY SCHOOL	42	38	80	22	25	47	41.23	12.82	46.63	15.18	43.79	14.16
	YADI HIGHER SECONDARY SCHOOL	6	6	12	4	5	9	45.50	16.25	49.00	10.98	47.25	13.35
	DZONGKHAG SUMMARY	82	94	176	48	70	118	44.24	14.39	51.84	16.70	48.30	16.08
PARO	DRUKGYEL CENTRAL SCHOOL	67	55	122	40	29	69	44.83	15.52	42.62	14.86	43.83	15.21
	KARMA ACADEMY	27	46	73	26	44	70	58.13	12.43	57.39	13.09	57.66	12.77
	SHARI HIGHER SECONDARY SCHOOL	26	30	56	8	5	13	34.00	12.95	33.10	13.70	33.52	13.24
	TENZIN HIGHER SECONDARY SCHOOL	25	34	59	21	26	47	55.30	13.95	53.96	17.49	54.53	15.97
	UTPAL HIGHER SECONDARY SCHOOL	58	41	99	51	31	82	55.33	13.86	50.34	12.24	53.26	13.38
	YOEZERLING HIGHER SECONDARY SCHOOL	53	48	101	25	18	43	40.14	16.06	39.01	17.00	39.60	16.44
	DZONGKHAG SUMMARY	256	254	510	171	153	324	47.56	16.49	46.25	16.82	46.91	16.65
PEMAGATSHEL	NANGKOR CENTRAL SCHOOL	28	29	57	26	26	52	55.66	11.78	59.12	14.70	57.42	13.34
	NGANGLAM HIGHER SECONDARY SCHOOL	5	5	10	2	3	5	39.60	15.77	40.80	16.85	40.20	15.40
	DZONGKHAG SUMMARY	33	34	67	28	29	57	53.23	13.51	56.43	16.16	54.85	14.89
PHUNTSHOLING THROMDE	NORBU ACADEMY	58	42	100	34	25	59	46.84	17.51	49.77	19.08	48.07	18.15
	PHUENTSHOLING HIGHER SECONDARY SCHOOL	39	35	74	39	31	70	56.12	9.06	54.07	11.40	55.15	10.21
	RELDRI HIGHER SECONDARY SCHOOL	24	25	49	13	11	24	45.00	15.21	41.94	20.86	43.44	18.19
	THROMDE SUMMARY	121	102	223	86	67	153	49.46	15.41	49.33	17.79	49.40	16.50
PUNAKHA	DASHIDING HIGHER SECONDARY SCHOOL	29	39	68	10	21	31	37.50	13.16	41.36	11.55	39.71	12.32
	PUNAKHA CENTRAL SCHOOL	32	40	72	21	22	43	48.28	15.42	47.00	15.46	47.57	15.35
	UGYEN ACADEMY HIGHER SECONDARY SCHOOL	86	91	177	80	88	168	62.41	14.49	67.04	13.03	64.79	13.92
	DZONGKHAG SUMMARY	147	170	317	111	131	242	54.42	17.57	56.44	17.60	55.50	17.59
SAMDRUP JONGKHAR	KARMALING HIGHER SECONDARY SCHOOL	17	24	41	11	18	29	46.91	10.99	48.13	13.55	47.62	12.42
	ORONG HIGHER SECONDARY SCHOOL	25	19	44	9	7	16	37.96	12.41	37.16	11.79	37.61	12.02
	DZONGKHAG SUMMARY	42	43	85	20	25	45	41.58	12.54	43.28	13.80	42.44	13.14
SAMDRUP JONGKHAR THROMDE	DUNGSAM ACADEMY	22	13	35	12	10	22	43.21	11.10	51.85	14.33	46.41	12.90
	THROMDE SUMMARY	22	13	35	12	10	22	43.21	11.10	51.85	14.33	46.41	12.90
SAMTSE	PELJORLING HIGHER SECONDARY SCHOOL	4	7	11	1	4	5	39.50	9.53	43.29	8.96	41.91	8.89
	SAMTSE HIGHER SECONDARY SCHOOL	18	18	36	12	8	20	43.53	11.22	41.64	20.70	42.58	16.44
	TENDRUK CENTRAL SCHOOL	20	26	46	6	15	21	35.68	16.15	43.50	15.58	40.10	16.13
	DZONGKHAG SUMMARY	42	51	93	19	27	46	39.41	13.93	42.81	16.66	41.27	15.50
SARPANG	SARPANG CENTRAL SCHOOL	29	28	57	27	18	45	53.16	9.84	47.93	14.82	50.59	12.70
	DZONGKHAG SUMMARY	29	28	57	27	18	45	53.16	9.84	47.93	14.82	50.59	12.70
THIM-THROM	DECHHENCHOELING HIGHER SECONDARY SCHOOL	29	34	63	4	10	14	27.69	10.31	33.28	12.77	30.71	11.94
	ELC HIGH SCHOOL	2	8	10	2	1	3	42.75	1.06	29.94	7.69	32.50	8.68
	KELKI HIGHER SECONDARY SCHOOL	125	98	223	90	68	158	49.23	15.86	48.78	17.40	49.03	16.52
	MOTITHANG HIGHER SECONDARY SCHOOL	88	73	161	41	39	80	41.19	18.33	43.60	17.35	42.28	17.88
	NIMA HIGHER SECONDARY SCHOOL	107	83	190	54	56	110	43.98	17.61	45.60	17.14	44.68	17.38
	PELKHIL SCHOOL	77	71	148	43	42	85	41.58	14.64	44.46	16.05	42.96	15.35
	RINCHEN HIGHER SECONDARY SCHOOL	93	77	170	61	53	114	46.92	15.21	49.83	16.15	48.24	15.67

DZONGKHAG	SCHOOL	APPEARED			PASS			F		M		TOT	
		F	M	TOT	F	M	TOT	MEAN	SD	MEAN	SD	MEAN	SD
	YANGCHENPHUG HIGHER SECONDARY SCHOOL	116	100	216	80	80	160	46.24	14.89	50.18	14.40	48.06	14.76
	THROMDE SUMMARY	637	544	1181	375	349	724	44.43	16.49	46.19	16.68	45.24	16.59
THIMPHU	DESI HIGHER SECONDARY SCHOOL	15	21	36	13	18	31	47.65	24.46	55.25	19.66	51.94	21.92
	WANGBAMA CENTRAL SCHOOL	18	19	37	11	14	25	43.19	14.76	49.47	13.08	46.42	14.09
	DZONGKHAG SUMMARY	33	40	73	24	32	56	45.36	19.89	52.57	16.98	49.25	18.61
TRASHIGANG	JAMPELING HIGHER SECONDARY SCHOOL	36	18	54	17	14	31	39.67	13.78	47.28	16.90	42.20	15.17
	JIGME SHERUBLING CENTRAL SCHOOL	4	4	8	3	2	5	48.13	13.26	53.63	25.81	50.88	19.22
	RANGJUNG CENTRAL SCHOOL	22	23	45	13	8	21	44.36	14.94	38.65	12.46	41.44	13.87
	TRASHITSE HIGHER SECONDARY SCHOOL	24	28	52	23	27	50	54.96	12.00	59.04	12.15	57.15	12.14
	DZONGKHAG SUMMARY	86	73	159	56	51	107	45.53	14.79	49.42	16.53	47.31	15.68
TRASHIYANGTSE	BAYLING CENTRAL SCHOOL	32	19	51	23	14	37	46.23	12.31	48.18	12.12	46.96	12.16
	DZONGKHAG SUMMARY	32	19	51	23	14	37	46.23	12.31	48.18	12.12	46.96	12.16
TRONGSA	SHERUBLING CENTRAL SCHOOL	18	26	44	7	7	14	37.72	14.68	33.85	13.90	35.43	14.19
	DZONGKHAG SUMMARY	18	26	44	7	7	14	37.72	14.68	33.85	13.90	35.43	14.19
TSIRANG	DAMPHU CENTRAL SCHOOL	44	38	82	22	20	42	41.30	16.92	45.72	19.04	43.35	17.96
	DZONGKHAG SUMMARY	44	38	82	22	20	42	41.30	16.92	45.72	19.04	43.35	17.96
WANGDUE PHODRANG	BAJOTHANG HIGHER SECONDARY SCHOOL	14	14	28	4	9	13	39.86	17.03	52.64	23.63	46.25	21.23
	GASELO CENTRAL SCHOOL	25	31	56	22	22	44	55.18	14.49	51.97	17.32	53.40	16.06
	DZONGKHAG SUMMARY	39	45	84	26	31	57	49.68	16.95	52.18	19.22	51.02	18.14
ZHEMGANG	ZHEMGANG CENTRAL SCHOOL	21	25	46	19	23	42	54.26	11.50	60.24	10.40	57.51	11.21
	DZONGKHAG SUMMARY	21	25	46	19	23	42	54.26	11.50	60.24	10.40	57.51	11.21
	OVERALL	2127	2046	4173	1352	1357	2709	46.23	16.41	48.60	17.38	47.39	16.93

MEDIA STUDIES

DZONGKHAG	SCHOOL	APPEARED			PASS			F		M		TOT	
		F	M	TOT	F	M	TOT	MEAN	SD	MEAN	SD	MEAN	SD
CHHUKHA	CHUKHA CENTRAL SCHOOL	17	26	43	17	26	43	79.04	4.29	74.89	4.02	76.53	4.57
	GEDU HIGHER SECONDARY SCHOOL	3	8	11	3	8	11	62.08	7.14	66.47	5.67	65.27	6.07
	DZONGKHAG SUMMARY	20	34	54	20	34	54	76.50	7.71	72.91	5.68	74.24	6.67
DAGANA	DAGA HIGHER SECONDARY SCHOOL	15	18	33	15	18	33	73.20	5.09	68.14	3.55	70.44	4.96
	DRUKJEGANG HIGHER SECONDARY SCHOOL	11	13	24	11	13	24	71.93	5.09	71.56	6.24	71.73	5.62
	DZONGKHAG SUMMARY	26	31	57	26	31	57	72.66	5.02	69.57	5.06	70.98	5.24
GELEPHU THROMDE	GELEPHU HIGHER SECONDARY SCHOOL	12		12	12		12	73.40	7.01			73.40	7.01
	KUENDRUP HIGHER SECONDARY SCHOOL	6	2	8	6	2	8	64.63	3.13	69.00	9.55	65.72	4.91
	LOSEL GYATSHO ACADEMY	8	8	16	8	8	16	72.19	3.18	67.19	6.54	69.69	5.60
	THROMDE SUMMARY	26	10	36	26	10	36	71.00	6.28	67.55	6.63	70.04	6.47
HAA	GONGZIM UGYEN DORJI CENTRAL SCHOOL	14	13	27	14	13	27	69.93	3.77	67.35	4.26	68.69	4.15
	JAMPEL HIGHER SECONDARY SCHOOL	6	4	10	6	4	10	69.58	2.42	70.06	10.02	69.78	6.06
	DZONGKHAG SUMMARY	20	17	37	20	17	37	69.83	3.36	67.99	5.81	68.98	4.67
MONGAR	GYELPOZHING CENTRAL SCHOOL	19	17	36	19	17	36	73.99	5.24	74.26	5.46	74.12	5.27
	MONGAR HIGHER SECONDARY SCHOOL	4	11	15	4	11	15	71.13	2.62	71.80	5.24	71.62	4.60
	SHERUB RELDRI HIGHER SECONDARY SCHOOL	13	17	30	13	17	30	65.90	4.93	64.50	5.33	65.11	5.12
	YADI HIGHER SECONDARY SCHOOL	26	17	43	26	17	43	72.92	5.19	71.06	3.95	72.19	4.78
	DZONGKHAG SUMMARY	62	62	124	62	62	124	71.66	5.81	70.27	6.18	70.97	6.01
PARO	KARMA ACADEMY	2	7	9	2	7	9	69.88	13.26	72.79	4.98	72.14	6.50



Pupil Performance Report 2018

DZONGKHAG	SCHOOL	APPEARED			PASS			F		M		TOT	
		F	M	TOT	F	M	TOT	MEAN	SD	MEAN	SD	MEAN	SD
	TENZIN HIGHER SECONDARY SCHOOL	1	1	2	1	1	2	62.00	.	68.00	.	65.00	4.24
	DZONGKHAG SUMMARY	3	8	11	3	8	11	67.25	10.42	72.19	4.91	70.84	6.63
PEMAGATSHEL	NANGKOR CENTRAL SCHOOL	5	4	9	5	4	9	66.40	4.09	68.63	0.75	67.39	3.15
	NGANGLAM HIGHER SECONDARY SCHOOL	10	11	21	10	11	21	69.78	3.50	69.57	4.12	69.67	3.74
	DZONGKHAG SUMMARY	15	15	30	15	15	30	68.65	3.92	69.32	3.52	68.98	3.68
PHUNTSHOLING THROMDE	NORBU ACADEMY	4	2	6	4	2	6	64.31	2.88	59.75	4.95	62.79	3.93
	PHUENTSHOLING HIGHER SECONDARY SCHOOL	21	14	35	21	14	35	69.36	4.53	65.48	4.90	67.81	5.00
	THROMDE SUMMARY	25	16	41	25	16	41	68.55	4.66	64.77	5.13	67.07	5.13
PUNAKHA	PUNAKHA CENTRAL SCHOOL	23	7	30	23	7	30	73.40	4.44	68.96	5.13	72.37	4.90
	UGYEN ACADEMY HIGHER SECONDARY SCHOOL	18	12	30	18	12	30	75.35	3.72	70.46	5.67	73.39	5.12
	DZONGKHAG SUMMARY	41	19	60	41	19	60	74.26	4.20	69.91	5.38	72.88	5.00
SAMDRUP JONGKHAR	KARMALING HIGHER SECONDARY SCHOOL	16	11	27	16	11	27	72.84	3.41	72.00	5.34	72.50	4.23
	DZONGKHAG SUMMARY	16	11	27	16	11	27	72.84	3.41	72.00	5.34	72.50	4.23
SAMDRUP JONGKHAR THROMDE	DUNGSAM ACADEMY	2	3	5	2	3	5	73.38	1.24	69.42	4.23	71.00	3.75
	THROMDE SUMMARY	2	3	5	2	3	5	73.38	1.24	69.42	4.23	71.00	3.75
SAMTSE	PELJORLING HIGHER SECONDARY SCHOOL	8	3	11	8	3	11	72.63	4.93	74.17	0.52	73.05	4.20
	SAMTSE HIGHER SECONDARY SCHOOL	11	13	24	11	13	24	67.43	7.88	65.23	6.76	66.24	7.22
	TENDRUK CENTRAL SCHOOL	0	6	6		6	6			66.79	5.63	66.79	5.63
	DZONGKHAG SUMMARY	19	22	41	19	22	41	69.62	7.13	66.88	6.55	68.15	6.88
SARPANG	SARPANG CENTRAL SCHOOL	10	2	12	10	2	12	72.28	3.62	74.88	3.01	72.71	3.54
	DZONGKHAG SUMMARY	10	2	12	10	2	12	72.28	3.62	74.88	3.01	72.71	3.54
THIM-THROM	ELC HIGH SCHOOL	5	23	28	5	23	28	74.00	4.46	69.30	3.40	70.14	3.96
	PELKHIL SCHOOL	4	2	6	4	2	6	66.69	5.31	69.25	2.83	67.54	4.50
	YANGCHENPHUG HIGHER SECONDARY SCHOOL	28	13	41	28	13	41	77.13	5.53	71.62	3.91	75.38	5.66
	THROMDE SUMMARY	37	38	75	37	38	75	75.57	6.21	70.09	3.64	72.80	5.74
THIMPHU	DESI HIGHER SECONDARY SCHOOL	1	1	2	1	1	2	67.75	.	64.25	.	66.00	2.47
	DZONGKHAG SUMMARY	1	1	2	1	1	2	67.75	.	64.25	.	66.00	2.47
TRASHIGANG	JIGME SHERUBLING CENTRAL SCHOOL	9	7	16	9	7	16	73.64	4.96	73.96	2.53	73.78	3.96
	RANGJUNG CENTRAL SCHOOL	14	6	20	14	6	20	71.70	4.14	71.33	5.33	71.59	4.39
	TRASHITSE HIGHER SECONDARY SCHOOL	17	6	23	17	6	23	68.59	4.57	70.46	3.47	69.08	4.32
	DZONGKHAG SUMMARY	40	19	59	40	19	59	70.81	4.86	72.03	3.98	71.20	4.59
TRASHIYANGTSE	BAYLING CENTRAL SCHOOL	14	4	18	14	4	18	75.93	4.20	74.19	2.48	75.54	3.89
	DZONGKHAG SUMMARY	14	4	18	14	4	18	75.93	4.20	74.19	2.48	75.54	3.89
TRONGSA	SHERUBLING CENTRAL SCHOOL	15	5	20	15	5	20	71.25	4.26	69.35	2.96	70.78	3.99
	DZONGKHAG SUMMARY	15	5	20	15	5	20	71.25	4.26	69.35	2.96	70.78	3.99
TSIRANG	DAMPHU CENTRAL SCHOOL	26	18	44	26	18	44	76.46	3.11	74.97	4.57	75.85	3.80
	DZONGKHAG SUMMARY	26	18	44	26	18	44	76.46	3.11	74.97	4.57	75.85	3.80
WANGDUE PHODRANG	GASELO CENTRAL SCHOOL	11	10	21	11	10	21	70.95	6.15	69.00	5.53	70.02	5.80
	DZONGKHAG SUMMARY	11	10	21	11	10	21	70.95	6.15	69.00	5.53	70.02	5.80
ZHEMGANG	ZHEMGANG CENTRAL SCHOOL	20	8	28	20	8	28	72.45	4.18	67.47	5.03	71.03	4.91
	DZONGKHAG SUMMARY	20	8	28	20	8	28	72.45	4.18	67.47	5.03	71.03	4.91
	OVERALL	472	365	837	472	365	837	72.40	5.58	70.17	5.64	71.43	5.71

COMPUTER STUDIES

DZONGKHAG	SCHOOL	APPEARED			PASS			F		M		TOT	
		F	M	TOT	F	M	TOT	MEAN	SD	MEAN	SD	MEAN	SD
BUMTHANG	SONAM KUENPHEN HIGHER SECONDARY SCHOOL	5	9	14	4	9	13	58.65	11.80	61.28	9.00	60.34	9.72
	DZONGKHAG SUMMARY	5	9	14	4	9	13	58.65	11.80	61.28	9.00	60.34	9.72
GELEPHU THROMDE	KUENDRUP HIGHER SECONDARY SCHOOL	8	6	14	7	5	12	57.13	9.67	54.38	17.82	55.95	13.21
	LOSEL GYATSHO ACADEMY	20	13	33	15	11	26	48.19	14.08	54.27	13.54	50.58	13.99
	THROMDE SUMMARY	28	19	47	22	16	38	50.74	13.44	54.30	14.51	52.18	13.84
HAA	GONGZIM UGYEN DORJI CENTRAL SCHOOL	4	4	8	3	1	4	43.44	11.66	31.38	11.63	37.41	12.56
	JAMPHEL HIGHER SECONDARY SCHOOL	3	14	17	3	14	17	59.33	12.01	63.64	15.75	62.88	14.92
	DZONGKHAG SUMMARY	7	18	25	6	15	21	50.25	13.72	56.47	20.10	54.73	18.48
MONGAR	SHERUB RELDRI HIGHER SECONDARY SCHOOL	4	11	15	4	8	12	56.94	3.65	53.00	15.52	54.05	13.35
	DZONGKHAG SUMMARY	4	11	15	4	8	12	56.94	3.65	53.00	15.52	54.05	13.35
PARO	KARMA ACADEMY	5	4	9	5	3	8	67.50	20.51	61.94	17.32	65.03	18.21
	TENZIN HIGHER SECONDARY SCHOOL	8	9	17	8	6	14	57.00	10.60	43.61	7.31	49.91	11.11
	UTPAL HIGHER SECONDARY SCHOOL	23	30	53	13	28	41	44.74	10.02	57.00	12.72	51.68	13.05
	YOEZERLING HIGHER SECONDARY SCHOOL	7	12	19	7	11	18	61.96	12.65	54.48	9.61	57.24	11.11
	DZONGKHAG SUMMARY	43	55	98	33	48	81	52.47	14.59	54.62	12.55	53.68	13.45
PHUNTSOLING THROMDE	NORBU ACADEMY	25	19	44	7	9	16	33.06	9.52	37.47	11.92	34.97	10.72
	RELDRI HIGHER SECONDARY SCHOOL	5	9	14	2	4	6	37.60	11.80	40.44	11.65	39.43	11.33
	THROMDE SUMMARY	30	28	58	9	13	22	33.82	9.86	38.43	11.70	36.04	10.94
PUNAKHA	UGYEN ACADEMY HIGHER SECONDARY SCHOOL	17	16	33	17	16	33	69.63	11.75	79.94	9.16	74.63	11.65
	DZONGKHAG SUMMARY	17	16	33	17	16	33	69.63	11.75	79.94	9.16	74.63	11.65
SAMTSE	SAMTSE HIGHER SECONDARY SCHOOL	2	8	10	2	7	9	79.25	2.12	71.00	19.93	72.65	17.93
	DZONGKHAG SUMMARY	2	8	10	2	7	9	79.25	2.12	71.00	19.93	72.65	17.93
THIM-THROM	DECHHENCHOELING HIGHER SECONDARY SCHOOL		2	2		2	2			75.75	2.12	75.75	2.12
	ELC HIGH SCHOOL	2	7	9	0	3	3	31.13	12.20	37.79	12.42	36.31	11.95
	KELKI HIGHER SECONDARY SCHOOL	9	14	23	4	12	16	38.72	8.35	56.11	13.00	49.30	14.16
	MOTITHANG HIGHER SECONDARY SCHOOL	13	9	22	12	9	21	58.98	14.14	60.86	10.71	59.75	12.60
	NIMA HIGHER SECONDARY SCHOOL	8	14	22	3	13	16	35.78	17.36	54.55	10.80	47.73	16.07
	PELKHIL SCHOOL	13	23	36	9	17	26	42.63	13.32	50.04	18.70	47.37	17.14
	RINCHEN HIGHER SECONDARY SCHOOL	14	18	32	6	6	12	39.89	8.65	35.92	11.64	37.66	10.48
	THROMDE SUMMARY	59	87	146	34	62	96	43.67	14.75	49.55	16.48	47.17	16.01
THIMPHU	DESI HIGHER SECONDARY SCHOOL		4	4		4	4			67.50	14.20	67.50	14.20
	DZONGKHAG SUMMARY		4	4		4	4			67.50	14.20	67.50	14.20
WANGDUE PHODRANG	GASELO CENTRAL SCHOOL	1	3	4	1	3	4	61.50	.	65.33	6.25	64.38	5.45
	DZONGKHAG SUMMARY	1	3	4	1	3	4	61.50	.	65.33	6.25	64.38	5.45
	OVERALL	196	258	454	132	201	333	48.70	16.38	53.82	17.35	51.61	17.11



RIGZHUNG

DZONGKHAG	SCHOOL	APPEARED			PASS			F		M		TOT	
		F	M	TOT	F	M	TOT	MEAN	SD	MEAN	SD	MEAN	SD
BUMTHANG	JAKAR HIGHER SECONDARY SCHOOL	13	7	20	13	7	20	72.85	6.82	76.64	7.84	74.18	7.23
	SONAM KUENPHEN HIGHER SECONDARY SCHOOL	19	12	31	18	12	30	55.84	11.08	57.46	13.60	56.47	11.92
	DZONGKHAG SUMMARY	32	19	51	31	19	50	62.75	12.70	64.53	14.96	63.41	13.47
CHHUKHA	CHUKHA CENTRAL SCHOOL	1	0	1	1		1	64.00	.			64.00	.
	PAKSHIKHA CENTRAL SCHOOL	3	6	9	3	6	9	66.33	7.29	67.67	10.73	67.22	9.25
	DZONGKHAG SUMMARY	4	6	10	4	6	10	65.75	6.06	67.67	10.73	66.90	8.78
DAGANA	DAGA HIGHER SECONDARY SCHOOL	10	6	16	10	6	16	80.10	6.64	85.67	4.92	82.19	6.50
	DZONGKHAG SUMMARY	10	6	16	10	6	16	80.10	6.64	85.67	4.92	82.19	6.50
GELEPHU THROMDE	KUENDRUP HIGHER SECONDARY SCHOOL	24	5	29	24	5	29	64.90	8.44	70.70	5.94	65.90	8.28
	LOSEL GYATSHO ACADEMY	11	1	12	11	1	12	61.27	9.78	79.50	.	62.79	10.71
	THROMDE SUMMARY	35	6	41	35	6	41	63.76	8.90	72.17	6.42	64.99	9.03
HAA	GONGZIM UGYEN DORJI CENTRAL SCHOOL	7	3	10	7	3	10	82.43	7.88	83.33	7.69	82.70	7.39
	JAMPEL HIGHER SECONDARY SCHOOL	17	9	26	17	9	26	72.94	10.40	68.44	11.24	71.39	10.70
	DZONGKHAG SUMMARY	24	12	36	24	12	36	75.71	10.53	72.17	12.17	74.53	11.05
LHUNTSE	LHUENTSE HIGHER SECONDARY SCHOOL	0	8	8		8	8			80.06	5.53	80.06	5.53
	DZONGKHAG SUMMARY	0	8	8		8	8			80.06	5.53	80.06	5.53
MONGAR	GYELPOZHING CENTRAL SCHOOL	10	11	21	10	11	21	69.00	4.71	74.18	4.73	71.71	5.31
	MONGAR HIGHER SECONDARY SCHOOL	7	16	23	7	16	23	65.00	6.54	68.63	7.82	67.52	7.50
	SHERUB RELDRI HIGHER SECONDARY SCHOOL	14	7	21	14	7	21	71.36	6.70	68.79	6.93	70.50	6.72
	YADI HIGHER SECONDARY SCHOOL	8		8	8		8	71.81	12.43			71.81	12.43
	DZONGKHAG SUMMARY	39	34	73	39	34	73	69.71	7.87	70.46	7.08	70.06	7.47
PARO	KARMA ACADEMY	13	6	19	13	6	19	65.58	7.18	67.25	7.42	66.11	7.10
	TENZIN HIGHER SECONDARY SCHOOL	7	6	13	7	6	13	62.29	8.41	64.50	11.02	63.31	9.34
	UTPAL HIGHER SECONDARY SCHOOL	15	18	33	15	18	33	65.70	6.73	64.50	9.74	65.05	8.40
	DZONGKHAG SUMMARY	35	30	65	35	30	65	64.97	7.16	65.05	9.35	65.01	8.17
PHUNTSHOLING THROMDE	NORBU ACADEMY	14	1	15	14	1	15	58.82	9.23	65.00	.	59.23	9.03
	RELDRI HIGHER SECONDARY SCHOOL	12	5	17	12	5	17	70.83	7.85	68.60	6.57	70.18	7.37
	THROMDE SUMMARY	26	6	32	26	6	32	64.37	10.42	68.00	6.06	65.05	9.78
PUNAKHA	DASHIDING HIGHER SECONDARY SCHOOL	13	16	29	13	16	29	70.15	5.17	76.22	8.99	73.50	8.01
	PUNAKHA CENTRAL SCHOOL	21	14	35	21	14	35	71.26	10.47	72.61	8.18	71.80	9.51
	UGYEN ACADEMY HIGHER SECONDARY SCHOOL	20	17	37	20	17	37	72.35	9.09	66.82	9.89	69.81	9.74
	DZONGKHAG SUMMARY	54	47	101	54	47	101	71.40	8.82	71.75	9.77	71.56	9.23
SAMDRUP JONGKHAR THROMDE	DUNGSAM ACADEMY	9	7	16	9	7	16	72.50	6.62	73.93	8.91	73.13	7.46
	THROMDE SUMMARY	9	7	16	9	7	16	72.50	6.62	73.93	8.91	73.13	7.46
SAMTSE	PELJORLING HIGHER SECONDARY SCHOOL	3		3	3		3	70.17	3.33			70.17	3.33
	DZONGKHAG SUMMARY	3		3	3		3	70.17	3.33			70.17	3.33
THIM-THROM	KELKI HIGHER SECONDARY SCHOOL	48	25	73	48	25	73	60.99	11.99	65.76	10.97	62.62	11.79
	MOTITHANG HIGHER SECONDARY SCHOOL	7	8	15	7	8	15	66.07	9.38	73.25	4.82	69.90	7.94

DZONGKHAG	SCHOOL	APPEARED			PASS			F		M		TOT	
		F	M	TOT	F	M	TOT	MEAN	SD	MEAN	SD	MEAN	SD
	NIMA HIGHER SECONDARY SCHOOL	36	19	55	36	19	55	72.26	9.29	76.90	5.72	73.86	8.47
	PELKHIL SCHOOL	14	7	21	14	7	21	66.79	9.55	70.29	10.94	67.95	9.90
	RINCHEN HIGHER SECONDARY SCHOOL	19	16	35	19	16	35	69.24	11.00	73.94	7.74	71.39	9.81
	THROMDE SUMMARY	124	75	199	124	75	199	66.47	11.57	71.55	9.56	68.38	11.11
THIMPHU	DESI HIGHER SECONDARY SCHOOL	0	4	4		4	4			68.75	11.49	68.75	11.49
	DZONGKHAG SUMMARY	0	4	4		4	4			68.75	11.49	68.75	11.49
TRASHIGANG	JAMPELING HIGHER SECONDARY SCHOOL	1	14	15	1	14	15	63.50	.	74.75	10.05	74.00	10.11
	TRASHITSE HIGHER SECONDARY SCHOOL	3	12	15	3	12	15	64.83	7.32	73.96	7.03	72.13	7.80
	DZONGKHAG SUMMARY	4	26	30	4	26	30	64.50	6.01	74.39	8.63	73.07	8.92
TSIRANG	DAMPHU CENTRAL SCHOOL	10	12	22	10	12	22	71.95	6.79	67.71	7.72	69.64	7.46
	DZONGKHAG SUMMARY	10	12	22	10	12	22	71.95	6.79	67.71	7.72	69.64	7.46
WANGDUE PHODRANG	BAJOTHANG HIGHER SECONDARY SCHOOL	3	3	6	3	3	6	75.83	3.33	83.17	4.04	79.50	5.21
	GASELO CENTRAL SCHOOL	3	4	7	3	4	7	76.00	7.86	74.38	15.82	75.07	12.10
	DZONGKHAG SUMMARY	6	7	13	6	7	13	75.92	5.40	78.14	12.35	77.12	9.48
ZHEMGANG	ZHEMGANG CENTRAL SCHOOL	17	18	35	17	18	35	76.94	6.89	80.61	7.78	78.83	7.49
	DZONGKHAG SUMMARY	17	18	35	17	18	35	76.94	6.89	80.61	7.78	78.83	7.49
	OVERALL	432	323	755	431	323	754	68.26	10.57	71.57	10.29	69.67	10.57

LITERATURE IN ENGLISH

DZONGKHAG	SCHOOL	APPEARED			PASS			F		M		TOT	
		F	M	TOT	F	M	TOT	MEAN	SD	MEAN	SD	MEAN	SD
PARO	MOTITHANG HIGHER SECONDARY SCHOOL	18	11	29	17	11	28	67.90	14.70	67.57	9.90	67.78	12.90
	DZONGKHAG SUMMARY	18	11	29	17	11	28	67.90	14.70	67.57	9.90	67.78	12.90

HINDI

DZONGKHAG	SCHOOL	APPEARED			PASS			F		M		TOT	
		F	M	TOT	F	M	TOT	MEAN	SD	MEAN	SD	MEAN	SD
PARO	KARMA ACADEMY	1		1				14.00	.			14.00	.
	DZONGKHAG SUMMARY	1		1				14.00	.			14.00	.
THIM-THROM	NIMA HIGHER SECONDARY SCHOOL		1	1						17.00	.	17.00	.
	PELKHIL SCHOOL		1	1						28.00	.	28.00	.
	YANGCHENPHUG HIGHER SECONDARY SCHOOL	1	3	4	1	3	4	82.00	.	77.33	5.51	78.50	5.07
	THROMDE SUMMARY	1	5	6	1	3	4	82.00	.	55.40	30.53	59.83	29.39
	OVERALL	3	10	13	2	6	8	48.00	48.08	55.40	30.53	53.29	31.94

AGRICULTURE FOR FOOD SECURITY

DZONGKHAG	SCHOOL	APPEARED			PASS			F		M		TOT	
		F	M	TOT	F	M	TOT	MEAN	SD	MEAN	SD	MEAN	SD
BUMTHANG	SONAM KUENPHEN HIGHER SECONDARY SCHOOL	1		1	1		1	80.25	.			80.25	.
	DZONGKHAG SUMMARY	1		1	1		1	80.25	.			80.25	.
DAGANA	DRUKJEGANG HIGHER SECONDARY SCHOOL	13	21	34	13	21	34	75.90	6.03	78.08	6.63	77.25	6.40
	DZONGKHAG SUMMARY	13	21	34	13	21	34	75.90	6.03	78.08	6.63	77.25	6.40
GELEPHU THROMDE	GELEPHU HIGHER SECONDARY SCHOOL	7	14	21	7	14	21	80.89	3.92	73.09	8.66	75.69	8.22



Pupil Performance Report 2018

DZONGKHAG	SCHOOL	APPEARED			PASS			F		M		TOT	
		F	M	TOT	F	M	TOT	MEAN	SD	MEAN	SD	MEAN	SD
	LOSEL GYATSHO ACADEMY	4	7	11	4	7	11	72.31	2.91	75.50	4.11	74.34	3.90
	THROMDE SUMMARY	11	21	32	11	21	32	77.77	5.52	73.89	7.42	75.23	6.99
HAA	GONGZIM UGYEN DORJI CENTRAL SCHOOL	5	11	16	5	11	16	70.40	6.42	70.16	5.45	70.23	5.55
	JAMPEL HIGHER SECONDARY SCHOOL	4		4	4		4	71.25	8.03			71.25	8.03
	DZONGKHAG SUMMARY	9	11	20	9	11	20	70.78	6.71	70.16	5.45	70.44	5.89
LHUNTSE	LHUNTSE HIGHER SECONDARY SCHOOL	5	6	11	5	6	11	76.60	6.19	78.46	5.83	77.61	5.77
	DZONGKHAG SUMMARY	5	6	11	5	6	11	76.60	6.19	78.46	5.83	77.61	5.77
MONGAR	MONGAR HIGHER SECONDARY SCHOOL	4	9	13	4	9	13	76.94	4.06	80.81	6.63	79.62	6.07
	SHERUB RELDRI HIGHER SECONDARY SCHOOL	4	2	6	4	2	6	80.69	5.72	69.50	3.54	76.96	7.45
	DZONGKHAG SUMMARY	8	11	19	8	11	19	78.81	5.01	78.75	7.57	78.78	6.45
PARO	KARMA ACADEMY	1	6	7	1	6	7	60.50	.	79.54	7.73	76.82	10.08
	TENZIN HIGHER SECONDARY SCHOOL	1		1	1		1	71.00	.			71.00	.
	DZONGKHAG SUMMARY	2	6	8	2	6	8	65.75	7.42	79.54	7.73	76.09	9.56
PEMAGATSHEL	NANGKOR CENTRAL SCHOOL	6	10	16	6	10	16	77.96	2.57	69.98	7.27	72.97	7.06
	DZONGKHAG SUMMARY	6	10	16	6	10	16	77.96	2.57	69.98	7.27	72.97	7.06
PHUNTSHOLING THROMDE	NORBU ACADEMY		1	1		1	1			79.00	.	79.00	.
	THROMDE SUMMARY		1	1		1	1			79.00	.	79.00	.
SAMDRUP JONGKHAR	ORONG HIGHER SECONDARY SCHOOL	1		1	1		1	77.75	.			77.75	.
	DZONGKHAG SUMMARY	1		1	1		1	77.75	.			77.75	.
SAMDRUP JONGKHAR THROMDE	DUNGSAM ACADEMY	2	4	6	2	4	6	73.00	10.25	79.63	6.39	77.42	7.57
	THROMDE SUMMARY	2	4	6	2	4	6	73.00	10.25	79.63	6.39	77.42	7.57
SAMTSE	PELJORLING HIGHER SECONDARY SCHOOL		8	8		8	8			76.72	2.85	76.72	2.85
	DZONGKHAG SUMMARY		8	8		8	8			76.72	2.85	76.72	2.85
SARPANG	SARPANG CENTRAL SCHOOL	5	10	15	5	10	15	77.65	5.73	75.65	6.71	76.32	6.26
	DZONGKHAG SUMMARY	5	10	15	5	10	15	77.65	5.73	75.65	6.71	76.32	6.26
THIM-THROM	PELKHIL SCHOOL	4	1	5	4	1	5	73.50	4.01	66.75	.	72.15	4.60
	THROMDE SUMMARY	4	1	5	4	1	5	73.50	4.01	66.75	.	72.15	4.60
THIMPHU	DESI HIGHER SECONDARY SCHOOL	1		1	1		1	68.75	.			68.75	.
	DZONGKHAG SUMMARY	1		1	1		1	68.75	.			68.75	.
TRASHIGANG	RANGJUNG CENTRAL SCHOOL	27	15	42	27	15	42	72.81	5.78	71.53	7.62	72.35	6.43
	TRASHITSE HIGHER SECONDARY SCHOOL		1	1		1	1			74.25	.	74.25	.
	DZONGKHAG SUMMARY	27	16	43	27	16	43	72.81	5.78	71.70	7.39	72.40	6.36
TRASHIYANGTSE	BAYLING CENTRAL SCHOOL	11	14	25	11	14	25	78.73	4.67	76.79	2.81	77.64	3.78
	DZONGKHAG SUMMARY	11	14	25	11	14	25	78.73	4.67	76.79	2.81	77.64	3.78
TSIRANG	DAMPHU CENTRAL SCHOOL	2		2	2		2	75.63	2.65			75.63	2.65
	DZONGKHAG SUMMARY	2		2	2		2	75.63	2.65			75.63	2.65
WANGDUE PHODRANG	GASELO CENTRAL SCHOOL	6	11	17	6	11	17	71.29	4.19	72.07	5.29	71.79	4.81
	DZONGKHAG SUMMARY	6	11	17	6	11	17	71.29	4.19	72.07	5.29	71.79	4.81
ZHEMGANG	ZHEMGANG CENTRAL SCHOOL		8	8		8	8			80.44	3.38	80.44	3.38
	DZONGKHAG SUMMARY		8	8		8	8			80.44	3.38	80.44	3.38
	OVERALL	114	159	273	114	159	273	75.07	6.01	75.28	6.88	75.19	6.52

4.11 NATIONAL TOPPERS

STREAM-WISE TOPPERS

Table 16 National stream-wise toppers

STREAM	RANK	NAME	INDEX NO.	TOTAL	PERCENTAGE
SCIENCE	1	DECHEN LHAMO GYELTSHEN	012170020325	353	88.25
	2	NGAWANG YESHI	012170260030	348	87.00
	3	TASHI TENGYAL	012170260035	347	86.75
COMMERCE	1	PEMA CHODEN	012170260194	341	85.25
	2	THINLEY DHENDUP	012170260175	334	83.50
	3	YESHI YUDEN	012170060078	329	82.25
ARTS	1	PASANG WANGMO	012170050025	341	85.25
	1	TEMPA TSHERING	012170140065	341	85.25
	2	CHHOEING UPEL	012170020243	338	84.50
	3	UGYEN TSHOMO	012170100073	336	84.00

SUBJECT TOPPERS

Table 17 National subject-wise toppers

SUBJECT	NAME	INDEX NUMBER	MARK
ENGLISH	DECHEN LHAMO GYELTSHEN	012170020325	82
	YESHEY PELDEN	012170070013	82
DZONGKHA	DORJI PELDEN	012170020327	91
MATHEMATICS	TASHI TENGYAL	012170140065	98
PHYSICS	DECHEN LHAMO GYELTSHEN	012170020325	96
	TASHI TENGYAL	012170260035	96
CHEMISTRY	PRAKASH KUIKEL	012170330014	90
	NGAWANG CHOEDA	012170560014	90
BIOLOGY	SONAM PELDEN	012170110027	91
BUSINESS MATHEMATICS	SHER BDR MONGAR	012170050119	95
	PEMA CHODEN	012170260194	95
	PHURPA WANGCHUK	012171210122	95
ACCOUNTANCY	NIMA DORJI TAMANG	012170060052	92
COMMERCE	TIKA NESOR	012170820146	90
COMPUTER STUDIES	UMESH GIRI	012170260029	93
HISTORY	TEMPA TSHERING	012170140065	95
	KINLEY RABGAY	012170200147	95
GEOGRAPHY	DEKI YANGZOM	012170040048	90
DZONGKHA RIGZUNG	SANGAY WANGDI	012170330067	94
ECONOMICS	KINLEY	012170260458	91



Pupil Performance Report **2018**

SUBJECT	NAME	INDEX NUMBER	MARK
LITERATURE IN ENGLISH	PARVATI SHARMA	012170150214	87
MEDIA STUDIES	PASANG WANGMO	012170050025	91
AGRICULTURE FOR FOOD SECURITY	PHUNTSHO DORJI	012170140009	90

CHAPTER 5: LANGUAGE AND CULTURE STUDIES CERTIFICATE (XII) 2017 EXAMINATION

5.1 GENERAL INFORMATION

Table 18 LCSC overall information

REGISTERED			APPEARED			PASS			FAIL			ABSENT		
F	M	TOT	F	M	TOT	F	M	TOT	F	M	TOT	F	M	TOT
229	172	401	227	163	390	212	136	348	15	27	42	2	9	11

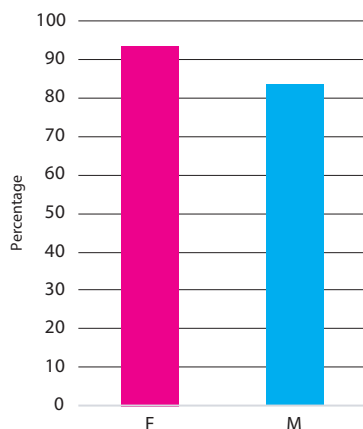
Four institutes offered LCSC XII course in 2017:

1. Taktse Central School (TCS),
2. Desi High School (DHS),
3. Dzongkha Development Training Institute (DDTI), and
4. Kuenphen Dzongkha Development Training Institute (KDDTI).

A total of 401 candidates from the above four centers were registered and 390 of them appeared for the LCSC 2017 Examination. Of the total candidates who appeared the examination, 348 candidates passed the examination with a pass percentage of 89.23 %.

5.2 OVER ALL PERFORMANCE BY GENDER

Figure 13 Overall performance by gender





Of the 401 registered candidates, 163 male and 227 female appeared the examination. The pass percentage for the male was 83.44% and 93.39% for female.

5.3 OVERALL SUBJECT-WISE PERFORMANCE

LCSC XII offers the following subjects as major, minor and elective in which candidates can opt for any one of the electives.

Table 19 LCSC subjects

MAJOR SUBJECTS	MINOR SUBJECTS	ELECTIVE SUBJECTS
Choedjug	Sumtak/Ngaden Tagjuk	Gyelrab (History)
Dzongkha	Nyenngag	Tsi (Astrology)
English/ Kheyjug		Nyenchha (Music)
		Driglam (Bhutanese Etiquette)
		Media Studies
		Agriculture for Food Security

Table 20 Overall subject-wise performance

SUBJECT	PASS			MEAN			SD		
	F	M	TOT	F	M	TOT	F	M	TOT
ENGLISH	94.27	85.9	90.86	46.73	43.97	45.61	6.39	6.64	6.62
KHEJUG		71.43	71.43		45.86	45.86		17.21	17.21
DZONGKHA	100	100	100	68.72	68.82	68.76	7.38	8.16	7.7
CHOEDJUNG	92.07	92.02	92.05	58.83	59.42	59.08	12.41	14.21	13.18
NGADEN-TAGJUK	97	96.38	96.75	61.02	63.1	61.87	11.79	12.58	12.15
SUMTAK	96.3	100	98.08	65.78	65.08	65.44	11.1	12.57	11.71
NYENGAG	94.71	90.18	92.82	61.12	59.07	60.26	13.12	16.09	14.45
AGRICULTURE FOR FOOD SECURITY	100	100	100	61	67	61.6	2.87		3.31
DRIGLAM	100	100	100	73.21	72.82	73.07	6.69	7.6	7.02
GYELRAB	94.83	100	97.39	59.4	63.56	61.46	11.81	9.47	10.87
LUZHEY-NENCHA	100	100	100	82.75	81.62	82.24	5.98	4.98	5.49
MEDIA STUDIES	100	100	100	58.95	56.78	57.95	4.75	3.62	4.35
TSI		100	100		72.5	72.5		10.61	10.61

In the subject-wise performance, cent percent pass was recorded for one of the major subjects (Dzongkha) and in five elective subjects. For the thirteen subjects, their mean ranged from 45.61% to 82.24 % with the lowest standard deviation of 3.31 in Agriculture for Food Security.

5.4 SCHOOL WISE PERFORMANCE IN VARIOUS SUBJECTS

All the subjects are not offered in the four schools. The table below shows school-wise pass percentage, mean and standard deviation of various subjects.

Table 21 School-wise performance in subjects

SCHOOL	PASS PERCENT			F		M		TOT	
	F	M	TOT	MEAN	SD	MEAN	SD	MEAN	SD
ENGLISH									
DESI HIGH SCHOOL	93.65	82.98	89.09	45.05	6.19	42.89	6.73	44.13	6.48
DZONGKHA DEVELOPMENT TRAINING INSTITUTE	81.08	72.41	77.27	42.24	6.02	40.17	7.5	41.33	6.74
KUENPHEN LANGUAGE AND CULTURE TRAINING INSTITUTE	100	33.33	60	50.5	14.85	37	2.65	42.4	10.64
TAKTSE CENTRAL SCHOOL	98.4	94.81	97.03	48.85	5.54	46.34	5.26	47.89	5.56
KHEJUG									
DZONGKHA DEVELOPMENT TRAINING INSTITUTE		75	75			52.25	21.23	52.25	21.23
KUENPHEN LANGUAGE AND CULTURE TRAINING INSTITUTE		66.67	66.67			37.33	4.62	37.33	4.62
DZONGKHA									
DESI HIGH SCHOOL	100	100	100	63.7	7.82	66.19	8.6	64.76	8.22
DZONGKHA DEVELOPMENT TRAINING INSTITUTE	100	100	100	65.95	7.13	64.97	8.51	65.49	7.77
KUENPHEN LANGUAGE AND CULTURE TRAINING INSTITUTE	100	100	100	75.5	0.71	60.33	8.14	64.13	9.83
TAKTSE CENTRAL SCHOOL	100	100	100	71.97	5.25	72.74	5.49	72.26	5.34
CHOEDJUNG									
DESI HIGH SCHOOL	87.3	93.62	90	56.19	14.28	59	14.56	57.39	14.4
DZONGKHA DEVELOPMENT TRAINING INSTITUTE	81.08	81.82	81.43	56.16	15.96	51.85	14.1	54.13	15.16
KUENPHEN LANGUAGE AND CULTURE TRAINING INSTITUTE	100	50	62.5	53	7.07	37.33	12.26	41.25	12.93
TAKTSE CENTRAL SCHOOL	97.6	98.7	98.02	61.05	9.66	64.65	10.84	62.42	10.25
NGADEN-TAGJUK									
DESI HIGH SCHOOL	94.12	96.88	95.18	53.53	10.65	55.22	10.52	54.18	10.57
DZONGKHA DEVELOPMENT TRAINING INSTITUTE	86.96	88	87.5	51.35	16.56	58.4	14.89	55.02	15.94
KUENPHEN LANGUAGE AND CULTURE TRAINING INSTITUTE	100	83.33	87.5	66	2.83	47	12	51.75	13.47
TAKTSE CENTRAL SCHOOL	100	100	100	65.81	8.09	69.32	8.4	67.14	8.37
SUMTAK									
DESI HIGH SCHOOL	100	100	100	65.25	7.09	67.53	11.31	66.52	9.57
DZONGKHA DEVELOPMENT TRAINING INSTITUTE	92.86	100	95.45	65.57	14.04	61.38	15.4	64.05	14.33
TAKTSE CENTRAL SCHOOL	100	100	100	75		61.5	10.61	66	10.82
AGRICULTURE FOR FOOD SECURITY									
DESI HIGH SCHOOL	100		100	61				61	
TAKTSE CENTRAL SCHOOL	100	100	100	61	3.5	67		61.67	3.5
DRIGLAM									
DESI HIGH SCHOOL	100	100	100	71.82	6.93	71.94	7.85	71.86	7.19
DZONGKHA DEVELOPMENT TRAINING INSTITUTE	100	100	100	68.12	6.07	70.93	6.98	69.44	6.62
KUENPHEN LANGUAGE AND CULTURE TRAINING INSTITUTE	100	100	100	77	2.83	64.67	4.89	67.75	3.86
TAKTSE CENTRAL SCHOOL	100	100	100	76.68	4.66	78.8	4.65	77.22	4.72
GYELRAB									
TAKTSE CENTRAL SCHOOL	100	100	100	68.5	6.85	66.37	8.92	67.31	8.06
DESI HIGH SCHOOL	91.18	100	95.08	52.97	10.26	60.44	9.23	56.28	10.43
LUZHEY-NENCHANG									
DESI HIGH SCHOOL		100	100			81.5	4.95	81.5	4.95
TAKTSE CENTRAL SCHOOL	100	100	100	81.5	5.27	81.64	5.22	81.56	5.14



SCHOOL	PASS PERCENT			F		M		TOT	
	F	M	TOT	MEAN	SD	MEAN	SD	MEAN	SD
DZONGKHA DEVELOPMENT TRAINING INSTITUTE	100		100	91.5	0.71			91.5	0.71
MEDIA STUDIES									
DESI HIGH SCHOOL		100	100			58.5	4.95	58.5	4.95
TAKTSE CENTRAL SCHOOL	100	100	100	59.4	4.39	56.4	3.64	58.11	4.3
DZONGKHA DEVELOPMENT TRAINING INSTITUTE	100	100	100	50		59		54.5	6.36
TSI									
DZONGKHA DEVELOPMENT TRAINING INSTITUTE		100	100			72.5	10.61	72.5	10.61
NYENGAG									
DESI HIGH SCHOOL	88.89	95.74	91.82	56.79	12.91	59.32	13.6	57.87	13.21
DZONGKHA DEVELOPMENT TRAINING INSTITUTE	86.49	69.7	78.57	51.05	15.58	46.12	15.55	48.73	15.65
KUENPHEN LANGUAGE AND CULTURE TRAINING INSTITUTE	100	33.33	50	59	2.83	30.33	10.44	37.5	15.97
TAKTSE CENTRAL SCHOOL	100	100	100	66.31	9.63	66.71	11.56	66.47	10.38

5.5 SUBJECT WISE PASS PERCENTAGES

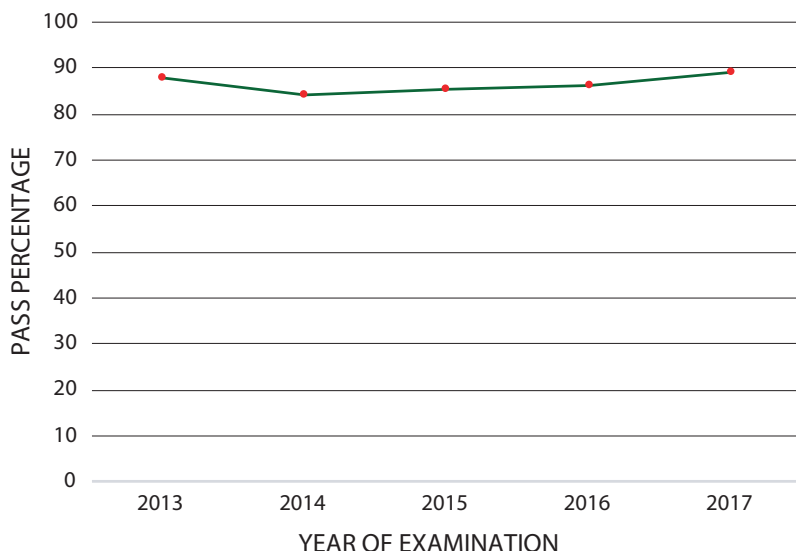
The table below shows the subject-wise pass percentage of four schools offering LCSC course. All the four schools scored cent percent in Dzongkha. However all schools did not offer the six elective subjects and the number of candidates opting these subjects varied.

Table 22 Subject-wise pass percentages

SUBJECTS	DESI HIGH SCHOOL	DZONGKHA DEVELOPMENT TRAINING INSTITUTE	KUENPHEN LANGUAGE AND CULTURE TRAINING INSTITUTE	TAKTSE CENTRAL SCHOOL
ENGLISH	89.09	77.27	60.00	97.03
KHEJUG		75.00	66.67	
DZONGKHA	100.00	100.00	100.00	100.00
CHOEDJUNG	90.00	81.43	62.50	98.02
NGADEN-TAGJUK	95.18	87.50	87.50	100.00
SUMTAK	100.00	95.45		100.00
AGRICULTURE FOR FOOD SECURITY	100.00			100.00
DRIGLAM	100.00	100.00	100.00	100.00
GYELRAB	95.08			100.00
LUZHEY-NENCHA	100.00	100.00		100.00
MEDIA STUDIES	100.00	100.00		100.00
TSI		100.00		
NYENGAG	91.82	78.57	50.00	100.00

5.6 LCSC EXAMINATION PASS PERCENTAGES FOR PAST YEARS

Figure 14 Pass percentages since 2013



87.97% pass was recorded in 2013 which dropped to 84.2% in 2014. However there has been a steady improvement annually in the performance till date. The pass percentage has increased to 89.23 % in 2017.

5.7 OVERALL LCSC-XII TOPPERS

NATIONAL TOPPERS

Table 23 National overall toppers

RANK	NAME	INDEX NO.	TOTAL
1	DORJI GYELTSHEN	012170510170	79.50
2	DORJI PHUNTSHO	012172220091	78.25
3	JAMYANG DORJEE	012173330001	78

SUBJECT TOPPERS

Table 24 National subject toppers

SUBJECT	NAME	INDEX NUMBER	MARK
KHEJUG	JAMYANG DORJEE	012173330001	77
ENGLISH	PEMA YUDEN	012170510050	65
DZONGKHA	KARMA CHOKI	012170510004	85



Pupil Performance Report **2018**

SUBJECT	NAME	INDEX NUMBER	MARK
CHOEDJUNG	EZANG DOYA	012170510171	90
CHOEDJUNG (OLD)	RINCHEN KHANDDU	012173330070	88
NGADEN-TAGJUK	JAMYANG DORJEE	012173330001	85
SUMTAK	DORJI PHUNTSHO	012172220091	86
NYENGAG(OLD)	DORJI PHUNTSHO	012172220091	91
NYENGAG	MENCHI GYEM DOYA	012170510149	88
LUZHEY-NENCHA	SONAM CHODEN	012173330069	92
DRIGLAM	CHIMI NAMGYAL	012170510033	86
GYELRAB	SANGAY TSHERING	012170510122	83
TSI	SAMTEN NORBU	012173330071	80
AGRICULTURE FOR FOOD SECURITY	TSHERING TENZIN	012170510131	67
MEDIA STUDIES	PEMA YUDEN	012170510050	69

CHAPTER 6: CLERICAL RECHECK

Standard clerical recheck procedure:

1. Receiving of recheck application
2. Clerical recheck of answer scripts by subject coordinators
3. Submission of recheck results to BCSEA management for endorsement
4. Declaration of the clerical recheck results

BCSE

The clerical re-check applications were received for a duration of one week from 18th to 24th January, 2018. A total of 128 candidates had applied for recheck in 326 papers. However, there were no changes in the marks of all 128 candidates. The details of which are given below:

Table 25 Clerical re-check applications received for BCSE

Sl. No.	Subject	No. of applicants
1	English I	21
2	English II	24
3	Dzongkha I	43
4	Dzongkha II	41
5	Economics	10
6	HCG I (History and Civics)	29
7	HCG II (Geography)	34
8	Physics	23
9	Chemistry	16
10	Biology	16
11	Computer Applications	9
12	Environmental Studies	6
13	Maths	54
Total		326

The recheck results were declared in print media and BCSEA website on January 28, 2018.

BHSEC AND LCSC (XII)

The clerical re-check applications were received for a duration of one week from 29th January to 4th February, 2018. A total of 452 candidates had applied for recheck in 797 papers. However, there were no changes in the marks of all 452 candidates. The details of which are given below:



Table 26 Clerical re-check applications received for BHSEC and LCSC

Sl. No.	Subject	No. of applicants
1	English I	112
2	English II	124
3	Dzongkha I	36
4	Dzongkha II	39
5	Dzongkha Rigzhung	1
6	Economics	36
7	History	14
8	Geography	23
9	Physics	47
10	Chemistry	97
11	Biology	40
12	Computer Studies	1
13	Commerce	10
14	Accountancy	29
15	Pure Maths	99
16	Business Mathematics	65
17	Media Studies	1
TOTAL PAPERS		774
LCSC (XII)		
1	English I	10
2	English II	10
3	Ngengag	1
4	Choedjug	1
5	Khejug	1
TOTAL PAPERS		23
GRAND TOTAL		797

The recheck results were declared in print media and BCSEA website on February 9, 2018.

ལན་ཤོག་བསྐྱར་ཞིབ་གྱི་བྱ་རིམ།

1. ལན་ཤོག་བསྐྱར་ཞིབ་གྱི་ ལུ་ཡིག་བརྩུགས་མི་ཚུ་ རྩིས་ལེན་འབད་ཡི།
2. ལན་ཤོག་བསྐྱར་ཞིབ་འདི་ ཚོས་ཚན་འགོ་འདྲེན་པ་གིས་ འབད་མ་ཨིན།
3. ལན་ཤོག་ བསྐྱར་ཞིབ་འབད་ཡོད་པའི་ གྲུབ་འབྲས་འདི་ གནང་བ་ལུ་ཞི་དོན་ལུ་ བཀོད་ཚོགས་གྱི་ བདག་སྐྱོང་ཚོགས་པ་ རན་བརྩུགས་ཏེ་ ཆ་འཛོག་གནང་མ་ཨིན།
4. བསྐྱར་ཞིབ་འབད་ཡོད་པའི་ གྲུབ་འབྲས་ཚུ་ གསལ་བཏོན་འབད་མ་ཨིན།

འབྲུག་འབྲིང་རིམ་བར་མ།

ལན་ཤོག་ བསྐྱར་ཞིབ་ཀྱི་དོན་ལུ་ ལྷ་ཡིག་བཙུགས་མི་ཚུ་ སྤྱི་ལོ་ ༢༠༡༢ གྱི་ཟླ་ ༡ པའི་ཚེས་ ༡༥ ལས་ ༢༤ ཚུན་ བདུན་ཕྱག་གཅིག་གི་
རིང་ལུ་ རོས་ལེན་འབད་ཡི། ལྷ་ཡིག་བཙུགས་མི་ མི་ངོམ་ཡོངས་སྡེ་མི་གུངས་ ༡༢༥ དང་། ལན་ཤོག་སྡེ་མི་ ༣༢༤ ཡོད་རུང་ གྲུབ་འབྲས་
ལུ་འགྱུར་བ་ གཅིག་ཡང་མ་འབྲོན། ལ་གསལ་ཚུ་འོག་ལུ་ བཀོད་དོ་བཟུམ་ཨིན།

ཨང།	ཚེས་ཚན།	ལྷ་ཡིག་བཙུགས་མི་དེ་གུངས་ལ།
༡	ཨིང་ལེག་ དང་པ།	༢༡
༢	ཨིང་ལེག་ གཉེས་པ།	༢༤
༣	རྫོང་ཁ་ དང་པ།	༤༩
༤	རྫོང་ཁ་ གཉེས་པ།	༤༡
༥	དཔལ་འབྱོར་རིག་པ།	༡༠
༦	འབྲུང་རབས།	༢༧
༧	ས་ཆ་རིག་པ།	༢༤
༨	དངོས་ལམས་རིག་པ།	༢༩
༩	རྫས་འབྱོར་རིག་པ།	༡༤
༡༠	སྐྱེ་བུ་རིག་པ།	༡༤
༡༡	སློབ་རིག	༧
༡༢	མཐའ་འཁོར་ཚན་རིག།	༤
༡༣	ཨང་རྩེས།	༥༤
ཡོངས་སྡེ་མ།		༣༢༤

ལན་ཤོག་ བསྐྱར་ཞིབ་ཀྱི་གྲུབ་འབྲས་འདི་ སྤྱི་ཚེས་ ༢༢/༡/༢༠༡༢ ལུ་ བར་བརྒྱུད་དང་ཡིག་ཚང་གི་ ཡོངས་འབྲེལ་སློབ་རིག་ཐོག་ལས་
གསལ་བཏོན་འབད་ཡི།

འབྲུག་འབྲིང་རིམ་གོང་མ་དང་ རྐང་ཡིག་དང་ལམ་སྲོལ་སློབ་སྦྱོང་ སློབ་རིམ་༡༢ པ།

ལན་ཤོག་ བསྐྱར་ཞིབ་ཀྱི་དོན་ལུ་ ལྷ་ཡིག་བཙུགས་མི་ཚུ་ སྤྱི་ལོ་ ༢༠༡༢ གྱི་ཟླ་ ༡ པའི་ཚེས་ ༢༧ ལས་སྤྱི་ཟླ་ ༣ པའི་ཚེས་ ༤ ཚུན་
བདུན་ཕྱག་གཅིག་གི་རིང་ལུ་ རོས་ལེན་འབད་ཡི། ལྷ་ཡིག་བཙུགས་མི་ མི་ངོམ་ཡོངས་སྡེ་མི་གུངས་ ༤༥༩ དང་། ལན་ཤོག་སྡེ་མི་ ༡༧༡
ཡོད་རུང་ གྲུབ་འབྲས་ལུ་འགྱུར་བ་ གཅིག་ཡང་མ་འབྲོན། ལ་གསལ་ཚུ་འོག་ལུ་ བཀོད་དོ་བཟུམ་ཨིན།

ཨང།	ཚེས་ཚན།	ལྷ་ཡིག་བཙུགས་མི་དེ་གུངས་ལ།
༡	ཨིང་ལེག་ དང་པ།	༡༡༢
༢	ཨིང་ལེག་ གཉེས་པ།	༡༢༤



ཨང།	ཚོས་ཚན།	ཞུ་ཡིག་བརྩུགས་མིའི་གྲངས་ལ།
༡	ཚོང་ཁ་ དང་པ།	༣༤
༢	ཚོང་ཁ་ གཉིས་པ།	༣༧
༣	ཚོང་ཁ་རིག་གཞུང།	༡
༤	དཔལ་འབྱོར་རིག་པ།	༣༤
༥	འབྲུང་རབས།	༡༤
༦	ས་ཆ་རིག་པ།	༡༩
༧	དངོས་ལམས་རིག་པ།	༤༧
༨	རྩལ་འབྱོར་རིག་པ།	༧༧
༩	སྤྱི་ལུགས་རིག་པ།	༤༠
༡༠	སློབ་པ་རིག་པ།	༡
༡༡	ཚོང་རིག་པ།	༡༠
༡༢	རྩིས་རིག་པ།	༡༧
༡༣	ཨང་རྩིས།	༧༧
༡༤	ཚོང་འབྲེལ་ཨང་རྩིས།	༤༥
༡༥	བརྗེ་རྒྱུ་ཤེས་ཡོན།	༡
ཡོངས་སྟོན།		༧༧༤

རྒྱ་ཡིག་དང་ལམས་སྟོན་སྟོན་སྟོན་སྟོན་རིམ་༡༢ པ།

ཨང།	ཚོས་ཚན།	ཞུ་ཡིག་བརྩུགས་མིའི་གྲངས་ལ།
༡	ཨང་ལེག་ དང་པ།	༡༠
༢	ཨང་ལེག་ གཉིས་པ།	༡༠
༣	སྤྱི་ལུགས་	༡
༤	སྤྱི་དུག་	༡
༥	མཁས་འཇུག་	༡
སྟོན།		༡༩
སྤྱི་སྟོན།		༧༧༧

ལན་ཤོག་ བསྐྱར་ཞིབ་ཀྱི་ གྲུབ་འབྲས་འདི་ སྤྱི་ཚེས་ ༠༧/༡/༢༠༡༩ ལུ་ བརྗེ་བརྗེ་དང་ཡིག་ཚང་གི་ ཡོངས་འབྲེལ་སྟོན་རིག་ཐོག་ལས་ གསལ་བཏོན་འབད་ཡི།

CHAPTER 7: MALPRACTICE CASES DETECTED IN 2017 COUNCIL EXAMINATIONS

Two malpractice cases were detected during the conduct of 2017 council examinations – one in BCSE Chemistry Paper 2 and the other one in BHSEC Accountancy Paper 1. As per the Rules and Regulations of the council's examinations pertaining to malpractice of any kind and level, the candidates' results are withheld and declared void.

The candidates along with their respective guardians/parents and their school principals were informed formally of the outcome of their malpractice.

ཕྱི་ལོ་ ༢༠༡༧ གྱི་བཀོད་ཚོགས་ཚོས་རྒྱགས་སྐབས་ འདྲ་བཤུས་རྒྱབ་མི་བདའ་བྱུན་ཡོད་པའི་ ཚུན་ཉེགས།

ཕྱི་ལོ་ ༢༠༡༧ གྱི་བཀོད་ཚོགས་ཚོས་རྒྱགས་སྐབས་ འདྲ་བཤུས་རྒྱབ་མི་ མི་ངོམ་གཉིས་བདའ་བྱུན་ཡི། དེ་ཡང་ གཅིག་སློབ་རིམ་ ༡༠ པའི་ རྩིས་སློབ་རིག་པའི་ཚོས་ཚན་ནང་ལུ་དང། གཅིག་སློབ་རིམ་ ༡༢ པའི་ ཕྱིས་རིག་གི་ཚོས་ཚན་ནང་ལུ་ཨིན་པས། འདྲ་བཤུས་གྱི་རིགས་ ག་ ཅི་བཟུམ་ར་ཨིན་རུང་ བཀོད་ཚོགས་གྱི་ལམ་ལུགས་དང། སྲིག་གཞི་བཀོད་ཡོད་མི་དང་འབྲེལ་ཏེ། ཁོང་མི་ངོམ་གཉིས་ཆ་རའི་ ཚོས་རྒྱགས་གྱི་ ཟུབ་འབྲས་འདི་ གསལ་བཏོན་མ་འབད་བར་ བཀག་ཆ་འབད་དེ་བཞག་ཅི། དེ་གི་སློབ་ལས་ གཞུང་འབྲེལ་ཐོག་ལུ་ མི་ངོམ་འདི་གི་ཕམ་དང། བདག་འཛིན་པ། སློབ་གྲའི་དབུ་འཛིན་ཚུ་ལུ་ བདའ་ལན་འབད་ཡོད་པ་ཨིན།

